

University of Rochester

2008-09 Fact Book



Office of the Provost
Institutional Research
203 Wallis Hall
Rochester, NY 14627-0021
585-275-8063

© 2009 University of Rochester

University of Rochester

Fact Book 2008-09

http://www.rochester.edu/provost/ir/2008-09_factbook.html

Table of Contents

<i><u>Subject</u></i>	<i><u>Time Covered</u></i>	<i><u>Page</u></i>
Table of Contents	--	2
History and Accreditation	--	3
Organization	1 Year	4
Size of Campus	10 Years	5
Degrees Conferred	10 Years	6
Degrees Conferred – 30 Year Window	30 Years	7
Degrees by Major - Undergraduate	3 Years	8
Degrees by Major – Graduate	3 Years	10
Enrollment by School	10 Years	14
Enrollment by School and Full-time/Part-time Status	3 Years	15
Summer Enrollment	3 Years	18
Enrollment, Gender and Ethnicity	1 Year	19
Enrollment, Geographic Origins	1 Year	20
Enrollment, Undergraduate Majors	3 Years	21
Enrollment, Graduate Majors	3 Years	23
Courses, Credit Hours	3 Years	26
Courses, Section Size	1 Year	29
Faculty by School	10 Years	32
Faculty by Department	3 Years	33
Staff	1 Year	35
EEO Workforce by Division	2 Years	36

HISTORY AND ACCREDITATION

The University of Rochester, founded in 1850, is one of the leading private universities in the country. With roots in the liberal arts, it is now a distinguished research institution offering a full range of liberal arts and professional programs. Many departments are widely recognized to be among the best in the country. The University's schools and colleges are:

- The College of Arts, Sciences, and Engineering
 - College of Arts and Sciences
 - School of Engineering and Applied Sciences
- Eastman School of Music
- Margaret Warner Graduate School of Education and Human Development
- William E. Simon Graduate School of Business Administration
- School of Medicine and Dentistry
- School of Nursing

The Memorial Art Gallery houses a permanent collection of more than 10,000 objects and has been called the best balanced in the state outside of metropolitan New York City. It is one of the few university-affiliated art museums in the country that also serve as community art museums.

Eastman Dental Center is now merged with the University of Rochester Medical Center to form one organization with a mission to improve oral health through caring, discovery, teaching, and learning.

The Laboratory for Laser Energetics, established in 1970 as a center for the investigation of the interaction of intense radiation with matter, is a unique national resource for research and education in science and technology.

The University of Rochester is accredited by the [Middle States Association of Colleges and Schools, Commission on Higher Education](#), the [New York State Board of Regents](#), and the [Association for the Accreditation of Human Research Protection Programs](#).

Programs within the University's Schools are accredited by the following agencies:

- Accreditation Board of Engineering and Technology, Inc.
- Accreditation Council on Graduate Medical Education
- American Academy of Microbiology
- American Association for Marriage and Family Therapy
- American Dental Association
- American Psychological Association
- Association for Clinical and Pastoral Education
- Association to Advance Collegiate Schools of Business, International
- Council for Accreditation of Counseling and Related Educational Programs
- Council on Education for Public Health
- Liaison Committee on Medical Education
- National Association of Schools of Music
- National Council for Accreditation of Teacher Education
- National League for Nursing Accrediting Commission

Central Administration

BOARD OF TRUSTEES

(Edmund A. Hajim)

PRESIDENT

(Joel Seligman)

Provost and Executive Vice President

(Ralph W. Kuncel)

Sr. Vice President for Health Sciences and CEO Medical Center & Strong Health
(Bradford Berk)

Sr. Vice President and Chief Advancement Officer
(James D. Thompson)

Sr. Vice President for Administration & Finance and CFO
(Ronald J. Paprocki)

Sr. Vice President and R. L. & M. L. Sproull Dean of the Faculty of Arts, Sciences & Engg
(Peter Lennie)

Sr. Vice President for Institutional Resources
(Douglas W. Phillips)

Sr. Vice President and General Counsel
(Sue S. Stewart)

Vice President and General Secretary
(Paul J. Burgett)

Vice President for Communications
(William Murphy)

Executive Director of Government Relations
(Peter Robinson)

Office of the Provost

Provost and Executive Vice President

(Ralph W. Kuncel)

Vice Provost and University Dean of Graduate Studies
(Bruce Jacobs)

Vice Provost and Chief Information Officer
(David E. Lewis)

Vice Provost for Entrepreneurship
(Duncan T. Moore)

Deputy to the President and Vice Provost for Faculty Development & Diversity
(Lynne J. Davidson)

Senior Associate Provost
(Carol C. Shuherk)

Associate Provost and Director of Human Subjects Protection
(Gary Chadwick)

Director of Technology Transfer
(Gail Norris)

University Health Service Director
(Ralph Manchester)

University Intercissors

Programs and Divisions

BOARD OF TRUSTEES

(Edmund A. Hajim)

PRESIDENT

(Joel Seligman)

Provost and Executive Vice President

(Ralph W. Kuncel)

DEANS & DIRECTORS

Sr. Vice President and R. L. & M. L. Sproull Dean of the Faculty of Arts, Sciences & Engg
(Peter Lennie)

Sr. Vice President for Health Sciences and CEO Medical Center & Strong Health
(Bradford Berk, M.D., Ph.D.)

W. E. Simon Graduate School of Business Administration
(Mark Zupan)

M. Warner Graduate School of Education and Human Development
(Raffaella Boras)

Eastman School of Music
(Douglas Lowry)

Laboratory for Laser Energetics
(Robert McCrory)

River Campus Libraries
(Susan Gibbons)

Memorial Art Gallery
(Grant Holcomb)

School of Engineering and Applied Sciences
(Robert Clark)

Arts and Sciences
(Joanna Olmsted)

The College
(Richard Feldman)

School of Medicine and Dentistry
(David S. Guzik, M.D., Ph.D.)

School of Nursing
(Kathy P. Parker, Ph.D., R.N.)

Strong & Highland Hospitals
(Steven I. Goldstein)

Eastman Dental Center
(Cyril Meyerowitz, D.D.S.)

Medical Faculty Group

Strong Partners Health System, Inc.

Strong Health

UNIVERSITY OF ROCHESTER
Size of Campus

Buildings	1999-2000	2000-01	2001-02	2002-03	2003-04	2004-05	2005-06	2006-07	2007-08	2008-09
River Campus (RC)	54	55	55	55	55	55	53	54	54	56
RC Off Site	5	5	6	2	2	2	3	3	3	3
South Campus	55	55	55	59	59	59	59	59	59	60
Eastman School	6	6	5	6	6	6	7	7	7	7
Memorial Art Gallery	2	2	4	4	4	4	4	4	4	4
Mt. Hope Campus	10	10	10	8	8	8	10	10	10	10
Medical Center (URMC)	15	15	18	18	18	18	18	18	18	19
URMC Off Site	-	-	-	-	-	-	1	1	4	4

University Total	147	148	153	152	152	152	155	156	159	163
-------------------------	------------	------------	------------	------------	------------	------------	------------	------------	------------	------------

Gross Square Feet	1999-2000	2000-01	2001-02	2002-03	2003-04	2004-05	2005-06	2006-07	2007-08	2008-09
River Campus (RC)	2,797,970	3,476,917	3,559,028	3,545,144	3,551,925	3,528,716	3,479,076	3,493,311	3,502,737	3,536,192
RC Off Site	20,754	22,279	25,623	4,087	4,087	4,087	14,242	14,242	14,242	14,242
South Campus	913,289	1,067,530	1,094,888	1,111,007	1,110,593	1,110,593	1,188,895	1,195,279	1,195,382	1,195,382
Eastman School	347,784	416,646	407,283	534,494	536,064	563,138	537,734	631,384	670,574	670,574
Memorial Art Gallery	95,227	114,083	132,878	132,878	132,878	132,878	132,879	134,056	134,047	134,047
Mt. Hope Campus	170,124	194,971	202,918	198,379	198,363	198,363	218,964	218,962	222,255	222,255
Medical Center (URMC)	3,927,449	4,713,086	4,976,951	4,838,345	4,852,337	4,855,381	4,913,292	5,078,968	5,108,266	5,279,261
URMC Off Site	-	-	-	-	-	-	86,663	86,664	198,109	198,109

University Total	8,272,597	10,005,512	10,399,569	10,364,334	10,386,247	10,393,156	10,571,745	10,852,866	11,045,612	11,250,062
-------------------------	------------------	-------------------	-------------------	-------------------	-------------------	-------------------	-------------------	-------------------	-------------------	-------------------

Campus Inclusions (2008-09 definitions):

River Campus: the primary campus for the College of Arts, Sciences & Engineering; the Simon Graduate School of Business; the Warner School of Education.

Medical Center: schools, research, & hospital buildings; Annex; Parking Garage; Goler House; Central Utilities; Eastman Dental Center, KinderCare Daycare.

South Campus: Nuclear Structure Research Laboratory; Laboratory for Laser Energetics; Center for Optoelectronics and Imaging.

Mt. Hope addresses: 575, 590, 630, 668, 685, 692, 1351, 1510; Towne House East & West.

Off Site: Mees Observatory, Gannett House, and 110 Tobey Village for RC; Aab Cardiovascular Research Institute, Data Center, Psychiatry, and 905 Culver Rd for URMC.

Source: Office of the University Architect

UNIVERSITY OF ROCHESTER

Degrees Conferred

Bachelors

	1999-00	2000-01	2001-02	2002-03	2003-04	2004-05	2005-06	2006-07	2007-08	2008-09
Arts & Sciences	842	750	778	893	838	845	814	831	862	896
Engineering & Applied Sciences	106	95	135	153	144	126	117	101	128	116
The College Subtotal	948	845	913	1,046	982	971	931	932	990	1,012
University College*	-	1	-	-	-	-	-	-	-	-
Eastman School of Music	101	90	121	118	108	87	129	99	108	111
School of Nursing	65	57	60	53	84	76	86	118	134	130
University Total	1,114	993	1,094	1,217	1,174	1,134	1,146	1,149	1,232	1,253

Masters

	1999-00	2000-01	2001-02	2002-03	2003-04	2004-05	2005-06	2006-07	2007-08	2008-09
Arts & Sciences	147	126	99	103	125	134	117	125	141	125
Engineering & Applied Sciences	59	57	67	54	93	68	67	62	93	93
The College Subtotal	206	183	166	157	218	202	184	187	234	218
Simon Graduate School of Business	489	434	421	450	406	325	321	269	350	392
Warner Graduate School of Education & Human Development	55	53	61	71	64	97	86	85	83	103
Eastman School of Music	83	87	92	102	102	83	105	80	104	107
School of Medicine & Dentistry	74	84	61	97	92	108	124	122	106	99
School of Nursing	41	49	30	39	44	54	50	50	62	53
University Total	948	890	831	916	926	869	870	793	939	972

Doctorates

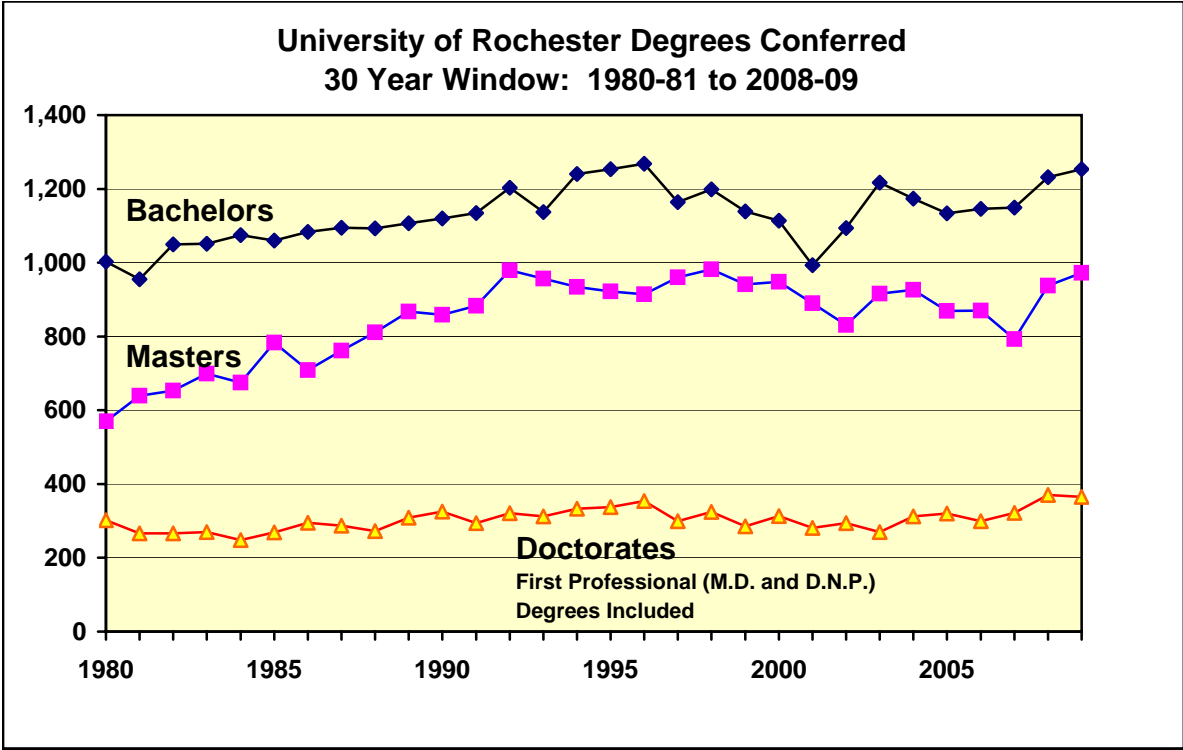
	1999-00	2000-01	2001-02	2002-03	2003-04	2004-05	2005-06	2006-07	2007-08	2008-09
Arts & Sciences	95	76	67	71	79	84	78	76	86	81
Engineering & Applied Sciences	30	30	16	24	24	33	19	41	32	33
The College Subtotal	125	106	83	95	103	117	97	117	118	114
Simon Graduate School of Business	4	3	7	4	7	4	11	8	5	5
Warner Graduate School of Education & Human Development	7	14	9	5	6	13	14	30	30	41
Eastman School of Music	36	24	44	33	30	36	34	28	41	42
School of Medicine & Dentistry	136	130	147	129	159	148	142	135	173	158
<i>Subtotal Doctorates</i>	<i>34</i>	<i>45</i>	<i>38</i>	<i>49</i>	<i>56</i>	<i>47</i>	<i>43</i>	<i>52</i>	<i>82</i>	<i>69</i>
<i>Subtotal MD's</i>	<i>102</i>	<i>85</i>	<i>109</i>	<i>80</i>	<i>103</i>	<i>101</i>	<i>99</i>	<i>83</i>	<i>91</i>	<i>89</i>
School of Nursing	5	4	4	4	7	2	1	4	3	5
University Total	313	281	294	270	312	320	299	322	370	365

All Degrees

	1999-00	2000-01	2001-02	2002-03	2003-04	2004-05	2005-06	2006-07	2007-08	2008-09
Arts & Sciences	1,084	952	944	1,067	1,042	1,063	1,009	1,032	1,089	1,102
Engineering & Applied Sciences	195	182	218	231	261	227	203	204	253	242
The College Subtotal	1,279	1,134	1,162	1,298	1,303	1,290	1,212	1,236	1,342	1,344
Simon Graduate School of Business	493	437	428	454	413	329	332	277	355	397
Warner Graduate School of Education & Human Development	62	67	70	76	70	110	100	115	113	144
University College	-	1	-	-	-	-	-	-	-	-
Eastman School of Music	220	201	257	253	240	206	268	207	253	260
School of Medicine & Dentistry	210	214	208	226	251	256	266	257	279	257
School of Nursing	111	110	94	96	135	132	137	172	199	188
University Total	2,375	2,164	2,219	2,403	2,412	2,323	2,315	2,264	2,541	2,590

*University College no longer exists. The degrees granted represent the final program completers.

Source: Student Information System UAT.PROJ09.FBK.N(DEGSMRY)



Year	Bachelors	Masters	Doctorates
1980	1,003	570	302
1981	955	639	266
1982	1,050	653	266
1983	1,051	699	270
1984	1,075	675	248
1985	1,060	783	269
1986	1,083	709	295
1987	1,095	762	287
1988	1,093	811	272
1989	1,107	867	309
1990	1,120	859	325
1991	1,135	883	294
1992	1,203	979	321
1993	1,137	957	312
1994	1,240	934	333
1995	1,253	922	337
1996	1,268	914	354
1997	1,164	960	299
1998	1,199	982	324
1999	1,139	941	285
2000	1,114	948	313
2001	993	890	281
2002	1,094	831	294
2003	1,217	916	270
2004	1,174	926	312
2005	1,134	869	320
2006	1,146	870	299
2007	1,149	793	322
2008	1,232	938	370
2009	1,253	972	365

UNIVERSITY OF ROCHESTER
Degrees Conferred - Undergraduate Majors Completed

By School, Double Majors Counted Twice*

2006-07 2007-08 2008-09

THE COLLEGE

Arts & Sciences

African & African-American Studies	6	7	1
American Sign Language	5	9	7
Anthropology	12	16	22
Art & Art History	14	16	21
Art History	6	5	10
Studio Arts	8	11	11
Biological Sciences	124	106	115
Biochemistry	28	14	25
Cell & Development	24	12	5
Ecology & Evol Biol	12	14	13
Microbiology	7	16	23
Molecular Genetics	18	27	22
Neuroscience	35	23	27
Biology	51	66	63
Brain & Cognitive Science	34	38	41
Chemistry	18	25	33
Computer Science	25	27	18
Earth & Environmental Sciences	11	15	8
Biology-Geology	1	0	0
Environmental Sciences	2	5	6
Environmental Studies	3	0	2
Geological Sciences	5	10	-
Economics	112	98	121
Economics	108	83	67
Financial Economics	4	15	54
English	64	82	72
Film and Media Studies	10	14	10
Health & Society	27	18	32
History	48	73	52
Interdepartmental	15	14	9
International Relations	-	-	1
Linguistics	9	13	8
Mathematics	65	57	60
Applied Mathematics	11	10	12
Mathematics	51	44	47
Mathematics-Statistics	3	3	1
Modern Languages & Cultures	35	46	42
Comparative Literature	2	3	3
French	9	11	12
German	3	7	4
Japanese	8	5	6
Russian	1	1	2
Spanish	12	19	15
Music	14	19	14
Philosophy	11	11	23
Physics and Astronomy	27	29	30
Physics	26	24	25
Physics and Astronomy	1	5	5
Political Science	96	99	94
Psychology	120	114	126
Religion & Classics	28	27	29
Classics	5	1	3
Religion	23	26	26
Russian Studies	0	2	4
Statistics	10	7	6
Women's Studies	3	2	3
SUBTOTAL	994	1,050	1,065

UNIVERSITY OF ROCHESTER
Degrees Conferred - Undergraduate Majors Completed

By School, Double Majors Counted Twice*

2006-07 2007-08 2008-09

THE COLLEGE

Hajim School of Engineering and Applied Sciences

Biomedical Engineering	35	38	41
Chemical Engineering	11	22	24
Electrical and Computer Engineering	14	16	13
Engineering Science	0	0	1
Geomechanics	0	0	0
Interdepartmental Engineering	0	0	0
Mechanical Engineering	25	36	22
Optics	16	16	15
SUBTOTAL	101	128	116

THE COLLEGE SUBTOTAL	1,095	1,178	1,181
-----------------------------	-------	-------	-------

Eastman School of Music

Applied Music	82	90	93
Composition	3	5	-
Jazz Studies & Contemporary Media	8	9	10
Jazz & Contemporary Media Writing	1	-	1
Music Education - General	2	2	1
Music Education - Instrumental	5	9	12
Music Education - Vocal	4	4	3
Music Theory	5	6	1
Musical Arts	-	1	2
SUBTOTAL	110	126	123

School of Nursing	118	134	130
--------------------------	-----	-----	-----

TOTAL UNIVERSITY	1,323	1,438	1,434
-------------------------	-------	-------	-------

*Totals on this table are greater than the total number of degrees conferred because double majors are reported here.
 The University awards the following Bachelor's Degrees: BA, BS, BM

Source: IR Office Report from Student Information System

University of Rochester
Degrees Conferred - Graduate Majors Completed
By School, Double Majors Counted Twice*

	2006-07		2007-08		2008-09	
	Mast.	Doc.	Mast.	Doc.	Mast.	Doc.

THE COLLEGE - Arts and Sciences

Astronomy	0	0	0	0	0	1
Biology	5	5	11	3	8	6
Brain & Cognitive Sciences	3	6	4	4	7	5
Chemistry	14	15	21	12	22	8
Computer Science	9	6	11	3	13	7
Earth & Environmental Sciences (Geological)	3	1	3	2	2	1
Economics	12	8	17	16	9	6
English	18	4	24	5	19	3
History	4	3	1	2	2	2
Interdepartmental Studies	-	-	-	-	-	-
Linguistics	2	1	-	-	-	1
Mathematics	2	4	5	5	5	4
Modern Languages & Cultures	2	-	2	-	-	-
Comparative Literature	2	-	2	-	-	-
Philosophy	8	2	3	2	4	5
Physics & Astronomy	17	10	26	22	12	17
Physics	17	10	26	20	12	15
Physics & Astronomy	-	-	-	2	-	2
Political Science	6	3	5	3	6	7
Psychology	12	6	6	8	9	5
Psychology	12	-	6	-	1	-
Clinical	-	3	-	4	4	3
Developmental	-	1	-	2	1	-
Social-Personality	-	2	-	2	3	2
Visual and Cultural Studies	8	4	2	-	7	6
SUBTOTAL	125	78	141	87	125	84

THE COLLEGE - Hajim School of Engineering and Applied Sciences

Biomedical Engineering	8	-	13	7	11	8
Chemical Engineering	8	12	6	5	15	3
Electrical & Computer Engineering	5	-	3	-	11	-
Electrical Engineering	18	14	44	9	29	10
Materials Science	9	2	5	2	3	-
Mechanical Engineering	6	2	10	4	12	3
Optics	8	10	12	5	12	9
SUBTOTAL	62	40	93	32	93	33

THE COLLEGE TOTAL

187	118	234	119	218	117
------------	------------	------------	------------	------------	------------

Simon Graduate School of Business Administration

Master of Science	65	-	85	-	109	-
Business Administration	168	8	213	5	214	5
Business Admin. - Executive Development	36	-	27	-	36	-
Business Admin. - Bern, Switzerland	27	-	25	-	33	-
SUBTOTAL	296	8	350	5	392	5

University of Rochester
Degrees Conferred - Graduate Majors Completed
By School, Double Majors Counted Twice*

	2006-07		2007-08		2008-09	
	Mast.	Doc.	Mast.	Doc.	Mast.	Doc.
Warner Graduate School of Education and Human Development						
Counseling and Human Dev MS/EDD	0	0	0	0	0	1
Curriculum Secondary Soc Studies	-	-	-	-	-	-
EDD - Administration (GEN)	-	6	-	12	-	5
EDD - Administration (SAS)	-	1	-	-	-	-
EDD - Counseling	-	-	-	4	-	-
EDD - ED Administration (K-12) Accel	-	13	-	-	-	9
EDD - ED Administration w/Higher Ed Accel	-	1	-	1	-	3
EDD - Higher Ed	-	1	-	4	-	6
EDD - Human Development in Ed Contexts	-	-	-	1	-	2
EDD - Schl Dist Leadership	-	-	-	1	-	-
EDD - Teaching & Curriculum	-	1	-	-	-	-
EDD - Teaching & Curriculum Accel	-	-	-	-	-	5
MAT - English (7-12)	-	-	2	-	1	-
MAT - German (7-12)	-	-	-	-	-	-
MAT - Math (7-12)	1	-	-	-	-	-
MAT - Math Prof.	1	-	-	-	-	-
MAT - Social St (7-12)	4	-	1	-	7	-
MS - Administration (CATH)	-	-	-	-	-	-
MS - Administration (GEN)	1	-	2	-	2	-
MS - Administration (SAS)	1	-	-	-	-	-
MS - Biology (5-12)	-	-	-	-	-	-
MS - Biology (7-12)	2	-	-	-	3	-
MS - Community Counseling	3	-	1	-	1	-
MS - Comm. Mental Health Counseling	-	-	3	-	14	-
MS - Dis. Math (7-12) 2nd Cert.	-	-	-	-	1	-
MS - Dis. Early Childhood B2 2nd Cert.	-	-	-	-	1	-
MS - Earth Sc (7-12)	1	-	2	-	-	-
MS - Elementary (1-6)	2	-	4	-	1	-
MS - English (5-12)	1	-	1	-	-	-
MS - English (7-12)	6	-	5	-	1	-
MS - French (7-12)	-	-	1	-	-	-
MS - German (7-12)	-	-	-	-	1	-
MS - Higher Ed	4	-	9	-	14	-
MS - Higher Ed - Student Affairs	-	-	4	-	4	-
MS - Human Dev	7	-	6	-	3	-
MS - Human Dev - Early Childhood	2	-	-	-	2	-
MS - Human Dev - Gerontology	-	-	-	-	1	-
MS - Latin (7-12)	-	-	-	-	1	-
MS - Math (7-12)	2	-	3	-	2	-
MS - Math/Inclusion (5-12)	-	-	1	-	-	-
MS - Physics (7-12)	1	-	1	-	-	-
MS - School Counseling	12	-	6	-	12	-
MS - School Counseling (3+2)	-	-	1	-	-	-
MS - School Counseling (COMM)	4	-	2	-	4	-
MS - Social St (5-12)	1	-	-	-	-	-
MS - Social Studies (7-12)	4	-	9	-	-	-
MS - Spanish (5-9)	1	-	-	-	-	-
MS - Spanish (5-12)	-	-	-	-	-	-
MS - Spanish (7-12)	1	-	1	-	-	-
MS - Teaching & Curriculum	7	-	5	-	8	-
MS - TESOL	4	-	1	-	2	-
MS - TESOL/T	-	-	-	-	2	-
MS in Adol Ed: Chemistry	1	-	-	-	-	-
MS in Adol Ed: Spanish	-	-	-	-	-	-
MS in Ed Admin/HED/Stu Affairs	1	-	-	-	-	-
MS in Spanish 7-12	-	-	-	-	-	-
MS -Social St/Inclusion (5-12)	-	-	-	-	-	-
MS Tchng & Curr/Spec TESOL	-	-	-	-	-	-
MS-D/Elementary 1-6T	1	-	-	-	-	-
MS-D/Social St 7-12T	-	-	-	-	-	-
MS-Early Childhood (B-2)	1	-	-	-	2	-
MS-Early Childhood/I B-2	-	-	1	-	-	-
MS-Earth Sc/Inclusion (7-12)	-	-	-	-	-	-
MS-Elementary Inclusion Prof.	-	-	-	-	-	-

University of Rochester
Degrees Conferred - Graduate Majors Completed
By School, Double Majors Counted Twice*

	2006-07		2007-08		2008-09	
	Mast.	Doc.	Mast.	Doc.	Mast.	Doc.
MS-Elementary Prof.	1	-	1	-	1	-
MS-Elementary/Inclusion (1-6)	1	-	5	-	1	-
MS-English Prof.	-	-	-	-	1	-
MS - German Prof.	0	0	0	0	1	0
MS-Literacy B-6	3	-	1	-	3	-
MS - Literacy 5 - 12	1	-	1	-	-	-
MS-Math Prof.	1	-	-	-	3	-
MS-Math/Inclusion (7-12)	-	-	-	-	-	-
MS-Physics Prof.	-	-	-	-	-	-
MS - School Bldg Leadership	1	-	1	-	-	-
MS-Social St. Prof.	-	-	1	-	2	-
MS-Spanish Prof.	-	-	1	-	1	-
PHD - Counseling	-	4	-	2	-	2
PHD - Higher Education	-	-	-	-	-	1
PHD in Ed-W/Conc in Hum Dev	-	-	-	1	-	-
PHD - Teaching, Curriculum & Change	-	1	-	1	-	5
PHD -Teaching & Curriculum	-	1	-	2	-	2
PHD - Thought & Policy	-	1	-	1	-	-
SUBTOTAL	85	30	83	30	103	41

University of Rochester
Degrees Conferred - Graduate Majors Completed
By School, Double Majors Counted Twice*

	2006-07		2007-08		2008-09	
	Mast.	Doc.	Mast.	Doc.	Mast.	Doc.
Eastman School of Music						
Composition	1	1	4	3	6	2
Conducting	4	1	3	-	2	3
Early Music History	-	-	-	-	-	1
Ethnomusicology	-	-	2	-	-	-
Jazz Studies & Contemp Media	1	1	5	4	6	2
Jazz Studies & Contemp Media-Writing	-	-	1	-	-	-
Music Education	17	2	10	2	17	1
Music Theory	1	3	2	2	3	2
Musicology	2	2	2	-	3	3
Opera	1	-	1	-	2	-
Performance & Literature	50	17	70	29	59	26
Piano Accompanying & Chamber Music	2	2	2	1	6	2
Theory Pedagogy	2	-	4	-	6	-
SUBTOTAL	81	29	106	41	110	42

School of Medicine and Dentistry

Anatomy	1	2	3	-	-	-
Biochemistry	13	7	15	12	4	12
Biophysics	4	5	4	2	4	5
Clinical Investigation	-	-	-	-	2	-
Dental Science	-	-	-	-	-	-
Epidemiology	-	1	-	4	-	2
Genetics	10	4	6	9	7	3
Health Services Research	-	2	-	2	-	2
Marriage & Family Therapy	10	-	11	-	12	-
Medical Statistics	2	-	3	-	1	-
Microbiology & Immunology	19	8	20	19	15	12
Neurobiology and Anatomy	2	-	-	-	1	-
Neuroscience	11	5	5	7	2	8
Pathology	11	6	4	9	14	7
Pharmacology	3	4	12	8	3	9
Physiology	-	1	-	-	2	-
Public Health	10	-	9	-	8	-
Public Health - Clinical Investigation	19	-	9	-	13	-
Statistics	3	2	4	2	2	3
Toxicology	4	5	1	8	9	6
SUBTOTAL without MDs	122	52	106	82	99	69
MD's (First Professional)	-	83	-	91	-	89
SUBTOTAL with MDs	122	135	106	173	99	158

School of Nursing

Acute Care Cardiovascular	1	-	2	-	3	-
Acute Critical Care Nurse Practitioner	-	-	7	-	3	-
Adult Nurse Practitioner	10	-	7	-	6	-
Care of Children & Families	7	-	10	-	6	1
Child & Adol Psy Mental Health	-	-	3	-	1	-
Clinical Nurse Leader	-	-	1	-	5	-
Family Nurse Practitioner	9	-	10	-	11	-
Gerontological Nurse Practitioner	1	-	-	3	-	4
Health Practice Research	-	4	-	-	-	-
Leadership in Health Care Sys	18	-	20	-	13	-
Disaster Response & Emer Prepar	6	-	4	-	3	-
Health Promo, Edu & Tech	12	-	16	-	10	-
Neonatal Nurse Practitioner	-	-	-	-	-	-
Nursing	-	-	-	-	-	-
Ped Nur Prac/Psych Mental Health	-	-	-	-	-	-
Psych Mental Health Nursing	4	-	2	-	5	-
SUBTOTAL	50	4	62	3	53	5

	2006-07		2007-08		2008-09	
	Mast.	Doc.	Mast.	Doc.	Mast.	Doc.
TOTAL UNIVERSITY	821	324	941	371	975	368

*Totals on this table are greater than the total number of degrees conferred because double majors are reported here.

The University awards the following Master's and Doctorate degrees:

MA, MS, MM, MPH, MBA, MAT, PhD, EdD, DMA, DNP

Source: IR Office Report from Student Information System

UNIVERSITY OF ROCHESTER

Enrollment - Total (Full-time and Part-time Students) Fall Semester

Undergraduate

	1999-00	2000-01	2001-02	2002-03	2003-04	2004-05	2005-06	2006-07	2007-08	2008-09
Arts & Sciences*	3,527	3,540	3,690	3,702	3,625	3,629	3,699	3,843	4,030	4,235
Engineering & Applied Sciences**	208	222	280	269	237	217	195	214	247	250
The College Subtotal	3,735	3,762	3,970	3,971	3,862	3,846	3,894	4,057	4,277	4,485
Eastman School of Music	485	481	475	482	480	480	501	482	504	511
School of Nursing	145	143	122	104	119	122	137	193	183	182
Subtotal	4,365	4,386	4,567	4,557	4,461	4,448	4,532	4,732	4,964	5,178
Non-matriculated	135	138	149	173	149	113	194	205	178	196
Total	4,500	4,524	4,716	4,730	4,610	4,561	4,726	4,937	5,142	5,374

Graduate and Professional Students

	1999-00	2000-01	2001-02	2002-03	2003-04	2004-05	2005-06	2006-07	2007-08	2008-09
Arts & Sciences	632	600	638	627	671	650	663	656	670	675
Engineering & Applied Sciences	238	225	220	271	308	298	322	374	388	407
The College Subtotal	870	825	858	898	979	948	985	1,030	1,058	1,082
Simon Graduate School of Business	780	727	744	804	732	572	513	577	678	761
Warner Graduate School of Education & Human Development	226	259	274	293	310	333	411	437	495	572
Eastman School of Music	315	331	334	359	392	387	407	398	423	410
School of Medicine & Dentistry, M.D.	412	412	418	417	439	424	414	410	415	427
School of Medicine & Dentistry, M.S. & Ph.D.	371	380	433	451	484	517	554	573	568	558
School of Nursing	158	157	140	149	129	156	164	170	179	198
Subtotal	3,132	3,091	3,201	3,371	3,465	3,337	3,448	3,595	3,816	4,008
Non-matriculated (Includes Eastman Dental Center)	515	582	573	524	534	555	556	495	462	476
Total	3,647	3,673	3,774	3,895	3,999	3,892	4,004	4,090	4,278	4,484

All

	1999-00	2000-01	2001-02	2002-03	2003-04	2004-05	2005-06	2006-07	2007-08	2008-09
Arts & Sciences	4,159	4,140	4,328	4,329	4,296	4,279	4,362	4,499	4,700	4,910
Engineering & Applied Sciences	446	447	500	540	545	515	517	588	635	657
The College Subtotal	4,605	4,587	4,828	4,869	4,841	4,794	4,879	5,087	5,335	5,567
Simon Graduate School of Business	780	727	744	804	732	572	513	577	678	761
Warner Graduate School of Education & Human Development	226	259	274	293	310	333	411	437	495	572
Eastman School of Music	800	812	809	841	872	867	908	880	927	921
School of Medicine & Dentistry, M.D.	412	412	418	417	439	424	414	410	415	427
School of Medicine & Dentistry, M.S. & Ph.D.	371	380	433	451	484	517	554	573	568	558
School of Nursing	303	300	262	253	248	278	301	363	362	380
University, Subtotal	7,497	7,477	7,768	7,928	7,926	7,785	7,980	8,327	8,780	9,186
Non-matriculated (Includes Eastman Dental Center)	650	720	722	697	683	668	750	700	640	672
University Total	8,147	8,197	8,490	8,625	8,609	8,453	8,730	9,027	9,420	9,858

*Older dates may include a small number of students enrolled in University College (a unit which has been phased out).

**This table shows only Junior and Senior Engineering majors in Engineering & Applied Sciences.

Reporting in some past years also included Freshman and Sophomore intended Engineering majors.

Source: UR-10 Reports

UNIVERSITY OF ROCHESTER

Enrollment - By School, Showing Full-time, Part-time Status

UNDERGRADUATES	Fall 2006			Fall 2007			Fall 2008		
	FT	PT	Total	FT	PT	Total	FT	PT	Total
Arts & Sciences	3,814	29	3,843	3,995	35	4,030	4,199	36	4,235
Engineering & Applied Sciences	213	1	214	241	6	247	247	3	250
SUBTOTAL COLLEGE	4,027	30	4,057	4,236	41	4,277	4,446	39	4,485
Eastman School of Music	479	3	482	497	7	504	507	4	511
Nursing	93	100	193	102	81	183	105	77	182
SUBTOTAL	4,599	133	4,732	4,835	129	4,964	5,058	120	5,178
Non-matriculated	9	196	205	4	174	178	8	188	196
TOTAL UNIVERSITY	4,608	329	4,937	4,839	303	5,142	5,066	308	5,374

UNDERGRADUATES	Spring 2007			Spring 2008			Spring 2009		
	FT	PT	Total	FT	PT	Total	FT	PT	Total
Arts & Sciences	3,756	30	3,786	3,906	33	3,939	4,109	42	4,151
Engineering & Applied Sciences	222	4	226	247	7	254	265	5	270
SUBTOTAL COLLEGE	3,978	34	4,012	4,153	40	4,193	4,374	47	4,421
Eastman School of Music	466	2	468	472	3	475	479	2	481
Nursing	92	98	190	91	85	176	101	72	173
SUBTOTAL	4,536	134	4,670	4,716	128	4,844	4,954	121	5,075
Non-matriculated	3	204	207	-	170	170	2	174	176
TOTAL UNIVERSITY	4,539	338	4,877	4,716	298	5,014	4,956	295	5,251

UNIVERSITY OF ROCHESTER

Enrollment - By School, Showing Full-time, Part-time Status

GRADUATE STUDENTS	Fall 2006			Fall 2007			Fall 2008		
	FT	PT	Total	FT	PT	Total	FT	PT	Total
Arts & Sciences	651	5	656	662	8	670	666	9	675
Engineering & Applied Sciences	350	24	374	360	28	388	381	26	407
SUBTOTAL COLLEGE	1,001	29	1,030	1,022	36	1,058	1,047	35	1,082
Simon School	391	186	577	452	226	678	522	239	761
Warner School	123	314	437	137	358	495	168	404	572
Eastman School of Music	350	48	398	363	60	423	364	46	410
Medicine & Dentistry (MD)	410	-	410	415	-	415	427	-	427
Medicine & Dentistry (Other)	490	83	573	484	84	568	493	65	558
Nursing	42	128	170	45	134	179	54	144	198
SUBTOTAL	2,807	788	3,595	2,918	898	3,816	3,075	933	4,008
Non-matriculated (includes Eastman Dental Center)	93	402	495	72	390	462	93	383	476
TOTAL UNIVERSITY	2,900	1,190	4,090	2,990	1,288	4,278	3,168	1,316	4,484

GRADUATE STUDENTS	Spring 2007			Spring 2008			Spring 2009		
	FT	PT	Total	FT	PT	Total	FT	PT	Total
Arts & Sciences	633	8	641	631	9	640	644	6	650
Engineering & Applied Sciences	325	25	350	323	22	345	359	24	383
SUBTOTAL COLLEGE	958	33	991	954	31	985	1,003	30	1,033
Simon School - Winter Quarter	433	184	617	536	207	743	599	226	825
Warner School	127	312	439	150	350	500	181	380	561
Eastman School of Music	335	52	387	350	53	403	343	43	386
Medicine & Dentistry (MD)	407	-	407	408	-	408	427	-	427
Medicine & Dentistry (Other)	452	77	529	462	76	538	460	69	529
Nursing	46	166	212	55	142	197	47	157	204
SUBTOTAL	2,758	824	3,582	2,915	859	3,774	3,060	905	3,965
Non-matriculated (includes Eastman Dental Center)	99	351	450	27	386	413	78	343	421
TOTAL UNIVERSITY	2,857	1,175	4,032	2,942	1,245	4,187	3,138	1,248	4,386

GRADUATE STUDENTS	Simon Spring Qtr 2007			Simon Spring Qtr 2008			Simon Spring Qtr 2009		
	FT	PT	Total	FT	PT	Total	FT	PT	Total
Simon School - Spring Quarter	446	180	626	509	211	720	-	-	-
Non-matriculated - Simon Spring Quarter	-	97	97	-	103	103	-	-	-
TOTAL UNIVERSITY	446	277	723	509	314	823	-	-	-

UNIVERSITY OF ROCHESTER

Enrollment - By School, Showing Full-time, Part-time Status

ALL STUDENTS	Fall 2006			Fall 2007			Fall 2008		
	FT	PT	Total	FT	PT	Total	FT	PT	Total
Arts & Sciences	4,465	34	4,499	4,657	43	4,700	4,865	45	4,910
Engineering & Applied Sciences	563	25	588	601	34	635	628	29	657
SUBTOTAL COLLEGE	5,028	59	5,087	5,258	77	5,335	5,493	74	5,567
Simon School	391	186	577	452	226	678	522	239	761
Warner School	123	314	437	137	358	495	168	404	572
Eastman School of Music	829	51	880	860	67	927	871	50	921
Medicine & Dentistry (MD)	410	-	410	415	-	415	427	-	427
Medicine & Dentistry (Other)	490	83	573	484	84	568	493	65	558
Nursing	135	228	363	147	215	362	159	221	380
SUBTOTAL	7,406	921	8,327	7,753	1,027	8,780	8,133	1,053	9,186
Non-matriculated	102	598	700	76	564	640	101	571	672
TOTAL UNIVERSITY	7,508	1,519	9,027	7,829	1,591	9,420	8,234	1,624	9,858

ALL STUDENTS	Spring 2007			Spring 2008			Spring 2009		
	FT	PT	Total	FT	PT	Total	FT	PT	Total
Arts & Sciences	4,389	38	4,427	4,537	42	4,579	4,753	48	4,801
Engineering & Applied Sciences	547	29	576	570	29	599	624	29	653
SUBTOTAL COLLEGE	4,936	67	5,003	5,107	71	5,178	5,377	77	5,454
Simon School	433	184	617	536	207	743	599	226	825
Warner School	127	312	439	150	350	500	181	380	561
Eastman School of Music	801	54	855	822	56	878	822	45	867
Medicine & Dentistry (MD)	407	-	407	408	-	408	427	-	427
Medicine & Dentistry (Other)	452	77	529	462	76	538	460	69	529
Nursing	138	264	402	146	227	373	148	229	377
SUBTOTAL	7,294	958	8,252	7,631	987	8,618	8,014	1,026	9,040
Non-matriculated	102	555	657	27	556	583	80	517	597
TOTAL UNIVERSITY	7,396	1,513	8,909	7,658	1,543	9,201	8,094	1,543	9,637

ALL SIMON SPRING	Simon Spring Qtr 2007			Simon Spring Qtr 2008			Simon Spring Qtr 2009		
	FT	PT	Total	FT	PT	Total	FT	PT	Total
Simon School - Spring Quarter	446	180	626	509	211	720	-	-	-
Non-matriculated - Simon Spring Quarter	-	97	97	-	103	103	-	-	-
TOTAL UNIVERSITY	446	277	723	509	314	823	-	-	-

Sources:

UR-10 Parts IA and IIA: 10/13/06, 10/12/07, and 10/10/08 for Fall;

UR-20 Parts IA and IIA: 2/23/07, 2/22/08, and 2/13/09 for Spring;

UR-20 for MD's;

UR-23B Parts IV and V: 10/24/06, 5/1/07, and 6/11/08 for Simon Spring Quarters.

Notes:

Simon School Fall Quarter is not as far into its quarter session as other schools are into the semester calendar. Therefore, numbers are not necessarily representative of the outcome of Simon Fall quarterly activity.

Totals include students in Take 5 Program.

UNIVERSITY OF ROCHESTER
SUMMER SESSION CREDIT HOURS, COURSE ENROLLMENTS, STUDENTS

SUMMER ENROLLMENTS: Matriculated Students

By School Offering the Course

	CREDIT HOURS						COURSE ENROLLMENTS						NUMBER OF STUDENTS					
	2006		2007		2008		2006		2007		2008		2006		2007		2008	
	Total	Total	Total	Total	Total	Total	Total	Total	Total	Total	Total	Total	Total	Total	Total	Total	Total	
UNDERGRADUATES																		
Arts & Sciences	2,539		2707		2811		652		729		734		430		468		490	
Engineering	-		-		13		-		-		5		5		9		11	
Simon School	31		41		2		11		10		3		-		-		-	
Warner School	-		-		-		-		-		-		-		-		-	
Eastman	9		12		3		9		13		13		15		16		17	
Medicine & Dentistry	-		-		-		-		-		-		-		-		-	
Nursing	600		414		350		161		121		99		168		152		159	
TOTAL	3,179		3,174		- 3,179		833		873		854		562		645		677	
GRADUATES																		
Arts & Sciences	550	9	540	8	635	107	80	3	90	6	98	52	71	1	86	0	93	1
Engineering	130	10	193	30	183	8	34	2	54	8	56	2	33	2	52	8	56	2
Simon School	1,321	517	1411	602	2055	934	488	178	543	212	771	369	170	106	208	129	285	131
Warner School	593	1,059	588	1247	831	1679	202	382	200	481	286	630	88	202	91	245	116	269
Eastman	105	229	125	199	127	293	51	108	53	133	56	339	18	66	22	69	23	73
Medicine & Dentistry	107	102	112	119	498	203	447	51	469	42	478	93	423	34	441	28	413	35
Nursing	27	435	18	435	76	479	10	138	6	139	24	176	8	88	3	97	15	70
TOTAL	2,833	2,361	2,987	2,640	4,405	3,703	1,312	862	1,415	1,021	1,769	1,661	811	499	903	576	1001	581

SUMMER ENROLLMENTS: Non-Matriculated Students

By School Offering the Course

	CREDIT HOURS						COURSE ENROLLMENTS						NUMBER OF STUDENTS		
	2006		2007		2008		2006		2007		2008		2006	2007	2008
	Total	Total	Total	Total	Total	Total	Total	Total	Total	Total	Total	Total	Total	Total	
UNDERGRADUATES															
Arts & Sciences	482		435		363		148		127		107				
Engineering	-		-		-		-		-		-				
Simon School	6		12		-		2		3		-				
Warner School	-		-		-		-		-		-				
Eastman	4		3		11		79		108		146				
Medicine & Dentistry	-		-		8		-		-		2				
Nursing	408		430		445		124		133		137				
TOTAL	900		880		827		353		371		392		245	257	258
GRADUATES															
Arts & Sciences	-	121	-	116	-	100	-	50	1	44	-	50			
Engineering	-	-	-	-	-	4	-	-	-	0	-	1			
Simon School	-	329	-	345	-	351	-	162	-	169	-	167			
Warner School	-	146	-	271	-	204	-	51	-	80	-	68			
Eastman	-	66	-	55	-	56	-	245	-	243	-	209			
Medicine & Dentistry	-	56	24	57	384	92	-	31	2	39	36	49			
Eastman Dental Center	-	-	-	-	-	-	-	-	-	-	-	-			
Nursing	-	123	-	103	-	156	-	44	-	43	-	71			
TOTAL	-	841	24	947	384	963	-	583	3	618	36	615	391	408	438

Notes:
Does not include X-time students.

Source: UR-30 Parts 1A & 2A: 09/08/06, 9/7/07, and 9/12/08
UR-36A Parts II, IV & V: 09/08/06, 9/7/07, 9/12/08

UNIVERSITY OF ROCHESTER
Enrolled Students: Declared Ethnic Origin*

FALL 2008	TOTAL		Non-resident alien		Black, non-Hispanic		American Indian/Alaska Native		Asian/Pacific Islander		Hispanic		White, non-Hispanic		Unknown	
	M	W	M	W	M	W	M	W	M	W	M	W	M	W	M	W
	Undergraduates-Full Time															
First-time Freshmen - College	570	588	44	47	27	26	2	4	63	63	14	23	306	298	114	127
First-time Freshmen - Eastman	70	54	7	11	2	1	-	-	2	6	3	-	46	30	10	6
All other Freshmen	21	17	3	3	2	1	-	-	2	-	3	-	5	7	6	6
Sophomores	612	629	50	53	26	32	-	1	56	70	27	25	318	332	135	116
Juniors	678	590	33	38	20	29	-	2	76	54	16	27	377	317	156	123
Seniors	564	654	35	32	20	31	1	3	50	71	17	30	371	410	70	77
Kauffman Students	8	3	1	-	-	1	-	-	1	-	-	-	4	2	2	-
Unclassified	4	4	4	4	-	-	-	-	-	-	-	-	-	-	-	-
SUBTOTAL	2,527	2,539	177	188	97	121	3	10	250	264	80	105	1,427	1,396	493	455
Undergraduates-Part Time																
Juniors	17	80	-	-	-	7	-	1	-	2	1	2	15	61	1	7
Seniors	12	11	1	1	-	-	-	-	1	1	-	-	9	7	1	2
Unclassified	32	137	-	1	6	13	-	1	-	5	1	9	18	92	7	16
Kauffman Students	-	-	-	-	-	-	-	-	-	-	-	-	-	-	-	-
SUBTOTAL	61	228	1	2	6	20	-	2	1	8	2	11	42	160	9	25
TOTAL Undergraduates	2,588	2,767	178	190	103	141	3	12	251	272	82	116	1,469	1,556	502	480
First Professional																
First-time	212	215	1	-	14	26	-	1	37	46	7	4	137	116	16	22
All others	-	-	-	-	-	-	-	-	-	-	-	-	-	-	-	-
TOTAL First Professional	212	215	1	-	14	26	-	1	37	46	7	4	137	116	16	22
Graduate Students-Full Time																
First-time Ph.D.	173	131	77	52	-	4	-	-	4	5	3	3	80	64	9	3
All others Masters/Doctoral	1,273	1,021	543	392	23	27	2	1	50	64	17	32	547	438	91	67
Unclassified	19	21	1	5	1	-	-	-	-	1	-	-	3	2	14	13
SUBTOTAL	1,465	1,173	621	449	24	31	2	1	54	70	20	35	630	504	114	83
Graduate Students-Part Time																
First-time Ph.D.	-	6	-	-	-	2	-	-	-	-	-	-	-	4	-	-
All others Masters/Doctoral	352	573	23	7	15	37	2	3	8	23	8	16	251	447	45	40
Unclassified	137	224	18	17	-	14	-	-	5	9	3	6	78	137	33	41
SUBTOTAL	489	803	41	24	15	53	2	3	13	32	11	22	329	588	78	81
TOTAL Graduates	1,954	1,976	662	473	39	84	4	4	67	102	31	57	959	1,092	192	164
Total University	4,754	4,958	841	663	156	251	7	17	355	420	120	177	2,565	2,764	710	666

* This report indicates the ethnic origin of students, as reported by the students. Definitions are below.

Numbers 1-5 apply to all except those who are Nonresident aliens.

1. Asian/Pacific Islander: A person having origins in any of the original peoples of the Far East, Southeast Asia, the Indian Subcontinent, or Pacific Islands
2. Black, non-Hispanic: A person having origins in any of the black racial groups of Africa (except those of Hispanic origin)
3. White, non-Hispanic: A person having origins in any of the original peoples of Europe, North Africa, or the Middle East (except those of Hispanic origin)
4. Hispanic: A person of Mexican, Puerto Rican, Cuban, Central or South American, or other Spanish culture or origin, regardless of race
5. American Indian/Alaska Native: A person having origins in any of the original peoples of North America and who maintains cultural identification through tribal affiliation or community recognition
6. Nonresident alien: A person who is not a citizen or national of the United States and who is in this country on a visa or temporary basis and does not have the right to remain indefinitely
7. Race/Ethnicity Unknown: Used only if the student did not select a racial-ethnic designation and the institution finds it impossible to place the student in one of the aforementioned racial/ethnic categories

Source: IPEDS-EF1 Report (EF1PRE). Totals may differ from internal University Student Information System reports. Simon Bern Executive students are excluded.

UNIVERSITY OF ROCHESTER

Geographic Distribution of Full-time Students

FALL 2008 (as of October 10, 2008)

		ALL		Arts & Sciences		Engineering		Simon School	Warner School	Eastman		SMD	Nursing		Eastman Dental*
		UGs	Grads	UGs	Grads	UGs	Grads	Grads	Grads	UGs	Grads	Grads	UGs	Grads	Grads
Middle Atlantic Region	District of Columbia	9	3	8	-	-	1	-	-	1	-	2	-	-	-
	Delaware	7	1	7	-	-	1	-	-	-	-	-	-	-	-
	Maryland	139	23	110	8	7	2	1	3	21	4	5	1	-	-
	New Jersey	234	36	210	10	11	5	2	3	12	7	7	1	1	1
	New York	2,234	774	1,964	129	109	61	185	123	97	50	175	64	45	6
	NY % of Total	44%	29%												
	Pennsylvania	285	85	235	35	20	11	2	2	28	15	19	2	1	-
	West Virginia	-	2	-	1	-	-	-	-	-	1	-	-	-	-
New England Region	Connecticut	113	33	93	13	5	5	1	1	14	5	8	1	-	-
	Massachusetts	300	43	265	19	21	7	1	1	12	9	6	2	-	-
	Maine	29	8	24	3	1	1	-	-	2	1	3	2	-	-
	New Hampshire	48	10	46	3	1	-	-	2	1	3	2	-	-	-
	Rhode Island	24	4	20	2	4	1	-	-	-	1	-	-	-	-
	Vermont	33	7	27	4	4	1	-	-	2	-	1	-	-	1
Great Lakes Region	Illinois	92	26	62	9	5	2	2	1	25	9	3	-	-	-
	Indiana	10	5	6	4	1	1	-	-	2	-	-	1	-	-
	Michigan	37	19	27	5	-	3	-	1	10	7	3	-	-	-
	Ohio	124	45	100	13	5	5	4	-	18	15	8	1	-	-
	Wisconsin	28	14	18	5	-	3	-	-	9	2	4	1	-	-
South-eastern Region	Alabama	7	4	7	1	-	-	-	-	-	-	3	-	-	-
	Arkansas	1	2	1	1	-	1	-	-	-	-	-	-	-	-
	Florida	71	16	51	6	3	1	-	-	16	5	2	1	1	1
	Georgia	22		14	5	1	-	1	1	7	5	2	-	-	-
	Kentucky	11		10	4	-	-	-	1	1	2	-	-	-	-
	Louisiana	5	5	1	3	2	1	-	1	1	-	-	1	-	-
	Mississippi	4	1	4	1	-	-	-	-	-	-	-	-	-	-
	North Carolina	28	12	21	7	-	-	1	1	5	3	-	2	-	-
	South Carolina	14	5	8	3	-	-	-	-	6	2	-	-	-	-
	Tennessee	23	6	18	3	1	-	-	-	4	3	-	-	-	-
	Virginia	56	22	38	8	5	2	1	-	13	8	3	-	-	-
Central Region	Iowa	7	7	4	3	-	1	-	-	3	1	2	-	-	-
	Kansas	13	9	11	2	-	-	-	-	2	3	4	-	-	-
	Minnesota	25	13	12	5	1	-	-	-	10	6	2	2	-	-
	Missouri	21	11	17	5	1	3	-	-	3	-	3	-	-	-
	North Dakota	4	1	3	-	-	-	-	-	-	1	-	1	-	-
	Nebraska	4	5	4	2	-	2	-	-	-	1	-	-	-	-
	South Dakota	1	-	1	-	-	-	-	-	-	-	-	-	-	-
South-western Region	Arizona	15	8	13	3	-	-	-	-	2	3	2	-	-	-
	New Mexico	6	7	6	3	-	-	-	-	-	1	3	-	-	-
	Oklahoma	12	5	9	2	-	-	-	-	3	3	-	-	-	-
	Texas	90	35	59	16	4	2	2	-	27	11	4	-	-	-
Mountain Region	Colorado	35	19	20	6	1	3	-	1	14	6	3	-	-	-
	Idaho	6	3	3	1	-	1	-	-	3	-	-	-	-	1
	Montana	8	5	5	2	1	-	1	-	2	2	-	-	-	-
	Nevada	8	1	3	-	2	-	-	-	3	-	1	-	-	-
	Utah	2	10	1	3	-	3	1	-	-	1	2	1	-	-
	Wyoming	1	1	1	1	-	-	-	-	-	-	-	-	-	-
Pacific Region	Alaska	10	4	6	1	2	1	-	-	2	2	-	-	-	-
	California	162	70	112	28	7	5	5	3	32	16	13	11	-	-
	Hawaii	16	3	13	1	-	-	1	-	2	1	-	1	-	-
	Oregon	34	15	28	9	1	2	-	-	3	4	-	2	-	-
	Washington	39	17	25	4	-	2	1	-	11	6	4	3	-	-
Other	Guam	-	-	-	-	-	-	-	-	-	-	-	-	-	-
	Puerto Rico	6	10	6	1	-	-	-	2	-	-	7	-	-	-
	Virgin Islands	2	-	2	-	-	-	-	-	-	-	-	-	-	-
	AE**	3	-	3	-	-	-	-	-	-	-	-	-	-	-
	AP	1	-	1	-	-	-	-	-	-	-	-	-	-	-
	Foreign	507	1,192	405	263	21	238	310	19	77	136	180	4	6	40
	Unknown	1	20	-	-	-	1	-	-	2	1	3	6	-	8
	Military Base	31	3	31	-	-	2	-	-	-	-	1	-	-	-
TOTAL	5,058	2,706	4,199	666	247	381	522	168	507	364	493	105	54	58	

*Eastman Dental Center are non-matriculated. Other non-matriculated students are not reported on this table.

**Military: US Armed Forces Overseas.

Source: UR-13 Reports

UNIVERSITY OF ROCHESTER

UNDERGRADUATE ENROLLMENT BY MAJOR - OFFICIAL & UNOFFICIAL

By School, All Students, Fall Semester

	2006-07		2007-08		2008-09	
	Unofficial	Official	Unofficial	Official	Unofficial	Official
THE COLLEGE						
Arts & Sciences						
African & African-American Studies	2	9	4	8	5	4
American Sign Language	10	14	5	17	4	19
Anthropology	18	29	17	38	21	41
Art & Art History	20	28	19	36	19	40
Art History	13	8	12	12	12	14
Studio Arts	7	20	7	24	7	26
Biological Sciences	154	239	227	225	221	266
Biochemistry	50	45	81	41	99	51
Cell & Development	14	34	19	14	22	13
Ecology & Evol Biol	11	27	14	32	6	30
Microbiology	11	27	16	39	13	51
Molecular Genetics	28	46	40	49	33	61
Neuroscience	40	60	57	50	48	60
Biology	297	101	312	110	354	110
Brain & Cognitive Sciences	24	70	32	72	65	73
Chemistry	59	38	75	62	87	65
Clinical & Social Psychology	137	218	132	224	125	244
Cognitive Science	1	-	-	-	-	-
Computer Science	42	50	53	44	48	42
Earth & Environmental Sciences	19	22	26	25	27	24
Biology-Geology	1	-	-	-	-	-
Environmental Sciences	10	6	14	10	17	11
Environmental Studies	7	4	7	4	6	5
Geological Sciences	1	12	5	11	4	8
Economics	146	159	154	116	199	104
Financial Economics	-	-	19	42	45	105
English	79	139	78	146	88	137
Film and Media Studies	18	21	18	23	15	24
Health & Society	17	41	19	54	29	74
History	66	101	68	113	76	96
Interdepartmental	5	17	8	13	5	16
Linguistics	14	21	24	20	16	22
Mathematics	64	93	82	99	73	120
Applied Mathematics	6	17	13	17	7	21
Computer Science:Mathematics	2	-	1	-	-	-
Mathematics	53	71	62	77	56	93
Mathematics-Statistics	3	5	6	5	10	6
Modern Languages & Cultures	38	72	47	86	41	95
Comparative Literature	1	4	1	1	-	4
French	13	23	17	21	12	17
German	2	10	3	15	3	10
Japanese	8	10	13	11	13	23
Russian	1	3	1	7	2	9
Spanish	13	22	12	31	11	32
Music	32	25	38	28	39	31
Philosophy	14	20	23	27	17	35
Physics and Astronomy	62	74	68	68	72	62
Physics	36	61	45	54	46	51
Physics and Astronomy	26	13	23	14	26	11
Political Science	108	171	128	174	148	178
Religion & Classics	10	54	14	47	11	72
Classics	4	6	6	4	5	8
Religious Studies	6	48	8	43	6	64
Russian Studies	2	2	1	3	1	7
Sociology	-	-	-	-	-	-
Statistics	7	14	7	10	3	17
Women's Studies	2	5	1	7	-	7
Miscellaneous (Uncertain of Major)	548	-	481	-	331	-
3-2 Simon	-	-	-	-	-	-
Unknown	548	-	481	-	331	-
SUBTOTAL	2,015	1,847	2,180	1,937	2,185	2,130

UNIVERSITY OF ROCHESTER
UNDERGRADUATE ENROLLMENT BY MAJOR - OFFICIAL & UNOFFICIAL
By School, All Students, Fall Semester

	2006-07		2007-08		2008-09	
	Unofficial	Official	Unofficial	Official	Unofficial	Official
THE COLLEGE						
School of Engineering and Applied Sciences						
Biomedical Engineering	159	73	159	81	150	98
Chemical Engineering	62	29	50	51	64	51
Electrical & Computer Engineering	53	24	43	30	42	26
Engineering Science	24	-	15	2	30	2
Geomechanics	1	-	1	-	-	-
Interdepartmental Engineering	4	-	2	-	2	-
Mechanical Engineering	76	62	72	57	75	54
Optics	35	34	45	27	45	31
SUBTOTAL	414	222	387	248	408	262

THE COLLEGE SUBTOTAL	2,429	2,069	2,567	2,185	2,593	2,392
-----------------------------	-------	-------	-------	-------	-------	-------

Eastman School of Music						
Applied Music	1	412	-	444	-	447
Composition	-	14	-	14	-	13
Jazz & Contemp Media	1	43	-	35	-	38
Jazz & Contemp Media - Writing	-	2	-	1	-	2
Music Education - General	-	4	-	5	-	6
Music Education - Instrumental	-	51	-	59	-	60
Music Education - Vocal	-	17	-	16	-	12
Music Theory	-	16	-	15	-	10
Musical Arts	-	1	-	5	-	7
SUBTOTAL	2	560	-	594	-	595

School of Nursing	-	203	-	200	-	202
--------------------------	---	-----	---	-----	---	-----

TOTAL UNIVERSITY	2,431	2,832	2,567	2,979	2,593	3,189
-------------------------	--------------	--------------	--------------	--------------	--------------	--------------

Source: UR-12 New - 10/13/06 (Fall 2006), 10/12/07 (Fall 2007), and 10/10/08 (Fall 2008)

Notes:

Official majors have been declared by the student and approved by the school. Students with double majors and/or double degrees are counted in each major and/or degree.

Figures include full, part and X-time students. X-time indicates students are not registered for course work in the semester. These students are normally enrolled in a 'place-holder' course, which makes them eligible to register for courses at Rochester in a subsequent semester.

UNIVERSITY OF ROCHESTER

Graduate Majors

By School, All Students, Fall Semester (Those with double majors and/or double degrees are counted in each major and/or degree)

	2006-07			2006-07		2007-08			2007-08		2008-09			2008-09	
	Full	Part	X	Masters	Doctoral	Full	Part	X	Masters	Doctoral	Full	Part	X	Masters	Doctoral
THE COLLEGE															
Arts & Sciences															
Biology	40	-	1	4	37	44	2	-	2	44	46	1	-	2	45
Brain & Cognitive Science	27	-	1	-	28	28	-	-	-	28	27	-	1	-	28
Chemistry	84	-	6	1	89	92	-	6	4	94	99	-	3	4	98
Clinical, Social & Developmental Psychology	50	-	2	-	52	50	-	6	-	56	49	-	3	-	52
Computer Science	40	-	3	1	42	44	1	1	1	45	44	-	2	-	46
Earth & Environmental Sciences (Geology)	11	-	-	2	9	12	-	-	1	11	11	-	-	3	8
Economics	67	-	5	-	72	65	-	2	-	67	70	-	1	-	71
English	70	1	3	26	48	60	2	5	23	44	65	2	2	21	48
History	35	2	5	11	31	39	3	2	12	32	40	6	-	10	36
Linguistics	2	-	-	2	-	4	-	-	1	3	5	-	-	2	3
Mathematics (Math/Statistics)	26	1	-	-	27	23	-	1	-	24	20	-	2	-	22
Modern Languages & Cultures, Comp Lit	-	-	-	-	-	2	-	-	2	-	-	-	-	-	-
Optics	-	-	-	-	-	1	-	-	-	1	1	-	-	-	1
Philosophy	24	1	3	2	26	21	1	3	1	24	17	-	5	-	22
Physics and Astronomy (Physics)	111	-	8	-	119	109	-	4	7	106	100	-	5	3	102
Political Science	32	-	3	-	35	42	-	-	-	42	37	-	2	-	39
Pre Med Program	-	-	-	-	-	-	-	-	-	-	5	-	-	5	-
Visual & Cultural Studies	35	-	2	-	37	33	-	6	-	39	36	-	3	-	39
SUBTOTAL	654	5	42	49	652	669	9	36	54	660	672	9	29	50	660

School of Engineering and Applied Sciences															
Biomedical Engineering	51	4	1	16	40	50	8	-	21	37	55	7	3	28	37
Chemical Engineering	44	1	-	9	36	43	3	-	15	31	43	2	2	18	29
Electrical Engineering	110	6	7	40	83	123	9	7	54	85	126	9	1	52	84
Electrical and Computer Engineering	15	-	-	15	-	5	-	-	5	-	9	-	-	9	-
Materials Science	22	3	1	2	24	20	1	-	-	21	25	1	1	5	22
Mechanical Engineering	25	6	-	7	24	28	4	1	12	21	24	3	2	12	17
Optics	86	4	5	14	81	94	4	-	17	81	100	5	2	17	90
SUBTOTAL	353	24	14	103	288	363	29	8	124	276	382	27	11	141	279

THE COLLEGE SUBTOTAL	1,007	29	56	152	940	1,032	38	44	178	936	1,054	36	40	191	939
-----------------------------	--------------	-----------	-----------	------------	------------	--------------	-----------	-----------	------------	------------	--------------	-----------	-----------	------------	------------

	2006-07			2006-07		2007-08			2007-08		2008-09			2008-09	
	Full	Part	X	Masters	Doctoral	Full	Part	X	Masters	Doctoral	Full	Part	X	Masters	Doctoral
Simon Graduate School of Business Administration															
Accountancy - Business	-	-	-	-	-	18	1	0	19	0	10	1	0	11	0
Business Administration	379	212	1	560	32	404	228	-	595	37	423	239	1	617	46
Business Admin. - Executive Development	62	-	-	62	-	40	-	-	40	-	56	-	-	56	-
Business Admin. - Bern, Switzerland	27	-	-	27	-	25	-	-	25	-	35	-	-	35	-
SUBTOTAL	468	212	1	649	32	487	229	-	679	37	524	240	1	719	46

UNIVERSITY OF ROCHESTER

Graduate Majors

By School, All Students, Fall Semester (Those with double majors and/or double degrees are counted in each major and/or degree)

Warner Graduate School of Education and Human Development

	2006-07			2006-07		2007-08			2007-08		2008-09			2008-09	
	Full	Part	X	Masters		Full	Part	X	Masters		Full	Part	X	Masters	
Master's Programs															
Counseling (MS)	20	39	3	62		35	39	2	76		44	39	-	83	
Education (MS)	30	53	3	86		28	57	10	95		47	67	5	119	
Higher Education (MS)	6	19	1	26		6	25	-	31		3	25	-	28	
Human Develop (MS)	4	4	2	10		4	12	-	16		2	16	2	20	
School Administration (MS)	1	33	2	36		-	31	-	31		2	52	1	55	
Subject Area (MAT)	2	2	-	4		-	-	-	-		-	-	-	-	
Teaching and Curriculum (MS)	-	-	1	1		-	-	1	1		-	-	1	1	
MASTER'S SUBTOTAL	63	150	12	225		73	164	13	250		98	199	9	306	

	2006-07			2006-07		2007-08			2007-08		2008-09			2008-09	
	Full	Part	X	Doctoral		Full	Part	X	Doctoral		Full	Part	X	Doctoral	
Doctoral Programs															
Education (PhD)	40	39	13	92		46	44	13	103		57	42	15	114	
Education (EdD)	20	123	11	154		18	148	12	178		13	158	12	183	
DOCTORAL SUBTOTAL	60	162	24	246		64	192	25	281		70	200	27	297	

SUBTOTAL	2006-07			2006-07		2007-08			2007-08		2008-09			2008-09	
	Full	Part	X	Masters	Doctoral	Full	Part	X	Masters	Doctoral	Full	Part	X	Masters	Doctoral
	123	312	36	225	246	137	356	38	250	281	168	399	36	306	297

	2006-07			2006-07		2007-08			2007-08		2008-09			2008-09	
	Full	Part	X	Masters	Doctoral	Full	Part	X	Masters	Doctoral	Full	Part	X	Masters	Doctoral
Eastman School of Music															
Accompanying	13	-	1	6	8	18	3	1	10	12	18	2	-	10	10
Composition	18	3	-	10	11	24	1	-	8	17	22	2	-	8	16
Conducting (Choral/Orchestral/Wind Ensemble)	12	-	2	8	6	12	1	2	7	8	14	1	-	8	7
Early Music History	3	-	-	-	3	2	1	-	-	3	3	-	-	1	2
Ethnomusicology	3	1	-	4	-	3	1	1	4	1	4	1	1	5	1
Jazz Studies&Contemp Media	15	2	2	7	12	17	4	-	12	9	16	4	2	13	9
Jazz Studies&Contemp Media-Writing	1	-	-	1	-	2	-	-	2	-	1	-	-	1	-
Music Education - Graduate & Summers Only	20	22	13	42	13	21	15	16	38	14	23	11	22	39	17
Music Theory	22	5	2	-	29	20	8	1	-	29	23	7	-	-	30
Musicology	16	3	2	-	21	16	4	3	-	23	16	4	2	-	22
Opera & Opera Stage Directing	3	-	-	3	-	3	-	-	3	-	2	-	-	2	-
Performance & Literature	236	13	21	130	140	237	22	18	129	148	226	13	12	120	131
Theory Pedagogy	10	-	-	8	2	11	1	-	7	5	11	-	-	6	5
SUBTOTAL	372	49	43	219	245	386	61	42	220	269	379	45	39	213	250

UNIVERSITY OF ROCHESTER

Graduate Majors

By School, All Students, Fall Semester (Those with double majors and/or double degrees are counted in each major and/or degree)

	2006-07			2006-07		2007-08			2007-08		2008-09			2008-09	
	Full	Part	X	Masters	Doctoral	Full	Part	X	Masters	Doctoral	Full	Part	X	Masters	Doctoral
School of Medicine & Dentistry															
<i>Notes: Figures do not include M.D. student enrollments.</i>															
<i>First-year Ph.D. student clusters are reported in the program name.</i>															
Anatomy & Neurobiology/Anatomy	15	-	-	3	12	12	-	-	2	10	17	-	-	4	13
Biochem Molecular Bio & Genetics	7	-	-	-	7	17	-	-	-	17	15	-	-	-	15
Biochemistry	57	-	-	1	56	49	-	-	-	49	52	-	-	-	52
Biophysics	19	-	-	-	19	19	-	-	-	19	14	-	-	-	14
Cardiovascular Sciences	2	-	-	-	2	-	-	-	-	-	-	-	-	-	-
Cellular & Molecular Basis of Disease	3	-	-	-	3	6	-	-	-	6	8	-	-	-	8
Clinical Investigation	-	-	-	-	-	-	-	-	-	-	4	16	2	22	-
Clinical Translational Research	-	-	-	-	-	-	-	-	-	-	-	1	-	1	-
Dental Science	-	-	1	1	-	-	-	-	-	-	-	-	-	-	-
Epidemiology	13	-	-	-	13	14	1	-	-	15	15	-	-	-	15
Genetics	31	-	1	-	32	36	-	-	-	36	35	-	-	-	35
Genetics Genomics & Dev	7	-	-	-	7	8	-	-	-	8	4	-	-	-	4
Health Services Research & Policy	18	-	-	-	18	19	-	-	-	19	18	-	-	-	18
Immunology Microbiol & Vacc Biol	17	-	-	-	17	14	1	-	-	15	19	-	-	-	19
Microbiology & Immunology	74	11	2	17	70	77	7	7	16	75	68	6	3	10	67
Molecular Biophy & Structural Biochem	5	-	-	-	5	3	-	-	-	3	7	-	-	-	7
Marriage & Family Therapy	24	7	1	32	-	22	11	-	33	-	22	8	1	31	-
Neuroscience	41	-	1	-	42	37	-	1	1	37	39	-	1	-	40
Pathology	36	-	-	-	36	37	-	-	-	37	40	-	-	-	40
Pathways of Human Disease	8	-	-	-	8	10	-	-	-	10	11	-	-	-	11
Pharmacology	41	1	1	1	42	38	-	1	-	39	36	-	1	-	37
Public Health	13	23	2	38	-	7	24	6	37	-	14	19	8	41	-
Public Health Clinical Investigation	12	39	15	62	4	9	38	16	59	4	3	12	22	36	1
Statistics & Medical Statistics	16	3	1	4	16	16	2	2	3	17	17	3	-	4	16
Toxicology	34	-	-	-	34	32	-	-	-	32	31	-	-	-	31
Translational Biological Sciences	-	-	-	-	-	-	-	-	-	-	1	-	-	-	1
Visiting Student in Residence	-	-	-	-	-	8	-	-	-	8	9	-	-	-	9
SUBTOTAL	493	84	25	159	443	490	84	33	151	456	499	65	38	149	453

	2006-07			2006-07		2007-08			2007-08		2008-09			2008-09	
	Full	Part	X	Masters	Doctoral	Full	Part	X	Masters	Doctoral	Full	Part	X	Masters	Doctoral
School of Nursing															
Acute Critical Care	2	4	-	6	-	1	12	-	13	-	1	14	2	17	-
Acute Care Cardiovascular	1	2	1	4	-	2	2	2	6	-	3	5	-	8	-
Acute Care Cardiopulmonary	-	-	-	-	-	-	-	-	-	-	-	-	-	-	-
Adult Nurse Practitioner	4	22	2	28	-	3	22	1	26	-	6	24	4	34	-
Care of Children & Families	4	21	5	30	-	4	18	4	26	-	-	18	1	19	-
Child/Adolsecent Psych	1	5	-	6	-	2	8	-	10	-	4	9	-	13	-
Clinical Nurse Leader	-	3	-	3	-	3	4	1	8	-	-	5	-	5	-
Family Health Nurse Practitioner	8	24	3	35	-	5	25	5	35	-	9	33	6	48	-
Gerontological Nurse Practitioner	-	1	-	1	-	-	-	-	-	-	-	-	-	-	-
Health Practice Research	20	7	10	1	36	27	6	9	5	37	26	8	5	-	39
Leadership in Health Care Systems	1	28	3	30	2	-	27	3	30	-	-	18	3	21	-
Medical Surgical Nursing	-	-	-	-	-	-	1	-	1	-	-	-	-	-	-
Neonatal Nurse Practitioner	-	1	-	1	-	-	-	-	-	-	-	-	-	-	-
Nursing	-	-	1	-	1	-	-	-	-	-	-	-	1	-	1
Pediatric Behavioral Health	-	-	-	-	-	-	-	-	-	-	-	2	-	2	-
Pediatric Nurses Prac/Psych Mental Health	-	-	1	1	-	-	-	-	-	-	-	-	-	-	-
Psych Mental Health	2	10	2	14	-	2	10	1	13	-	5	8	-	13	-
SUBTOTAL	43	128	28	160	39	49	135	26	173	37	54	144	22	180	40

	2006-07			2006-07		2007-08			2007-08		2008-09			2008-09	
	Full	Part	X	Masters	Doctoral	Full	Part	X	Masters	Doctoral	Full	Part	X	Masters	Doctoral
UNIVERSITY TOTALS	2,506	814	189	1,564	1,945	2,581	903	183	1,651	2,016	2,678	929	176	1,758	2,025

Source: UR-12 New 10/13/06 (fall '06), 10/12/07 (fall '07) and 10/14/08 (fall '08).

Notes:

Figures include full, part and X-time students. X-time indicates students are not registered for course work in the semester. These students are normally enrolled in a 'place-holder' course, which makes them eligible to register for courses at Rochester in a subsequent semester.

UNIVERSITY OF ROCHESTER

**Course Credit Hours & Enrollments by School and Subject Area
Reported for Undergraduate & Graduate Students**

Simon Graduate School of Business Administration	NUMBER OF CREDIT HOURS						Fall 2006		Fall 2007		Fall 2008	
	Fall 2006		Fall 2007		Fall 2008		Fall 2006		Fall 2007		Fall 2008	
	UG	Grad	UG	Grad	UG	Grad	UG	Grad	UG	Grad	UG	Grad
Accounting	476	531	428	973	496	1,023	120	239	108	407	124	448
Applied Economics	-	33	-	57	-	81	-	11	-	19	-	27
Applied Statistics	-	-	-	-	-	-	-	-	-	-	-	-
Business Environ & Public Policy	-	111	-	171	-	108	-	37	-	57	-	36
Business Law	216	-	104	-	96	4	54	-	26	-	24	1
Competitive & Organizational Strategy	4	820	4	941	-	792	2	372	2	443	-	378
Computer & Information Sys	20	392	36	436	52	208	5	178	9	202	13	82
Entrepreneurship	-	-	56	69	84	100	-	-	14	23	21	33
Exec. Program - Bern, Switzerland	-	240	-	225	-	525	-	80	-	75	-	175
Executive Development	-	579	-	748	-	1,044	-	153	-	194	-	294
Finance	195	1,113	281	1,033	417	1,695	49	371	71	344	105	565
General Business Admin	106	650	60	635	96	849	28	248	15	297	24	366
Health Sciences	-	270	-	384	-	372	-	90	-	128	-	124
Management Communications	-	-	1	138	-	134	-	-	1	138	-	134
Management Science Models	-	-	-	3	-	3	-	-	-	1	-	1
Marketing	209	543	194	822	295	669	52	181	49	274	73	223
Operations Management	36	243	8	171	24	168	9	81	2	57	6	56
TOTAL	1,262	5,525	1,172	6,806	1,560	7,775	319	2,041	297	2,659	390	2,943

Eastman School of Music	NUMBER OF CREDIT HOURS						Fall 2006		Fall 2007		Fall 2008	
	Fall 2006		Fall 2007		Fall 2008		Fall 2006		Fall 2007		Fall 2008	
	UG	Grad	UG	Grad	UG	Grad	UG	Grad	UG	Grad	UG	Grad
Accompanying Class	0	0	58	13	64	20	0	0	47	13	51	18
Accompanying	56	62	-	90	-	70	44	24	-	19	-	14
Arts Leadership Curriculum	59	149	77	142	100	101	54	120	65	107	80	75
Composition	160	106	194	101	175	119	75	39	94	37	86	41
Conducting	110	82	110	82	118	96	55	39	55	39	59	46
Eastman Initiatives Curriculum	125	-	146	-	157	-	125	-	144	-	147	-
Eastman School of Music	-	-	-	-	-	-	-	86	-	105	-	112
English as a Second Language	42	36	39	45	18	39	14	12	13	15	6	13
Ensemble	868	93	941	85	945	79	525	81	564	72	572	67
Ethnomusicology	-	-	-	5	-	1	-	-	-	2	-	1
Freshman Writing Seminar	-	-	-	-	411	-	-	-	-	-	137	-
Guitar Class	14	10	20	8	8	6	7	5	10	4	4	3
Humanities	1,264	24	1,226	29	909	15	405	22	387	15	308	11
Jazz Studies & Contemp Media	268	75	225	102	241	97	182	46	154	64	158	60
Music Education	287	150	331	153	317	138	202	82	212	92	192	78
Music History	508	521	482	575	482	593	171	208	162	223	162	236
Musicology	4	159	-	129	-	87	1	43	-	34	-	26
Opera	94	28	62	29	71	39	36	15	24	16	33	18
Orchestration	-	8	-	8	-	10	-	4	-	4	-	5
Pedagogy	47	35	39	41	30	35	35	21	28	22	20	19
Performance	-	-	-	3	-	3	-	-	-	3	-	1
Sacred Music	-	2	-	-	4	2	-	2	-	-	4	2
Theory	1,410	580	1,583	579	1,571	548	605	209	671	201	658	194
SUBTOTAL	5,316	2,119	5,533	2,219	5,621	2,098	2,536	1,058	2,630	1,087	2,677	1,040
Applied Music	3,392	1,295	3,498	1,296	3,487	1,194	1,291	352	1,340	369	1,331	330
SUBTOTAL	8,708	3,413	9,031	3,515	9,108	3,292	3,827	1,410	3,970	1,456	4,008	1,370
Study Abroad	32	-	32	-	16	12	2	-	2	-	1	1
TOTAL	8,740	3,413	9,063	3,515	9,124	3,304	3,829	1,410	3,972	1,456	4,009	1,371

UNIVERSITY OF ROCHESTER
Course Credit Hours & Enrollments by School and Subject Area
Reported for Undergraduate & Graduate Students

School of Medicine & Dentistry Does not include M.D. students	NUMBER OF CREDIT HOURS						Fall 2006		Fall 2007		Fall 2008	
	Fall 2006		Fall 2007		Fall 2008		Fall 2006		Fall 2007		Fall 2008	
	UG	Grad	UG	Grad	UG	Grad	UG	Grad	UG	Grad	UG	Grad
Anatomy	-	191	-	211	-	304	-	43	-	41	-	54
Biochemistry	20	603	12	806	63	818	5	125	3	142	16	152
Biophysics	-	213	-	286	16	251	-	42	-	44	4	42
Biostatistics	8	466	8	555	4	603	2	131	2	144	1	151
General Dentistry	-	540	-	336	-	540	-	46	-	28	-	45
Genetics	-	490	-	617	-	639	-	102	-	118	-	102
Interdepartmental	231	698	234	813	207	797	50	277	52	307	47	309
Microbiology	385	946	433	1,197	579	1,265	97	275	109	274	145	306
Neuroscience	4	403	8	530	16	472	1	100	2	92	4	99
Oral & Max. Surgery	-	-	-	-	-	60	-	-	-	-	-	5
Oral Biology	-	23	2	35	-	22	-	23	1	36	-	22
Orthodontics	-	156	-	24	-	156	-	13	-	2	-	13
Pathology	-	369	-	627	-	698	-	81	-	116	-	123
Pedodontics	-	156	-	-	-	168	-	13	-	-	-	14
Periodontics	-	120	-	24	-	24	-	10	-	2	-	2
Pharmacology & Physiology	7	353	8	605	8	466	2	82	2	97	2	87
Preventive Medicine	23	919	19	860	17	794	7	263	5	233	5	209
Prosthodontics	-	96	-	72	-	120	-	8	-	6	-	10
Psychiatry	-	252	-	282	-	231	-	97	-	97	-	79
Temporomandibular Joint Disorder	-	48	-	72	-	60	-	4	-	6	-	5
Toxicology	-	271	-	371	-	389	-	43	-	52	-	50
2 Yr Training in Gen. Dentistry	-	-	-	-	-	36	-	-	-	-	-	3
TOTAL	678	7,313	724	8,323	910	8,913	164	1,778	176	1,837	224	1,882

Warner Graduate School of Education and Human Development	NUMBER OF CREDIT HOURS						Fall 2006		Fall 2007		Fall 2008	
	Fall 2006		Fall 2007		Fall 2008		Fall 2006		Fall 2007		Fall 2008	
	UG	Grad	UG	Grad	UG	Grad	UG	Grad	UG	Grad	UG	Grad
Education	18	1,180	27	1,358	19	1,637	6	520	8	579	5	693
Field Experiences	-	220	-	207	-	350	-	85	-	77	-	125
Higher Education	9	1,415	31	1,636	26	1,868	3	475	9	548	7	624
TOTAL	27	2,815	58	3,201	45	3,855	9	1,080	17	1,204	12	1,442

School of Nursing	NUMBER OF CREDIT HOURS						Fall 2006		Fall 2007		Fall 2008	
	Fall 2006		Fall 2007		Fall 2008		Fall 2006		Fall 2007		Fall 2008	
	UG	Grad	UG	Grad	UG	Grad	UG	Grad	UG	Grad	UG	Grad
Leadership in Health Care Systems	-	159	-	175	-	110	-	46	-	51	-	32
Nursing	1,992	1,037	2,036	1,024	2,125	1,181	511	301	510	285	536	322
Nursing/Community Center	581	95	592	117	694	208	184	39	181	36	194	47
TOTAL	2,573	1,291	2,628	1,316	2,819	1,499	695	386	691	372	730	401

University Totals	NUMBER OF CREDIT HOURS						Fall 2006		Fall 2007		Fall 2008	
	Fall 2006		Fall 2007		Fall 2008		Fall 2006		Fall 2007		Fall 2008	
	UG	Grad	UG	Grad	UG	Grad	UG	Grad	UG	Grad	UG	Grad
Fall each academic year	81,401	28,940	85,520	31,838	89,912	34,638	23,011	9,098	24,084	10,058	25,248	10,608

Notes:
 Students registered for leave of absence, including senior year in absentia, have been excluded.
 Eastman Dental Center credit hours are included in SMD.
 Cross-listed registrations are reported in the parent course.
 A minimum number of credit hour totals have been rounded to the nearest whole number.

Source: Student Information System, Institutional Research Report

UNIVERSITY OF ROCHESTER
Distribution of Undergraduate Courses by Section Size
Fall 2008

Arts & Sciences	# Sect.	Avg. Size	1-9	10-19	20-29	30-39	40-49	50-99	100-199	200+
African-American Studies	2	2	2	-	-	-	-	-	-	-
American Sign Language	18	15	1	16	1	-	-	-	-	-
American Sign Language	18	15	1	16	1	-	-	-	-	-
Japanese Sign Language	-	-	-	-	-	-	-	-	-	-
Anthropology	11	23	1	4	3	3	-	-	-	-
Art & Art History	20	13	2	15	2	1	-	-	-	-
Art & Art History - Art History	7	17	1	3	2	1	-	-	-	-
Art & Art History - Studio Arts	13	11	1	12	-	-	-	-	-	-
Biology	38	45	7	13	7	1	1	4	2	3
Brain & Cognitive Science	18	59	-	3	4	4	-	4	2	1
Brain & Cognitive Science	12	71	-	1	1	4	-	4	1	1
Neuroscience	6	35	-	2	3	-	-	-	1	-
Chemistry	9	159	-	-	1	-	3	1	1	3
Clinical & Social Psychology	32	42	11	9	2	-	-	5	4	1
Clinical & Soc Sciences in Psy	26	41	8	8	2	-	-	4	3	1
Psychology	6	47	3	1	-	-	-	1	1	-
Computer Science	15	28	2	7	2	1	-	3	-	-
Dance	19	11	8	9	2	-	-	-	-	-
Earth & Environmental Sciences	9	15	4	3	1	-	1	-	-	-
Economics	16	64	1	2	-	2	1	7	3	-
English	50	18	17	15	13	2	-	3	-	-
Film & Media Studies	1	11	-	1	-	-	-	-	-	-
Health & Society	3	58	-	-	1	1	-	-	1	-
History	27	22	6	5	9	5	2	-	-	-
Linguistics	8	26	-	3	3	1	1	-	-	-
Mathematics	41	45	-	7	7	6	6	12	3	-
Modern Languages & Cultures	74	16	15	37	18	3	-	1	-	-
Chinese	5	15	1	2	2	-	-	-	-	-
Comparative Literature	1	24	-	-	1	-	-	-	-	-
French	11	13	3	7	1	-	-	-	-	-
German	8	12	3	4	1	-	-	-	-	-
Italian	12	15	3	7	1	1	-	-	-	-
Japanese	11	19	3	4	2	1	-	1	-	-
Polish	1	3	1	-	-	-	-	-	-	-
Russian	7	18	1	3	2	1	-	-	-	-
Spanish	18	18	-	10	8	-	-	-	-	-
Music	36	28	13	6	5	7	2	2	-	1
Naval Science	2	12	1	1	-	-	-	-	-	-
Philosophy	16	38	2	2	1	4	4	3	-	-
Physics & Astronomy	19	43	6	4	-	3	2	1	2	1
Astronomy	3	49	-	2	-	-	-	-	1	-
Physics	16	42	6	2	-	3	2	1	1	1
Political Science	23	43	2	4	2	3	5	7	-	-
Religion & Classics	30	22	6	12	4	3	1	4	-	-
Classical Greek	2	7	1	1	-	-	-	-	-	-
Classical Studies	4	27	-	2	1	-	-	1	-	-
Judaic Studies	-	-	-	-	-	-	-	-	-	-
Religion & Classics - Arabic	4	21	1	1	-	2	-	-	-	-
Religion & Classics - Hebrew	3	12	1	1	1	-	-	-	-	-
Religion & Classics - Latin	4	10	2	1	1	-	-	-	-	-
Religion & Classics - Yiddish	-	-	-	-	-	-	-	-	-	-
Religion & Classics - Sanskrit	1	8	1	-	-	-	-	-	-	-
Religion & Classics	12	30	-	6	1	1	1	3	-	-
Russian Studies	2	17	-	1	1	-	-	-	-	-
Sociology	3	26	-	1	1	1	-	-	-	-
Statistics	7	33	2	2	-	-	1	2	-	-
The College: Arts & Sciences	13	10	6	6	-	1	-	-	-	-
Women's Studies	2	13	1	1	-	-	-	-	-	-
Writing Program	48	13	6	42	-	-	-	-	-	-
TOTAL	612	30	122	231	90	52	30	59	18	10

UNIVERSITY OF ROCHESTER
Distribution of Undergraduate Courses by Section Size
Fall 2008

Eastman School of Music	# Sect.	Avg. Size	1-9	10-19	20-29	30-39	40-49	50-99	100-199	200+
Accompanying	4	16	2	1	-	1	-	-	-	-
Arts Leadership Curriculum	14	10	6	7	1	-	-	-	-	-
Composition	12	7	9	3	-	-	-	-	-	-
Conducting	5	14	4	-	-	-	-	1	-	-
Eastman Initiatives Curriculum	2	74	1	-	-	-	-	-	1	-
Eastman School of Music	2	19	-	1	1	-	-	-	-	-
English as a Second Language	3	6	3	-	-	-	-	-	-	-
Ensembles	20	30	7	7	-	3	-	1	2	-
Ethnomusicology	-	-	-	-	-	-	-	-	-	-
Guitar Class	2	2	2	-	-	-	-	-	-	-
Humanities	39	11	10	27	2	-	-	-	-	-
Anthropology and Religion	1	13	-	1	-	-	-	-	-	-
Art History	3	9	1	2	-	-	-	-	-	-
English	3	15	1	1	1	-	-	-	-	-
Film Studies	1	19	-	1	-	-	-	-	-	-
French	6	10	3	3	-	-	-	-	-	-
Freshman Writing Seminar	11	12	-	11	-	-	-	-	-	-
German	6	11	3	2	1	-	-	-	-	-
History	1	13	-	1	-	-	-	-	-	-
Humanities	2	9	1	1	-	-	-	-	-	-
Italian	4	11	1	3	-	-	-	-	-	-
Philosophy	-	-	-	-	-	-	-	-	-	-
Psychology	1	17	-	1	-	-	-	-	-	-
Jazz Studies & Contemp Media	26	7	21	4	1	-	-	-	-	-
Music Education	35	6	28	7	-	-	-	-	-	-
Music History	7	26	3	2	-	-	-	2	-	-
Opera	4	10	2	1	1	-	-	-	-	-
Pedagogy	3	7	2	1	-	-	-	-	-	-
Sacred Music	1	6	1	-	-	-	-	-	-	-
Theory	30	23	-	19	4	3	1	3	-	-
SUBTOTAL	209	14	101	80	10	7	1	7	3	-
Applied Music	193	7	146	41	3	2	-	1	-	-
Bassoon	2	12	1	1	-	-	-	-	-	-
Chamber Music	13	18	5	3	2	2	-	1	-	-
Clarinet	6	8	5	1	-	-	-	-	-	-
Double Bass	2	11	1	1	-	-	-	-	-	-
Euphonium	2	3	2	-	-	-	-	-	-	-
Flute	5	8	2	3	-	-	-	-	-	-
Guitar	4	4	3	1	-	-	-	-	-	-
Harp	2	6	1	1	-	-	-	-	-	-
Harpisichord	2	5	2	-	-	-	-	-	-	-
Horn	3	9	2	-	1	-	-	-	-	-
Jazz Lessons	13	3	13	-	-	-	-	-	-	-
Keyboard	6	6	6	-	-	-	-	-	-	-
Lute	1	1	1	-	-	-	-	-	-	-
Oboe	3	6	2	1	-	-	-	-	-	-
Organ	7	4	7	-	-	-	-	-	-	-
Percussion	5	7	4	1	-	-	-	-	-	-
Piano	16	9	8	8	-	-	-	-	-	-
Piano Class	27	6	21	6	-	-	-	-	-	-
Piccolo	2	5	2	-	-	-	-	-	-	-
Saxophone	4	6	3	1	-	-	-	-	-	-
Strings	1	5	1	-	-	-	-	-	-	-
Trombone	3	8	2	1	-	-	-	-	-	-
Trumpet	4	4	3	1	-	-	-	-	-	-
Tuba	2	5	2	-	-	-	-	-	-	-
Viola	7	5	5	2	-	-	-	-	-	-
Violin	16	6	13	3	-	-	-	-	-	-
Violoncello	9	5	7	2	-	-	-	-	-	-
Voice	26	6	22	4	-	-	-	-	-	-
TOTAL	402	11	247	121	13	9	1	8	3	-

UNIVERSITY OF ROCHESTER
Distribution of Undergraduate Courses by Section Size
Fall 2008

School of Engineering and Applied Sciences	# Sect.	Avg. Size	1-9	10-19	20-29	30-39	40-49	50-99	100-199	200+
Biomedical Engineering	7	57	-	1	-	-	2	4	-	-
Chemical Engineering	11	27	1	2	4	2	-	2	-	-
Electrical & Computer Engineering	15	21	-	9	3	2	1	-	-	-
Engineering and Applied Science	1	6	1	-	-	-	-	-	-	-
Mechanical Engineering	13	31	1	3	4	2	2	1	-	-
Optics	9	20	2	2	4	1	-	-	-	-
TOTAL	56	29	5	17	15	7	5	7	-	-

Simon Graduate School of Business Administration	# Sect.	Avg. Size	1-9	10-19	20-29	30-39	40-49	50-99	100-199	200+
Accounting	2	64	-	-	-	-	-	2	-	-
Business Law	2	13	-	2	-	-	-	-	-	-
Computers & Information Systems	1	13	-	1	-	-	-	-	-	-
Entrepreneurship	1	22	-	-	1	-	-	-	-	-
Finance	1	99	-	-	-	-	-	1	-	-
General Business Admin	1	24	-	-	1	-	-	-	-	-
Marketing	2	34	-	-	-	2	-	-	-	-
Operations Management	1	7	1	-	-	-	-	-	-	-
TOTAL	11	35	1	3	2	2	-	3	-	-

School of Medicine and Dentistry	# Sect.	Avg. Size	1-9	10-19	20-29	30-39	40-49	50-99	100-199	200+
Microbiology	2	50	-	-	-	1	-	1	-	-
TOTAL	2	50	-	-	-	1	-	1	-	-

School of Nursing	# Sect.	Avg. Size	1-9	10-19	20-29	30-39	40-49	50-99	100-199	200+
Nursing	16	33	4	-	5	2	-	4	1	-
Nursing/Community Center	8	21	3	1	2	-	2	-	-	-
TOTAL	24	29	7	1	7	2	2	4	1	-

Notes: Registrar's Student Section Extract includes all registrants who have not withdrawn as of the fourth week of classes; includes auditors; excludes labs and independent study.

All cross-listed registrations are listed in the parent course.

Source: Student Information Files (ISIS), Institutional Research Report

UNIVERSITY OF ROCHESTER
Full-time Tenure-track Faculty*

SCHOOL	1979-80	1980-81	1981-82	1982-83	1983-84	1984-85	1985-86	1986-87	1987-88	1988-89
Arts & Sciences	282.5	287	286	281	288	291	288	309	306	314.5
Engineering & Applied Sciences	46	44	43	52	50	49	51	55	62	61
The College	329	331	329	333	338	340	339	364	368	376
Simon Graduate School of Business	38	37	38	40	37	38	37	40	41	36
Warner Graduate School of Education	30.5	26	26	27	28	30	32	27	27	27.5
Eastman School of Music	81	79	85	85	82	82	82	78	80	80
School of Medicine & Dentistry	456	481	496	497	510	519	521	541	544	555
School of Nursing	69	77	82	86	87	83	64	41	32	33

University Total **1,003** **1,031** **1,056** **1,068** **1,082** **1,092** **1,075** **1,091** **1,092** **1,107**

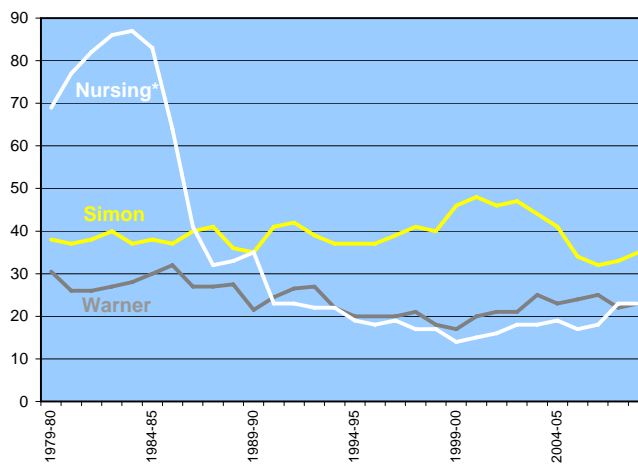
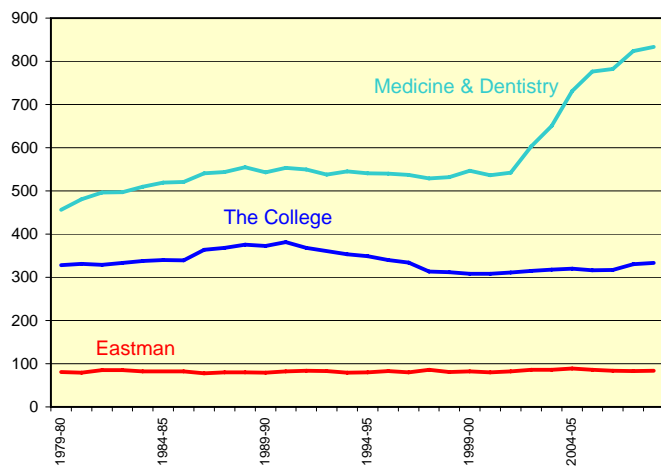
	1989-90	1990-91	1991-92	1992-93	1993-94	1994-95	1995-96	1996-97	1997-98	1998-99
Arts & Sciences	311.5	320.5	306.5	301	294	291	284	279	260	261
Engineering & Applied Sciences	61	61	62	60	59	58	56	55	53	51
The College	373	382	369	361	353	349	340	334	313	312
Simon Graduate School of Business	35	41	42	39	37	37	37	39	41	40
Warner Graduate School of Education	21.5	24.5	26.5	27	22	20	20	20	21	18
Eastman School of Music	79	82	84	83	79	80	83	80	86	81
School of Medicine & Dentistry	543	553	550	538	545	541	540	537	529	532
School of Nursing	35	23	23	22	22	19	18	19	17	17

University Total **1,086** **1,105** **1,094** **1,070** **1,058** **1,046** **1,038** **1,029** **1,007** **1,000**

	1999-00	2000-01	2001-02	2002-03	2003-04	2004-05	2005-06	2006-07	2007-08	2008-09
Arts & Sciences	258	259	258	258	261	260	259	259	270	273
Engineering & Applied Sciences	50	49	53	57	57	60	57	58	60	60
The College	308	308	311	315	318	320	316	317	330	333
Simon Graduate School of Business	46	48	46	47	44	41	34	32	33	35
Warner Graduate School of Education	17	20	21	21	25	23	24	25	22	23
Eastman School of Music	82	80	82	86	86	89	86	84	83	84
School of Medicine & Dentistry	547	536	542	603	650	731	776	782	824	833
School of Nursing	14	15	16	18	18	19	17	18	23	23

University Total **1,014** **1,007** **1,018** **1,090** **1,141** **1,223** **1,253** **1,258** **1,315** **1,331**

*Full-time tenure-track faculty includes faculty who are tenured, and those in track towards tenure. School of Medicine and Dentistry counts are submitted by that school's dean's office.



*Decrease in Nursing faculty (1984 through 1987) is due to reclassification of faculty into clinical and tenure tracks

UNIVERSITY OF ROCHESTER
Full-time Tenure-track Faculty

SCHOOL AND DEPARTMENT	2006-07	2007-08	2008-09
The College			
<i>Arts & Sciences</i>			
Anthropology	5	7	6
Art & Art History	11	12	12
Biology	17	19	19
Brain and Cognitive Science	14	17	17
Chemistry	19	19	20
Clinical and Social Psychology	13	13	13
Computer Science	14	15	14
Earth and Environmental Sciences	7	7	7
Economics	14	16	18
English	19	20	22
History	15	16	17
Linguistics	4	4	4
Mathematics	21	19	17
Modern Languages & Cultures	14	14	15
Music	5	4	4
Philosophy	9	9	8
Physics and Astronomy	26	25	26
Political Science	21	22	22
Religion & Classics	9	10	10
Sociology	2	2	2
<i>Subtotal</i>	<i>259</i>	<i>270</i>	<i>273</i>
<i>Engineering and Applied Sciences</i>			
Biomedical Engineering	5	6	5
Chemical Engineering	8	8	8
Electrical & Computer Engineering	18	18	18
Mechanical Engineering	12	13	13
Optics	15	15	16
<i>Subtotal</i>	<i>58</i>	<i>60</i>	<i>60</i>
The College Subtotal	317	330	333
Simon Graduate School of Business Administration	32	33	35
Warner Graduate School of Education and Human Development	25	22	23
Clinical faculty (non-tenure track) are not reported on this table.			
Eastman School of Music			
Composition	5	5	5
Conducting/Ensemble	4	4	4
Humanities	6	7	7
Jazz and Contemporary Media	5	5	5
Music Education	3	3	3
Musicology	9	7	7
Opera	1	1	1
Organ	2	2	2
Piano	8	8	7
Strings	15	15	15
Theory	10	10	12
Voice	8	7	7
Woodwind, Brass, Percussion	8	9	9
Eastman School of Music Subtotal	84	83	84

UNIVERSITY OF ROCHESTER
Full-time Tenure-track Faculty

SCHOOL AND DEPARTMENT	2006-07		2007-08		2008-09	
	Tenured Prof & Assoc Prof	On-track All Eligible Ranks	Tenured Prof & Assoc Prof	On-track All Eligible Ranks	Tenured Prof & Assoc Prof	On-track All Eligible Ranks
School of Medicine and Dentistry*						
Anesthesiology	4	23	5	27	5	21
Biochemistry and Biophysics	16	1	15	4	15	6
Biomedical Engineering	2	4	2	4	2	4
Biomedical Genetics	4	5	4	3	4	4
Biostatistics & Computational Biology	3	16	4	17	4	14
Cardiovascular Research Institute (Aab Ctr)	1	6	1	5	3	6
Ctr for Musculoskeletal Research	1	4	-	6	-	8
Ctr for Neural Devel/Disease (previously: Aging & Devel.)	5	4	4	3	2	4
Ctr for Neurodegenerative & Vascular Brain Disorders					1	2
Ctr for Oral Biology	3	2	3	4	3	4
Ctr for Pediatric Biomedical Research	-	2	-	-	-	-
Ctr for Translational Neuromedicine					2	2
Ctr for Vaccine Biology & Immunology	4	3	4	4	4	3
Community & Preventive Medicine	3	14	3	12	3	13
Dentistry	1	16	1	14	1	12
Dermatology	3	6	4	5	4	7
Emergency Medicine	-	24	-	27	-	26
Environmental Medicine	6	9	6	8	6	10
Family Medicine	1	9	2	9	2	11
Imaging Sciences	5	30	6	30	6	32
Laboratory Animal Medicine	-	1	-	1	-	1
Medical Humanities	-	-	-	1	-	1
Medicine	24	116	24	122	22	116
Microbiology & Immunology	12	8	12	13	11	13
Neurobiology & Anatomy	10	7	11	8	11	7
Neurology	14	38	15	45	14	48
Neurosurgery	2	6	2	8	1	8
Obstetrics & Gynecology	5	17	5	16	5	19
Ophthalmology	2	12	2	12	3	13
Orthopaedics (& Rehabilitation, until 2007)	4	21	4	20	4	15
Otolaryngology	2	4	3	2	4	3
Pathology & Laboratory Medicine	13	18	12	24	13	26
Pediatrics	16	56	15	62	16	65
Pharmacology & Physiology	14	3	12	2	12	3
Physical Medicine & Rehabilitation (since 2008)					-	4
Psychiatry	7	50	8	49	8	47
Radiation Oncology	5	6	5	8	4	8
Surgery	6	28	7	32	7	28
Urology	3	12	3	13	3	14
<i>Subtotal</i>	201	581	204	620	205	628
Medicine & Dentistry Subtotal	782	824	833			
Professors and Associate Professors in Option C-T: 181						
Professional Service Faculty: 207						
Service Faculty: 78						
Research Track Faculty: 149						
Additional faculty not included in tenure count: 615						
<hr/>						
School of Nursing						
Clinical faculty (non-tenure track) are not reported on this table.	18	23	23			
University Total	1,258	1,315	1,331			

Sources: Provost's Office, School of Medicine and Dentistry Dean's Office

UNIVERSITY OF ROCHESTER
Faculty and Staff in University Divisions*
on September 30, 2008

Full- and Part-time Active Employees			
Divisions	FT	PT	FT + PT
Central Administration	1,761	114	1,875
The College, Arts and Sciences	887	84	971
School of Engineering/Laser Lab	441	15	456
Warner Grad School of Education	53	13	66
Eastman School of Music	222	24	246
Simon Grad School of Business	124	2	126
Memorial Art Gallery	49	15	64
School of Medicine & Dentistry	3,123	351	3,474
Strong Memorial Hospital	5,972	1,286	7,258
Health Sciences	268	21	289
Medical Faculty Group	1,058	110	1,168
Eastman Dental Center	112	14	126
School of Nursing	117	17	134
<i>Subtotal</i>	<i>14,187</i>	<i>2,066</i>	<i>16,253</i>

Strong Health Divisions	FT	PT	FT + PT
Highland Hospital	1,452	370	1,822
Highlands at Brighton	183	31	214
Highlands at Pittsford	179	34	213
Visiting Nurse Service	456	202	658
<i>Subtotal</i>	<i>2,270</i>	<i>637</i>	<i>2,907</i>

University Total	16,457	2,703	19,160
-------------------------	---------------	--------------	---------------

*Time-as-reported (TAR) and Casual employees are excluded.

Source: Human Resources

University of Rochester Staff EEO Work Force by Division

Fall 2007 and Fall 2008
Job Categories in Divisions

University-wide	On 9/30/07		On 9/30/08	
	FT	PT	FT	PT
1 Executive/Administrative/Managerial	1,739	97	1,886	105
2 Faculty and Related Instructional	2,139	219	2,206	211
3 Professional/Non-Faculty	3,631	745	3,820	745
4 Secretarial/Clerical	2,026	367	2,088	342
5 Technical/Paraprofessional	1,602	287	1,681	255
6 Skilled Crafts	231	2	238	2
7 Service/Maintenance	1,094	356	1,181	406
<i>Subtotal*</i>	12,462	2,073	13,100	2,066

University Total, Full- and Part-time	14,535	15,166
--	---------------	---------------

TAR Staff are excluded.

*Job titles listed below are excluded from Affirmative Action reporting (above):

Instructor & Fellow	Visiting Grad Stud/Post Doc
Resident	Graduate Research Asst
EDC Assoc	Graduate Asst
Assoc Resident	Student Asst (Not Teaching)
Research Resident	Sr Faculty Assocs Pgm
Resident Non-MD	Undergrad Student Teach Asst
Graduate Teaching Asst	Undergrad Student Res Asst
Postdoctoral Research Assoc	Graduate Student-No Emp Relshp
Fellow	Visit Professional/No Emp Rel
Departmental Fellow	Possibly Less, Probably More

Data Source: Compensation/Human Resources Business Systems.

Central Administration	On 9/30/07		On 9/30/08	
	FT	PT	FT	PT
1 Executive/Administrative/Managerial	444	16	513	16
2 Faculty and Related Instructional	4	-	2	-
3 Professional/Non-Faculty	324	29	341	30
4 Secretarial/Clerical	220	31	225	23
5 Technical/Paraprofessional	49	3	45	3
6 Skilled Crafts	208	-	217	-
7 Service/Maintenance	385	33	416	42
<i>Subtotal*</i>	1,634	112	1,759	114
Division Total, FT + PT	1,746		1,873	

**Fall 2007 and Fall 2008
Job Categories in Divisions**

College: Arts & Sciences	On 9/30/07		On 9/30/08	
	FT	PT	FT	PT
1 Executive/Administrative/Managerial	169	8	167	16
2 Faculty and Related Instructional	350	34	366	28
3 Professional/Non-Faculty	162	21	169	21
4 Secretarial/Clerical	79	19	86	16
5 Technical/Paraprofessional	52	5	46	3
6 Skilled Crafts	-	1	1	1
7 Service/Maintenance	1	1	1	1
<i>Subtotal*</i>	813	89	836	86
Division Total, FT + PT	902		922	

College: Engineering/Laser Lab	On 9/30/07		On 9/30/08	
	FT	PT	FT	PT
1 Executive/Administrative/Managerial	32	-	30	-
2 Faculty and Related Instructional	157	3	163	2
3 Professional/Non-Faculty	189	2	190	4
4 Secretarial/Clerical	15	7	16	6
5 Technical/Paraprofessional	11	1	13	1
6 Skilled Crafts	10	-	10	-
7 Service/Maintenance	3	1	4	1
<i>Subtotal*</i>	417	14	426	14
Division Total, FT + PT	431		440	

Eastman School of Music	On 9/30/07		On 9/30/08	
	FT	PT	FT	PT
1 Executive/Administrative/Managerial	41	2	45	2
2 Faculty and Related Instructional	112	9	109	9
3 Professional/Non-Faculty	22	3	23	2
4 Secretarial/Clerical	23	12	21	9
5 Technical/Paraprofessional	4	1	3	1
6 Skilled Crafts	5	-	5	-
7 Service/Maintenance	15	2	17	1
<i>Subtotal*</i>	222	29	223	24
Division Total, FT + PT	251		247	

Memorial Art Gallery	On 9/30/07		On 9/30/08	
	FT	PT	FT	PT
1 Executive/Administrative/Managerial	23	8	25	5
2 Faculty and Related Instructional	-	-	-	-
3 Professional/Non-Faculty	7	1	7	1
4 Secretarial/Clerical	8	9	10	7
5 Technical/Paraprofessional	-	1	-	1
6 Skilled Crafts	3	1	2	1
7 Service/Maintenance	3	-	5	-
<i>Subtotal*</i>	44	20	49	15
Division Total, FT + PT	64		64	

**Fall 2007 and Fall 2008
Job Categories in Divisions**

Simon School	On 9/30/07		On 9/30/08	
	FT	PT	FT	PT
1 Executive/Administrative/Managerial	29	-	37	-
2 Faculty and Related Instructional	49	1	53	-
3 Professional/Non-Faculty	15	-	21	-
4 Secretarial/Clerical	20	1	13	2
5 Technical/Paraprofessional	2	-	-	-
6 Skilled Crafts	-	-	-	-
7 Service/Maintenance	-	-	-	-
<i>Subtotal*</i>	115	2	124	2
Division Total, FT + PT	117		126	

Warner School	On 9/30/07		On 9/30/08	
	FT	PT	FT	PT
1 Executive/Administrative/Managerial	11	2	11	1
2 Faculty and Related Instructional	31	4	28	10
3 Professional/Non-Faculty	11	1	8	1
4 Secretarial/Clerical	7	1	6	1
5 Technical/Paraprofessional	-	-	-	-
6 Skilled Crafts	-	-	-	-
7 Service/Maintenance	-	-	-	-
<i>Subtotal*</i>	60	8	53	13
Division Total, FT + PT	68		66	

School of Medicine and Dentistry	On 9/30/07		On 9/30/08	
	FT	PT	FT	PT
1 Executive/Administrative/Managerial	451	41	383	42
2 Faculty and Related Instructional	1,382	153	1,426	155
3 Professional/Non-Faculty	464	106	416	78
4 Secretarial/Clerical	636	70	170	51
5 Technical/Paraprofessional	325	53	262	24
6 Skilled Crafts	-	-	-	-
7 Service/Maintenance	12	1	2	-
<i>Subtotal*</i>	3,270	424	2,659	350
Division Total, FT + PT	3,694		3,009	

School of Nursing	On 9/30/07		On 9/30/08	
	FT	PT	FT	PT
1 Executive/Administrative/Managerial	21	1	22	1
2 Faculty and Related Instructional	49	15	53	7
3 Professional/Non-Faculty	24	12	30	7
4 Secretarial/Clerical	7	1	8	1
5 Technical/Paraprofessional	8	1	4	1
6 Skilled Crafts	-	-	-	-
7 Service/Maintenance	-	-	-	-
<i>Subtotal*</i>	109	30	117	17
Division Total, FT + PT	139		134	

**Fall 2007 and Fall 2008
Job Categories in Divisions**

Strong Memorial Hospital	On 9/30/07		On 9/30/08	
	FT	PT	FT	PT
1 Executive/Administrative/Managerial	342	7	358	12
2 Faculty and Related Instructional	1	-	-	-
3 Professional/Non-Faculty	2,265	555	2,390	555
4 Secretarial/Clerical	806	191	815	177
5 Technical/Paraprofessional	1,092	210	1,173	191
6 Skilled Crafts	5	-	3	-
7 Service/Maintenance	628	307	677	351
<i>Subtotal*</i>	5,139	1,270	5,416	1,286

Division Total, FT + PT **6,409** **6,702**

Health Sciences (previously Health Affairs)	On 9/30/07		On 9/30/08	
	FT	PT	FT	PT
1 Executive/Administrative/Managerial	176	12	133	8
2 Faculty and Related Instructional	4	-	3	-
3 Professional/Non-Faculty	148	15	92	6
4 Secretarial/Clerical	205	25	31	5
5 Technical/Paraprofessional	59	12	8	2
6 Skilled Crafts	-	-	-	-
7 Service/Maintenance	47	11	1	-
<i>Subtotal*</i>	639	75	268	21

Division Total, FT + PT **714** **289**

Medical Faculty Group	On 9/30/08	
	FT	PT
1 Executive/Administrative/Managerial	145	2
2 Faculty and Related Instructional	2	-
3 Professional/Non-Faculty	130	40
4 Secretarial/Clerical	652	43
5 Technical/Paraprofessional	120	24
6 Skilled Crafts	-	-
7 Service/Maintenance	9	1
<i>Subtotal*</i>	1,058	110

Division Total, FT + PT **1,168**

Eastman Dental Center	On 9/30/08	
	FT	PT
1 Executive/Administrative/Managerial	17	-
2 Faculty and Related Instructional	1	-
3 Professional/Non-Faculty	3	-
4 Secretarial/Clerical	35	1
5 Technical/Paraprofessional	7	4
6 Skilled Crafts	-	-
7 Service/Maintenance	49	9
<i>Subtotal*</i>	112	14

Division Total, FT + PT **126**