



American College Health Association National College Health Assessment

UNIVERSITY OF ROCHESTER UNDERGRADUATE

Data Report

Spring 2022

American College Health Association National College Health Assessment III

ACHA-NCHA III

The ACHA-NCHA III supports the health of the campus community by fulfilling the academic mission, supporting short- and long-term healthy behaviors, and gaining a current profile of health trends within the campus community.



We need to draw your attention to an important change in your ACHA-NCHA Report documents. Beginning in Spring 2021, responses for transgender and gender-nonconforming students are readily available directly in the report documents. This represents an important change in the way we have been reporting ACHA-NCHA results. We've prepared the following information to better explain the specific changes, our reasoning for doing so, and tips for using these redesigned report documents.

I. What we've done to date

- The ACHA-NCHA has asked respondents about their gender identity for 12 years.
- Data on transgender and gender-nonconforming (TGNC) students was available in the data file, but not displayed explicitly in the report documents in an effort to protect the privacy of TGNC students, particularly those students in smaller campus environments and at schools that publicly shared their ACHA-NCHA report documents.
- We have been trying to find the right balance between protecting students' privacy and making the results accessible to campus surveyors who may not use the statistical software that would be required to extract this information directly from the data files. Until now, we've erred on the side of protecting student privacy.

II. Why change?

- The number of TGNC students in our samples has been increasing over the years. Between 2008 and 2015, the number of students identifying as TGNC was very small (less than 0.05%). We've learned over the years that gender identity is complex and fluid. To better capture this complexity, we began asking separate questions about sex at birth and gender identity in Fall 2015. Now TGNC students tend to represent 3-4% of the overall sample.
- With greater number of students identifying as TGNC on the ACHA-NCHA in recent years, we have a better opportunity to understand their needs and behaviors than we have in years past.
- A number of health disparities between TGNC students and their cisgender peers have been well documented[1], and schools need readily available access to this data in order to better address the needs of TGNC students.

III. What's different about the way we are reporting?

- First – a note about how we have been reporting ACHA-NCHA results to date. RSEX is a variable we create based on the responses to the questions on sex at birth, whether or not a student identifies as transgender, and their gender identity. The RSEX variable had allowed us to sort respondents into 4 groups for reporting purposes: male, female, non-binary, and missing. (Details about this variable can be found in all report documents.)
- The value labels for RSEX have been revised to better represent gender identity rather than sex. A value of "1" has been changed from "Male" to "Cis Men[2]." A "2" has been changed from "Female" to "Cis Women[3]." The value "3" has been changed from "non-binary" to "Transgender and Gender-Nonconforming" (TGNC), as it's a more accurate and inclusive term. The value "4" on RSEX remains "missing/unknown" and is used for students who do not answer all three questions.
- The "missing/unknown" column in the Data Report document has been replaced with a "Trans/Gender-Nonconforming" column. Because space limitations in the report prevent us from displaying all 4 categories plus a total column in the same document, it's now the "missing/unknown" column that is not displayed. Now when the Total of any given row is higher than the sum of the cis men, cis women, and TGNC respondents, the difference can be attributed to "missing/unknown" respondents that selected the response option presented in that row.
- A column for "Trans/Gender-Nonconforming" has been added the Executive Summary Report document.

IV. Important considerations with this new format

- Percentages in the Executive Summary may represent a very small number of TGNC students and can limit the generalizability of a particular finding. To assist with the interpretation of the percentages displayed in the Executive Summary, the total sample size for each group has been added to every page.
- We encourage ACHA-NCHA surveyors to carefully review their report documents, particularly among the student demographic variables, and consider students who may be inadvertently identified in the results based on a unique combination of the demographic characteristics before sharing the documents widely or publicly. This is especially true for very small schools, as well as schools that lack diversity in the student population.
- Think about the implication of working with and documenting very small samples – from the perspective of making meaningful interpretations, as well as the privacy of respondents. This is true of all demographic variables, and not limited to gender identity. You may consider a minimum cell size or another threshold by which you make decisions about making your Institutional Data Report publicly available. It is less of a concern in your Institutional Executive Summary as we only display the percentages with the overall sample size.

Questions about this report? Please reach out to Christine Kukich at Ckukich@acha.org

[1] Greathouse M, BrckaLorenz A, Hoban M, Huseman R, Rankin S, Stolzenberg EB. (2018). Queer-spectrum and trans-spectrum student experiences in American higher education: The analysis of national survey findings. New Brunswick, NJ: Tyler Clementi Center, Rutgers University.

[2] Cisgender refers to people whose gender identity matches their sex assigned at birth. Cis men is short for "cisgender men" and is a term used to describe persons who identify as men and were assigned male at birth.

[3] Cis women is short for "cisgender women" and is a term used to describe persons who identify as women and were assigned female at birth.



Frequency tables are presented for every multiple choice and select all that apply questions from the survey. The mean, median, standard deviation, minimum, and maximum values are provided for the variables that are continuous, as well as those scales within the survey that produce a score.

Space for value labels associated with each response option is limited in this document and are often abbreviated for brevity. Furthermore, response options are listed in numeric order within the frequency tables, which may differ from the way they appear to students in the survey. **Please always refer to the survey codebook rather than this report document for the exact wording of survey questions and the associated response options.**

A note about the use of sex and gender in this report:

Survey results are reported by sex based on the responses to questions 67A, 67B, and 67C. The responses to these questions are used to create a new variable called RSEX. RSEX is used for organizing results in the ACHA-NCHA report documents. Respondents are reported as cis men or cis women only when their responses to 67A, 67B, and 67C are consistent with one another. If gender identity is consistent with sex at birth AND "no" is selected for transgender, then respondents are designated as either cis men or cis women in RSEX. If respondents select "yes" for transgender OR their sex at birth is not consistent with their gender identity, then they are designated as transgender/gender non-conforming in RSEX. A respondent that selects "intersex" for sex at birth, "no" for transgender, and man or woman for gender identity are designated as cis men or cis women in RSEX. A respondent that selects "intersex" for sex at birth, "yes" for transgender, or selects a gender identity other than man or woman are designated as transgender/gender non-conforming in RSEX. A respondent that selects "another identity" on 67C is designated missing in RSEX. A respondent that skips any of the three questions is designated as missing in RSEX. Totals displayed in this report include missing responses. Please see the ACHA-NCHA III survey codebook for more information about how data on sex and gender are coded. Please note: if your data contain a small number of transgender and gender non-conforming students, we advise you to take caution in sharing this report, as these students' responses may make it possible to identify who they are.

1) How would you describe your overall health?

	Cis Men		Cis Women		Trans/Gender Non-conforming		Total	
	Freq.	Pct.	Freq.	Pct.	Freq.	Pct.	Freq.	Pct.
1 Excellent	10	18	8	7	0	0	18	9.9
2 Very good	25	46	52	48	6	38	83	45.9
3 Good	17	31	31	28	8	50	57	31.5
4 Fair	2	4	13	12	1	6	16	8.8
5 Poor	1	2	5	5	1	6	7	3.9
Valid responses =	55	30	109	60	16	9	181	95.8

Invalid responses include no response.

2A) I feel that I belong at my college/university.

	Cis Men		Cis Women		Trans/Gender Non-conforming		Total	
	Freq.	Pct.	Freq.	Pct.	Freq.	Pct.	Freq.	Pct.
1 Strongly disagree	1	2	0	0	0	0	1	0.5
2 Disagree	3	5	5	5	1	6	9	4.8
3 Somewhat disagree	4	7	10	9	1	6	15	7.9
4 Somewhat agree	8	13	34	31	3	19	45	23.8
5 Agree	30	49	44	40	6	38	81	42.9
6 Strongly agree	15	25	18	16	5	31	38	20.1
Valid responses =	61	32	111	59	16	8	189	100.0

Invalid responses include no response.

2B) I feel that students' health and well-being is a priority at my college/university.

	Cis Men		Cis Women		Trans/Gender Non-conforming		Total	
	Freq.	Pct.	Freq.	Pct.	Freq.	Pct.	Freq.	Pct.
1 Strongly disagree	2	3	4	4	0	0	6	3.2
2 Disagree	8	13	8	7	2	13	18	9.5
3 Somewhat disagree	8	13	17	15	2	13	27	14.3
4 Somewhat agree	20	33	43	39	9	56	73	38.6
5 Agree	15	25	33	30	2	13	50	26.5
6 Strongly agree	8	13	6	5	1	6	15	7.9
Valid responses =	61	32	111	59	16	8	189	100.0

Invalid responses include no response.

2C) At my college/university, I feel that the campus climate encourages free and open discussion about students' health and well-being.

	Cis Men		Cis Women		Trans/Gender Non-conforming		Total	
	Freq.	Pct.	Freq.	Pct.	Freq.	Pct.	Freq.	Pct.
1 Strongly disagree	0	0	2	2	0	0	2	1.1
2 Disagree	3	5	2	2	1	6	6	3.2
3 Somewhat disagree	5	8	18	16	2	13	25	13.2
4 Somewhat agree	22	36	30	27	7	44	59	31.2
5 Agree	23	38	47	42	5	31	76	40.2
6 Strongly agree	8	13	12	11	1	6	21	11.1
Valid responses =	61	32	111	59	16	8	189	100.0

Invalid responses include no response.



2D) At my college/university, we are a campus where we look out for each other.

	Cis Men		Cis Women		Trans/Gender Non-conforming		Total	
	Freq.	Pct.	Freq.	Pct.	Freq.	Pct.	Freq.	Pct.
1 Strongly disagree	0	0	3	3	0	0	3	1.6
2 Disagree	3	5	4	4	1	6	8	4.3
3 Somewhat disagree	10	16	15	14	2	13	27	14.4
4 Somewhat agree	19	31	45	41	7	44	72	38.3
5 Agree	20	33	38	35	3	19	61	32.4
6 Strongly agree	9	15	5	5	3	19	17	9.0
Valid responses =	61	32	110	59	16	9	188	99.5

Invalid responses include no response.

3A) How many hours do you spend in a typical week (7 days) on the following activities?

Attending classes, discussion sections, or labs

	Cis Men		Cis Women		Trans/Gender Non-conforming		Total	
	Freq.	Pct.	Freq.	Pct.	Freq.	Pct.	Freq.	Pct.
1 0 hours	0	0	0	0	0	0	0	0.0
2 1-5 hours	3	5	9	8	1	6	13	6.9
3 6-10 hours	12	20	17	15	3	19	32	16.9
4 11-15 hours	19	31	35	32	4	25	58	30.7
5 16-20 hours	16	26	28	25	5	31	50	26.5
6 21-25 hours	6	10	13	12	1	6	20	10.6
7 26-30 hours	3	5	6	5	1	6	10	5.3
8 More than 30 hours	2	3	3	3	1	6	6	3.2
Valid responses =	61	32	111	59	16	8	189	100.0

Invalid responses include no response.

3B) How many hours do you spend in a typical week (7 days) on the following activities?

Studying and other academic activities outside of class

	Cis Men		Cis Women		Trans/Gender Non-conforming		Total	
	Freq.	Pct.	Freq.	Pct.	Freq.	Pct.	Freq.	Pct.
1 0 hours	0	0	1	1	0	0	1	0.5
2 1-5 hours	9	15	10	9	2	13	21	11.2
3 6-10 hours	13	21	36	33	2	13	51	27.1
4 11-15 hours	13	21	25	23	7	44	45	23.9
5 16-20 hours	15	25	19	17	2	13	36	19.1
6 21-25 hours	5	8	9	8	1	6	16	8.5
7 26-30 hours	3	5	5	5	1	6	9	4.8
8 More than 30 hours	3	5	5	5	1	6	9	4.8
Valid responses =	61	32	110	59	16	9	188	99.5

Invalid responses include no response.

3C) How many hours do you spend in a typical week (7 days) on the following activities?

Attending cultural events, movies, concerts, sports or other entertainment with others

	Cis Men		Cis Women		Trans/Gender Non-conforming		Total	
	Freq.	Pct.	Freq.	Pct.	Freq.	Pct.	Freq.	Pct.
1 0 hours	21	34	18	16	3	19	42	22.2
2 1-5 hours	30	49	78	70	10	63	119	63.0
3 6-10 hours	9	15	13	12	3	19	25	13.2
4 11-15 hours	0	0	1	1	0	0	1	0.5
5 16-20 hours	0	0	0	0	0	0	0	0.0
6 21-25 hours	0	0	1	1	0	0	1	0.5
7 26-30 hours	0	0	0	0	0	0	0	0.0
8 More than 30 hours	1	2	0	0	0	0	1	0.5
Valid responses =	61	32	111	59	16	8	189	100.0

Invalid responses include no response.

3D) How many hours do you spend in a typical week (7 days) on the following activities?

Performing community service or volunteer activities

	Cis Men		Cis Women		Trans/Gender Non-conforming		Total	
	Freq.	Pct.	Freq.	Pct.	Freq.	Pct.	Freq.	Pct.
1 0 hours	45	74	62	56	10	63	117	62.2
2 1-5 hours	15	25	43	39	4	25	63	33.5
3 6-10 hours	1	2	4	4	2	13	7	3.7
4 11-15 hours	0	0	1	1	0	0	1	0.5
5 16-20 hours	0	0	0	0	0	0	0	0.0
6 21-25 hours	0	0	0	0	0	0	0	0.0
7 26-30 hours	0	0	0	0	0	0	0	0.0
8 More than 30 hours	0	0	0	0	0	0	0	0.0
Valid responses =	61	32	110	59	16	9	188	99.5

Invalid responses include no response.



3E) How many hours do you spend in a typical week (7 days) on the following activities?

Participating in physical exercise, team sports, recreational sports, or physically active hobbies

	Cis Men		Cis Women		Trans/Gender Non-conforming		Total	
	Freq.	Pct.	Freq.	Pct.	Freq.	Pct.	Freq.	Pct.
1 0 hours	13	21	39	35	6	38	59	31.2
2 1-5 hours	23	38	30	27	6	38	59	31.2
3 6-10 hours	15	25	20	18	2	13	37	19.6
4 11-15 hours	4	7	14	13	2	13	20	10.6
5 16-20 hours	4	7	5	5	0	0	9	4.8
6 21-25 hours	1	2	1	1	0	0	2	1.1
7 26-30 hours	0	0	1	1	0	0	1	0.5
8 More than 30 hours	1	2	1	1	0	0	2	1.1
Valid responses =	61	32	111	59	16	8	189	100.0

Invalid responses include no response.

3F) How many hours do you spend in a typical week (7 days) on the following activities?

Participating in spiritual or religious activities

	Cis Men		Cis Women		Trans/Gender Non-conforming		Total	
	Freq.	Pct.	Freq.	Pct.	Freq.	Pct.	Freq.	Pct.
1 0 hours	50	82	90	82	14	88	155	82.4
2 1-5 hours	11	18	17	16	1	6	29	15.4
3 6-10 hours	0	0	1	1	1	6	2	1.1
4 11-15 hours	0	0	2	2	0	0	2	1.1
5 16-20 hours	0	0	0	0	0	0	0	0.0
6 21-25 hours	0	0	0	0	0	0	0	0.0
7 26-30 hours	0	0	0	0	0	0	0	0.0
8 More than 30 hours	0	0	0	0	0	0	0	0.0
Valid responses =	61	32	110	59	16	9	188	99.5

Invalid responses include no response.

3G) How many hours do you spend in a typical week (7 days) on the following activities?

Participating in student clubs or organizations

	Cis Men		Cis Women		Trans/Gender Non-conforming		Total	
	Freq.	Pct.	Freq.	Pct.	Freq.	Pct.	Freq.	Pct.
1 0 hours	25	41	22	20	6	38	54	28.6
2 1-5 hours	22	36	62	56	3	19	87	46.0
3 6-10 hours	10	16	20	18	5	31	35	18.5
4 11-15 hours	2	3	6	5	1	6	9	4.8
5 16-20 hours	2	3	0	0	1	6	3	1.6
6 21-25 hours	0	0	0	0	0	0	0	0.0
7 26-30 hours	0	0	0	0	0	0	0	0.0
8 More than 30 hours	0	0	1	1	0	0	1	0.5
Valid responses =	61	32	111	59	16	8	189	100.0

Invalid responses include no response.

3H) How many hours do you spend in a typical week (7 days) on the following activities?

Socializing with friends

	Cis Men		Cis Women		Trans/Gender Non-conforming		Total	
	Freq.	Pct.	Freq.	Pct.	Freq.	Pct.	Freq.	Pct.
1 0 hours	5	8	4	4	0	0	9	4.8
2 1-5 hours	15	25	38	35	4	25	58	31.0
3 6-10 hours	18	30	35	32	9	56	62	33.2
4 11-15 hours	9	15	14	13	1	6	24	12.8
5 16-20 hours	8	13	10	9	0	0	18	9.6
6 21-25 hours	3	5	2	2	2	13	7	3.7
7 26-30 hours	0	0	2	2	0	0	2	1.1
8 More than 30 hours	3	5	4	4	0	0	7	3.7
Valid responses =	61	33	109	58	16	9	187	98.9

Invalid responses include no response.

3I) How many hours do you spend in a typical week (7 days) on the following activities?

Partying

	Cis Men		Cis Women		Trans/Gender Non-conforming		Total	
	Freq.	Pct.	Freq.	Pct.	Freq.	Pct.	Freq.	Pct.
1 0 hours	36	61	67	61	11	69	115	61.8
2 1-5 hours	20	34	34	31	4	25	58	31.2
3 6-10 hours	3	5	6	6	1	6	10	5.4
4 11-15 hours	0	0	0	0	0	0	0	0.0
5 16-20 hours	0	0	2	2	0	0	2	1.1
6 21-25 hours	0	0	0	0	0	0	0	0.0
7 26-30 hours	0	0	1	1	0	0	1	0.5
8 More than 30 hours	0	0	0	0	0	0	0	0.0
Valid responses =	59	32	110	59	16	9	186	98.4

Invalid responses include no response.



3J) How many hours do you spend in a typical week (7 days) on the following activities?

Spending time with family

	Cis Men		Cis Women		Trans/Gender Non-conforming		Total	
	Freq.	Pct.	Freq.	Pct.	Freq.	Pct.	Freq.	Pct.
1 0 hours	33	54	58	52	8	50	99	52.4
2 1-5 hours	22	36	42	38	7	44	72	38.1
3 6-10 hours	5	8	6	5	1	6	12	6.3
4 11-15 hours	0	0	3	3	0	0	3	1.6
5 16-20 hours	1	2	2	2	0	0	3	1.6
6 21-25 hours	0	0	0	0	0	0	0	0.0
7 26-30 hours	0	0	0	0	0	0	0	0.0
8 More than 30 hours	0	0	0	0	0	0	0	0.0
Valid responses =	61	32	111	59	16	8	189	100.0

Invalid responses include no response.

3K) How many hours do you spend in a typical week (7 days) on the following activities?

Watching TV, streaming movies/TV, or other media for entertainment

	Cis Men		Cis Women		Trans/Gender Non-conforming		Total	
	Freq.	Pct.	Freq.	Pct.	Freq.	Pct.	Freq.	Pct.
1 0 hours	8	13	12	11	0	0	20	10.6
2 1-5 hours	27	44	50	45	6	38	83	43.9
3 6-10 hours	12	20	27	24	4	25	44	23.3
4 11-15 hours	7	12	12	11	3	19	22	11.6
5 16-20 hours	4	7	6	5	1	6	11	5.8
6 21-25 hours	1	2	2	2	1	6	4	2.1
7 26-30 hours	0	0	1	1	1	6	2	1.1
8 More than 30 hours	2	3	1	1	0	0	3	1.6
Valid responses =	61	32	111	59	16	8	189	100.0

Invalid responses include no response.

3L) How many hours do you spend in a typical week (7 days) on the following activities?

Gaming

	Cis Men		Cis Women		Trans/Gender Non-conforming		Total	
	Freq.	Pct.	Freq.	Pct.	Freq.	Pct.	Freq.	Pct.
1 0 hours	18	30	92	84	8	50	118	62.8
2 1-5 hours	26	43	11	10	4	25	42	22.3
3 6-10 hours	5	8	5	5	2	13	12	6.4
4 11-15 hours	6	10	2	2	2	13	10	5.3
5 16-20 hours	3	5	0	0	0	0	3	1.6
6 21-25 hours	0	0	0	0	0	0	0	0.0
7 26-30 hours	0	0	0	0	0	0	0	0.0
8 More than 30 hours	3	5	0	0	0	0	3	1.6
Valid responses =	61	32	110	59	16	9	188	99.5

Invalid responses include no response.

3M) How many hours do you spend in a typical week (7 days) on the following activities?

Using social media

	Cis Men		Cis Women		Trans/Gender Non-conforming		Total	
	Freq.	Pct.	Freq.	Pct.	Freq.	Pct.	Freq.	Pct.
1 0 hours	8	13	5	5	1	6	14	7.5
2 1-5 hours	22	36	47	43	3	19	72	38.5
3 6-10 hours	12	20	32	29	6	38	50	26.7
4 11-15 hours	12	20	12	11	3	19	28	15.0
5 16-20 hours	2	3	10	9	2	13	14	7.5
6 21-25 hours	4	7	2	2	0	0	6	3.2
7 26-30 hours	0	0	0	0	1	6	1	0.5
8 More than 30 hours	1	2	1	1	0	0	2	1.1
Valid responses =	61	33	109	58	16	9	187	98.9

Invalid responses include no response.

3N) How many hours do you spend in a typical week (7 days) on the following activities?

Commuting to school and/or to work

	Cis Men		Cis Women		Trans/Gender Non-conforming		Total	
	Freq.	Pct.	Freq.	Pct.	Freq.	Pct.	Freq.	Pct.
1 0 hours	32	53	54	49	7	44	94	49.7
2 1-5 hours	29	48	51	46	8	50	88	46.6
3 6-10 hours	0	0	5	5	1	6	6	3.2
4 11-15 hours	0	0	1	1	0	0	1	0.5
5 16-20 hours	0	0	0	0	0	0	0	0.0
6 21-25 hours	0	0	0	0	0	0	0	0.0
7 26-30 hours	0	0	0	0	0	0	0	0.0
8 More than 30 hours	0	0	0	0	0	0	0	0.0
Valid responses =	61	32	111	59	16	8	189	100.0

Invalid responses include no response.



3O) How many hours do you spend in a typical week (7 days) on the following activities?

Working for pay

	Cis Men		Cis Women		Trans/Gender Non-conforming		Total	
	Freq.	Pct.	Freq.	Pct.	Freq.	Pct.	Freq.	Pct.
1 0 hours	45	74	55	50	7	44	108	57.1
2 1-5 hours	7	12	21	19	2	13	30	15.9
3 6-10 hours	5	8	12	11	4	25	21	11.1
4 11-15 hours	1	2	16	14	3	19	20	10.6
5 16-20 hours	2	3	7	6	0	0	9	4.8
6 21-25 hours	0	0	0	0	0	0	0	0.0
7 26-30 hours	0	0	0	0	0	0	0	0.0
8 More than 30 hours	1	2	0	0	0	0	1	0.5
Valid responses =	61	32	111	59	16	8	189	100.0

Invalid responses include no response.

3P) How many hours do you spend in a typical week (7 days) on the following activities?

Participating in meditation or meditative activities

	Cis Men		Cis Women		Trans/Gender Non-conforming		Total	
	Freq.	Pct.	Freq.	Pct.	Freq.	Pct.	Freq.	Pct.
1 0 hours	51	84	92	84	12	75	156	83.0
2 1-5 hours	10	16	16	15	3	19	29	15.4
3 6-10 hours	0	0	2	2	1	6	3	1.6
4 11-15 hours	0	0	0	0	0	0	0	0.0
5 16-20 hours	0	0	0	0	0	0	0	0.0
6 21-25 hours	0	0	0	0	0	0	0	0.0
7 26-30 hours	0	0	0	0	0	0	0	0.0
8 More than 30 hours	0	0	0	0	0	0	0	0.0
Valid responses =	61	32	110	59	16	9	188	99.5

Invalid responses include no response.

3Q) How many hours do you spend in a typical week (7 days) on the following activities?

Performing unpaid household responsibilities

	Cis Men		Cis Women		Trans/Gender Non-conforming		Total	
	Freq.	Pct.	Freq.	Pct.	Freq.	Pct.	Freq.	Pct.
1 0 hours	29	48	45	41	7	44	82	43.4
2 1-5 hours	26	43	56	51	7	44	89	47.1
3 6-10 hours	5	8	9	8	2	13	16	8.5
4 11-15 hours	1	2	1	1	0	0	2	1.1
5 16-20 hours	0	0	0	0	0	0	0	0.0
6 21-25 hours	0	0	0	0	0	0	0	0.0
7 26-30 hours	0	0	0	0	0	0	0	0.0
8 More than 30 hours	0	0	0	0	0	0	0	0.0
Valid responses =	61	32	111	59	16	8	189	100.0

Invalid responses include no response.

3R) How many hours do you spend in a typical week (7 days) on the following activities?

Taking care of children or other family members (unpaid)

	Cis Men		Cis Women		Trans/Gender Non-conforming		Total	
	Freq.	Pct.	Freq.	Pct.	Freq.	Pct.	Freq.	Pct.
1 0 hours	60	98	106	96	16	100	183	96.8
2 1-5 hours	1	2	3	3	0	0	4	2.1
3 6-10 hours	0	0	2	2	0	0	2	1.1
4 11-15 hours	0	0	0	0	0	0	0	0.0
5 16-20 hours	0	0	0	0	0	0	0	0.0
6 21-25 hours	0	0	0	0	0	0	0	0.0
7 26-30 hours	0	0	0	0	0	0	0	0.0
8 More than 30 hours	0	0	0	0	0	0	0	0.0
Valid responses =	61	32	111	59	16	8	189	100.0

Invalid responses include no response.

4) How do you describe your weight?

	Cis Men		Cis Women		Trans/Gender Non-conforming		Total	
	Freq.	Pct.	Freq.	Pct.	Freq.	Pct.	Freq.	Pct.
1 Very underweight	0	0	0	0	0	0	0	0.0
2 Slightly underweight	10	16	8	7	0	0	18	9.5
3 About the right weight	35	57	71	64	8	50	114	60.3
4 Slightly overweight	14	23	28	25	5	31	47	24.9
5 Very overweight	2	3	4	4	3	19	10	5.3
Valid responses =	61	32	111	59	16	8	189	100.0

Invalid responses include no response.



5) Are you trying to do any of the following about your weight?

	Cis Men		Cis Women		Trans/Gender Non-conforming		Total	
	Freq.	Pct.	Freq.	Pct.	Freq.	Pct.	Freq.	Pct.
1 Not trying anything about my weight	16	26	28	25	1	6	46	24.3
2 Stay the same weight	12	20	20	18	7	44	39	20.6
3 Lose weight	20	33	61	55	8	50	89	47.1
4 Gain weight	13	21	2	2	0	0	15	7.9
Valid responses =	61	32	111	59	16	8	189	100.0

Invalid responses include no response.

6) In the last 7 days, how many (total) minutes did you spend doing moderate physical activity?

Examples: brisk walking, dancing, or household chores.

	Cis Men		Cis Women		Trans/Gender Non-conforming		Total	
	Freq.	Pct.	Freq.	Pct.	Freq.	Pct.	Freq.	Pct.
0 0 Minutes	1	2	4	4	0	0	5	2.7
1 1 to 149 Minutes	28	46	55	51	8	53	92	49.5
2 150 to 299 Minutes	21	34	16	15	4	27	41	22.0
3 300 or More Minutes	11	18	34	31	3	20	48	25.8
Valid responses =	61	33	109	59	15	8	186	98.4

Invalid responses include no response.

	Mean	Median	Std Dev	Min	Max
Cis Men	184.25	180.00	150.12	0	800
Cis Women	220.37	120.00	236.28	0	1440
Trans/Gender Non-conforming	163.67	120.00	131.67	30	470
Overall	202.84	125.00	204.5	0	1440

7) In the last 7 days, how many (total) minutes did you spend doing vigorous physical activity?

Examples: running, swimming laps, or hiking.

	Cis Men		Cis Women		Trans/Gender Non-conforming		Total	
	Freq.	Pct.	Freq.	Pct.	Freq.	Pct.	Freq.	Pct.
0 0 Minutes	13	21	43	39	5	31	62	33.2
1 1 to 74 Minutes	14	23	23	21	2	13	39	20.9
2 75 to 149 Minutes	7	12	12	11	3	19	22	11.8
3 150 or More Minutes	27	44	31	28	6	38	64	34.2
Valid responses =	61	33	109	58	16	9	187	98.9

Invalid responses include no response.

	Mean	Median	Std Dev	Min	Max
Cis Men	194.02	110.00	211.23	0	750
Cis Women	126.48	30.00	202.32	0	1200
Trans/Gender Non-conforming	147.50	95.00	186.6	0	720
Overall	149.63	60.00	205.06	0	1200

8) In the last 7 days, on how many days did you do exercises to strengthen or tone your muscles?

Examples: push ups, sit ups, or weightlifting/training.

	Cis Men		Cis Women		Trans/Gender Non-conforming		Total	
	Freq.	Pct.	Freq.	Pct.	Freq.	Pct.	Freq.	Pct.
0 0 days	18	30	48	43	7	44	74	39.2
1 1 day	5	8	15	14	2	13	22	11.6
2 2 days	7	12	18	16	4	25	29	15.3
3 3 days	7	12	12	11	1	6	20	10.6
4 4 days	5	8	8	7	2	13	15	7.9
5 5 days	7	12	4	4	0	0	11	5.8
6 6 days	8	13	4	4	0	0	12	6.3
7 7 days	4	7	2	2	0	0	6	3.2
Valid responses =	61	32	111	59	16	8	189	100.0

Invalid responses include no response.



9A) In the last 7 days, how many servings of sugar-sweetened beverages did you drink on average per day?

One serving is 12 oz of soda; 8 oz of sugar-sweetened, flavored water or sports drink; 6 oz of sugar-sweetened coffee, tea, or juice.
If you do not drink sugar-sweetened beverages, please enter 0.

Table with columns: Cis Men (Freq., Pct.), Cis Women (Freq., Pct.), Trans/Gender Non-conforming (Freq., Pct.), Total (Freq., Pct.). Rows: 1 0 servings, 2 1 serving, 3 2 servings, 4 3 servings, 5 4 servings, 6 5 servings, 7 6 servings, 8 7 servings, 9 8 servings, 10 9 or more servings, Valid responses =.

Invalid responses include no response.

Summary statistics table with columns: Mean, Median, Std Dev, Min, Max. Rows: Cis Men, Cis Women, Trans/Gender Non-conforming, Overall.

9B) In the past 30 days, on how many days did you drink energy drinks or energy shots?

(for example: Red Bull, Monster, Full Throttle, 5 Hour Energy, Rockstar Energy Shot, or Full Throttle Energy Shot, etc.)

Table with columns: Cis Men (Freq., Pct.), Cis Women (Freq., Pct.), Trans/Gender Non-conforming (Freq., Pct.), Total (Freq., Pct.). Rows: 1 0 days, 2 1-2 days, 3 3-4 days, 4 5-10 days, 5 11-15 days, 6 16-20 days, 7 21-25 days, 8 26-30 days, Valid responses =.

Invalid responses include no response.

Summary statistics table with columns: Mean, Median, Std Dev, Min, Max. Rows: Cis Men, Cis Women, Trans/Gender Non-conforming, Overall.

10) In the last 7 days, how many servings of fruit did you eat on average per day?

One serving is a medium piece of fresh fruit; 1/2 cup of fresh, frozen, or canned fruit; 1/4 cup of dried fruit; or 3/4 cup of 100% fresh fruit juice

Table with columns: Cis Men (Freq., Pct.), Cis Women (Freq., Pct.), Trans/Gender Non-conforming (Freq., Pct.), Total (Freq., Pct.). Rows: 1 0 servings per day, 2 1-2 servings per day, 3 3-4 servings per day, 4 5-6 servings per day, 5 More than 6 servings per day, Valid responses =.

Invalid responses include no response.

11) In the last 7 days, how many servings of vegetables did you eat on average per day?

One serving is 1/2 cup of fresh, frozen, or canned vegetables; 3/4 cup 100% vegetable juice; or 1 cup salad greens)

Table with columns: Cis Men (Freq., Pct.), Cis Women (Freq., Pct.), Trans/Gender Non-conforming (Freq., Pct.), Total (Freq., Pct.). Rows: 1 0 servings per day, 2 1-2 servings per day, 3 3-4 servings per day, 4 5-6 servings per day, 5 More than 6 servings per day, Valid responses =.

Invalid responses include no response.



AMERICAN COLLEGE HEALTH ASSOCIATION

American College Health Association-National College Health Assessment (ACHA-NCHA III)

Institutional Data Report - Spring 2022

American College Health Association

8455 Colesville Road, Suite 740

Silver Spring, MD 20910

(410) 859-1500

www.acha.org

UNIVERSITY OF ROCHESTER UNDERGRADUATE

April 27, 2022

FREQUENCY REPORT

Number of Surveys (n) = 189 Web Surveys

12A) For the following statements, please say whether the statement was often true, sometimes true, or never true for you in the last 30 days.

The food that I bought just didn't last, and I didn't have money to get more

	Cis Men		Cis Women		Trans/Gender Non-conforming		Total	
	Freq.	Pct.	Freq.	Pct.	Freq.	Pct.	Freq.	Pct.
0 Never True	41	67	67	60	8	50	117	61.9
1 Sometimes True	16	26	35	32	6	38	57	30.2
2 Often True	4	7	9	8	2	13	15	7.9
Valid responses =	61	32	111	59	16	8	189	100.0

Invalid responses include no response.

12B) For the following statements, please say whether the statement was often true, sometimes true, or never true for you in the last 30 days.

I couldn't afford to eat balanced meals.

	Cis Men		Cis Women		Trans/Gender Non-conforming		Total	
	Freq.	Pct.	Freq.	Pct.	Freq.	Pct.	Freq.	Pct.
0 Never True	47	77	65	59	7	44	120	63.5
1 Sometimes True	8	13	35	32	4	25	47	24.9
2 Often True	6	10	11	10	5	31	22	11.6
Valid responses =	61	32	111	59	16	8	189	100.0

Invalid responses include no response.

12C) In the last 30 days, did you ever cut the size of your meals or skip meals because there wasn't enough money for food?

	Cis Men		Cis Women		Trans/Gender Non-conforming		Total	
	Freq.	Pct.	Freq.	Pct.	Freq.	Pct.	Freq.	Pct.
0 No	50	82	78	70	10	63	139	73.5
1 Only 1 or 2 days	5	8	10	9	0	0	15	7.9
2 Yes, some days, but not every day	4	7	20	18	6	38	30	15.9
3 Yes, almost every day	2	3	3	3	0	0	5	2.6
Valid responses =	61	32	111	59	16	8	189	100.0

Invalid responses include no response.

12D) In the last 30 days, did you ever eat less than you felt you should because there wasn't enough money for food?

	Cis Men		Cis Women		Trans/Gender Non-conforming		Total	
	Freq.	Pct.	Freq.	Pct.	Freq.	Pct.	Freq.	Pct.
0 No	54	89	89	80	11	69	155	82.0
1 Yes	7	12	22	20	5	31	34	18.0
Valid responses =	61	32	111	59	16	8	189	100.0

Invalid responses include no response.

12E) In the last 30 days, were you ever hungry but didn't eat because there wasn't enough money for food?

	Cis Men		Cis Women		Trans/Gender Non-conforming		Total	
	Freq.	Pct.	Freq.	Pct.	Freq.	Pct.	Freq.	Pct.
0 No	55	90	95	86	13	81	164	86.8
1 Yes	6	10	16	14	3	19	25	13.2
Valid responses =	61	32	111	59	16	8	189	100.0

Invalid responses include no response.

13) How long does it usually take for you to fall asleep at night once you close your eyes?

	Cis Men		Cis Women		Trans/Gender Non-conforming		Total	
	Freq.	Pct.	Freq.	Pct.	Freq.	Pct.	Freq.	Pct.
1 Under 5 minutes	2	3	7	6	4	25	13	6.9
2 5-15 minutes	18	30	30	27	6	38	54	28.6
3 16-30 minutes	26	43	29	26	2	13	57	30.2
4 31 minutes - 1 hour	11	18	26	23	2	13	40	21.2
5 over 1 hour	4	7	19	17	2	13	25	13.2
Valid responses =	61	32	111	59	16	8	189	100.0

Invalid responses include no response.

14) Over the last 2 weeks, what is the average amount of sleep you have gotten on a weeknight (excluding naps)? (Please select the response closest to your answer)

	Cis Men		Cis Women		Trans/Gender Non-conforming		Total	
	Freq.	Pct.	Freq.	Pct.	Freq.	Pct.	Freq.	Pct.
1 Less than 4 hours	1	2	3	3	0	0	4	2.1
2 4 hours	2	3	9	8	0	0	11	5.8
3 5 hours	6	10	23	21	2	13	31	16.4
4 6 hours	15	25	26	23	4	25	45	23.8
5 7 hours	28	46	29	26	7	44	65	34.4
6 8 hours	5	8	15	14	3	19	23	12.2
7 9 hours	3	5	5	5	0	0	8	4.2
8 10 or more hours	1	2	1	1	0	0	2	1.1
Valid responses =	61	32	111	59	16	8	189	100.0

Invalid responses include no response.



15) Over the last 2 weeks, what is the average amount of sleep you have gotten on a weekend night (excluding naps)? (Please select the response closest to your answer)

	Cis Men		Cis Women		Trans/Gender Non-conforming		Total	
	Freq.	Pct.	Freq.	Pct.	Freq.	Pct.	Freq.	Pct.
1 Less than 4 hours	0	0	1	1	0	0	1	0.5
2 4 hours	1	2	1	1	1	6	3	1.6
3 5 hours	0	0	4	4	0	0	4	2.1
4 6 hours	6	10	20	18	1	6	27	14.3
5 7 hours	8	13	27	24	3	19	38	20.1
6 8 hours	20	33	34	31	3	19	58	30.7
7 9 hours	19	31	10	9	7	44	36	19.0
8 10 or more hours	7	12	14	13	1	6	22	11.6
Valid responses =	61	32	111	59	16	8	189	100.0

Invalid responses include no response.

16A) On how many of the last 7 days did you: Wake up too early in the morning and couldn't get back to sleep?

	Cis Men		Cis Women		Trans/Gender Non-conforming		Total	
	Freq.	Pct.	Freq.	Pct.	Freq.	Pct.	Freq.	Pct.
1 0 days	35	57	55	50	8	50	98	51.9
2 1 day	10	16	12	11	2	13	25	13.2
3 2 days	12	20	19	17	2	13	33	17.5
4 3 days	1	2	10	9	1	6	12	6.3
5 4 days	0	0	9	8	0	0	9	4.8
6 5 days	2	3	5	5	0	0	7	3.7
7 6 days	0	0	1	1	1	6	2	1.1
8 7 days	1	2	0	0	2	13	3	1.6
Valid responses =	61	32	111	59	16	8	189	100.0

Invalid responses include no response.

16B) On how many of the last 7 days did you: Feel tired or sleepy during the day?

	Cis Men		Cis Women		Trans/Gender Non-conforming		Total	
	Freq.	Pct.	Freq.	Pct.	Freq.	Pct.	Freq.	Pct.
1 0 days	0	0	3	3	1	6	4	2.1
2 1 day	4	7	7	6	1	6	12	6.3
3 2 days	14	23	8	7	1	6	23	12.2
4 3 days	15	25	9	8	2	13	26	13.8
5 4 days	7	12	19	17	2	13	28	14.8
6 5 days	7	12	14	13	3	19	25	13.2
7 6 days	2	3	8	7	0	0	10	5.3
8 7 days	12	20	43	39	6	38	61	32.3
Valid responses =	61	32	111	59	16	8	189	100.0

Invalid responses include no response.

16C) On how many of the last 7 days did you: Have an extremely hard time falling asleep?

	Cis Men		Cis Women		Trans/Gender Non-conforming		Total	
	Freq.	Pct.	Freq.	Pct.	Freq.	Pct.	Freq.	Pct.
1 0 days	17	28	25	23	6	38	48	25.4
2 1 day	14	23	25	23	7	44	46	24.3
3 2 days	11	18	18	16	0	0	30	15.9
4 3 days	8	13	11	10	0	0	19	10.1
5 4 days	3	5	5	5	1	6	9	4.8
6 5 days	1	2	8	7	0	0	9	4.8
7 6 days	1	2	4	4	0	0	5	2.6
8 7 days	6	10	15	14	2	13	23	12.2
Valid responses =	61	32	111	59	16	8	189	100.0

Invalid responses include no response.

16D) On how many of the last 7 days did you: Get enough sleep so that you felt rested?

	Cis Men		Cis Women		Trans/Gender Non-conforming		Total	
	Freq.	Pct.	Freq.	Pct.	Freq.	Pct.	Freq.	Pct.
1 0 days	9	15	29	26	4	25	42	22.2
2 1 day	12	20	24	22	1	6	38	20.1
3 2 days	11	18	27	24	2	13	40	21.2
4 3 days	10	16	10	9	3	19	23	12.2
5 4 days	9	15	9	8	3	19	21	11.1
6 5 days	5	8	8	7	1	6	14	7.4
7 6 days	3	5	3	3	2	13	8	4.2
8 7 days	2	3	1	1	0	0	3	1.6
Valid responses =	61	32	111	59	16	8	189	100.0

Invalid responses include no response.



16E) On how many of the last 7 days did you: Take a nap?

	Cis Men		Cis Women		Trans/Gender Non-conforming		Total	
	Freq.	Pct.	Freq.	Pct.	Freq.	Pct.	Freq.	Pct.
1 0 days	26	43	43	39	8	50	77	40.7
2 1 day	8	13	22	20	3	19	33	17.5
3 2 days	9	15	14	13	2	13	26	13.8
4 3 days	7	12	15	14	1	6	23	12.2
5 4 days	5	8	4	4	0	0	9	4.8
6 5 days	3	5	5	5	0	0	8	4.2
7 6 days	1	2	3	3	2	13	6	3.2
8 7 days	2	3	5	5	0	0	7	3.7
Valid responses =	61	32	111	59	16	8	189	100.0

Invalid responses include no response.

16F) On average, how long are your naps? (only includes students who napped 1-7 days)

	Cis Men		Cis Women		Trans/Gender Non-conforming		Total	
	Freq.	Pct.	Freq.	Pct.	Freq.	Pct.	Freq.	Pct.
1 Less than 30 minutes	10	29	11	16	2	25	23	20.5
2 Between 30 and 59 minutes	12	34	34	50	4	50	51	45.5
3 Between 60 and 119 minutes	11	31	16	24	2	25	29	25.9
4 2 hours or more	2	6	7	10	0	0	9	8.0
Valid responses =	35	31	68	61	8	7	112	59.3

Invalid responses include no response.

17A) Within the last 12 months, how often did you: Wear a helmet when you rode a bicycle?

	Cis Men		Cis Women		Trans/Gender Non-conforming		Total	
	Freq.	Pct.	Freq.	Pct.	Freq.	Pct.	Freq.	Pct.
1 Did not do this activity	39	64	73	66	9	56	122	64.6
2 Never	7	12	8	7	5	31	20	10.6
3 Rarely	1	2	5	5	0	0	6	3.2
4 Sometimes	2	3	8	7	2	13	12	6.3
5 Most of the time	3	5	5	5	0	0	8	4.2
6 Always	9	15	12	11	0	0	21	11.1
Valid responses =	61	32	111	59	16	8	189	100.0

Invalid responses include no response.

17B) Within the last 12 months, how often did you: Wear a helmet when you rode a motorcycle/motor scooter?

	Cis Men		Cis Women		Trans/Gender Non-conforming		Total	
	Freq.	Pct.	Freq.	Pct.	Freq.	Pct.	Freq.	Pct.
1 Did not do this activity	54	89	105	95	15	94	174	92.1
2 Never	2	3	1	1	1	6	4	2.1
3 Rarely	0	0	0	0	0	0	0	0.0
4 Sometimes	0	0	0	0	0	0	0	0.0
5 Most of the time	2	3	1	1	0	0	3	1.6
6 Always	3	5	4	4	0	0	8	4.2
Valid responses =	61	32	111	59	16	8	189	100.0

Invalid responses include no response.

17C) Within the last 12 months, how often did you: Wear a helmet when you were skateboarding?

	Cis Men		Cis Women		Trans/Gender Non-conforming		Total	
	Freq.	Pct.	Freq.	Pct.	Freq.	Pct.	Freq.	Pct.
1 Did not do this activity	49	80	100	90	11	69	161	85.2
2 Never	6	10	4	4	5	31	15	7.9
3 Rarely	1	2	1	1	0	0	2	1.1
4 Sometimes	1	2	1	1	0	0	2	1.1
5 Most of the time	3	5	1	1	0	0	4	2.1
6 Always	1	2	4	4	0	0	5	2.6
Valid responses =	61	32	111	59	16	8	189	100.0

Invalid responses include no response.

18A) When, if ever, was the last time you drove a car or other vehicle?

	Cis Men		Cis Women		Trans/Gender Non-conforming		Total	
	Freq.	Pct.	Freq.	Pct.	Freq.	Pct.	Freq.	Pct.
1 Never	7	12	13	12	4	25	24	12.7
2 Within the last 2 weeks	34	56	50	45	8	50	93	49.2
3 More than 2 weeks but within 30 days	3	5	7	6	1	6	11	5.8
4 More than 30 days but within 3 months	3	5	22	20	2	13	27	14.3
5 More than 3 months but within 12 months	11	18	13	12	1	6	25	13.2
6 More than 12 months ago	3	5	6	5	0	0	9	4.8
Valid responses =	61	32	111	59	16	8	189	100.0

Invalid responses include no response.



18B) Within the last 2 weeks, on how many days did you drive a car or other vehicle? (only includes students that drove in the last 2 weeks)

	Cis Men		Cis Women		Trans/Gender Non-conforming		Total	
	Freq.	Pct.	Freq.	Pct.	Freq.	Pct.	Freq.	Pct.
0 0 Days	0	0	0	0	0	0	0	0.0
1 1 to 4 Days	14	41	17	34	2	25	34	36.6
2 5 to 10 Days	15	44	23	46	6	75	44	47.3
3 11 to 14 Days	5	15	10	20	0	0	15	16.1
Valid responses =	34	37	50	54	8	9	93	49.2

Invalid responses include no response.

	Mean	Median	Std Dev	Min	Max
Cis Men	6.18	5.00	3.99	1	14
Cis Women	6.28	5.00	4.29	1	14
Trans/Gender Non-conforming	5.63	5.00	2.33	3	10
Overall	6.15	5.00	4.01	1	14

18C) Within the last 2 weeks, on how many days did you manually operate a device to text, email, video chat, or use the internet or apps while driving a car or other vehicle?

	Cis Men		Cis Women		Trans/Gender Non-conforming		Total	
	Freq.	Pct.	Freq.	Pct.	Freq.	Pct.	Freq.	Pct.
0 0 Days	17	50	27	54	6	75	51	54.8
1 1 to 4 Days	10	29	12	24	0	0	22	23.7
2 5 to 10 Days	5	15	8	16	2	25	15	16.1
3 11 to 14 Days	2	6	3	6	0	0	5	5.4
Valid responses =	34	37	50	54	8	9	93	49.2

Invalid responses include no response.

	Mean	Median	Std Dev	Min	Max
Cis Men	2.32	1.00	3.76	0	14
Cis Women	2.36	0.00	3.82	0	14
Trans/Gender Non-conforming	1.88	0.00	3.72	0	10
Overall	2.28	0.00	3.74	0	14

18D) Within the last 12 months, how many times have you been involved in an accident when you drove a car or other vehicle?

	Cis Men		Cis Women		Trans/Gender Non-conforming		Total	
	Freq.	Pct.	Freq.	Pct.	Freq.	Pct.	Freq.	Pct.
1 No accidents	47	92	83	90	11	92	142	91.0
2 One accident	4	8	8	9	1	8	13	8.3
3 Two accidents	0	0	0	0	0	0	0	0.0
4 Three or more accidents	0	0	1	1	0	0	1	0.6
Valid responses =	51	33	92	59	12	8	156	82.5

Invalid responses include no response.

19A) Within the last 12 months, did you experience any of the following in an intimate (coupled/partnered) relationship? A partner called me names, insulted me, or put me down to make me feel bad.

	Cis Men		Cis Women		Trans/Gender Non-conforming		Total	
	Freq.	Pct.	Freq.	Pct.	Freq.	Pct.	Freq.	Pct.
1 No	57	93	99	89	12	80	169	89.9
2 Yes	4	7	12	11	3	20	19	10.1
Valid responses =	61	32	111	59	15	8	188	99.5

Invalid responses include no response.

19B) Within the last 12 months, did you experience any of the following in an intimate (coupled/partnered) relationship? A partner often insisted on knowing who I was with and where I was or tried to limit my contact with family or friends.

	Cis Men		Cis Women		Trans/Gender Non-conforming		Total	
	Freq.	Pct.	Freq.	Pct.	Freq.	Pct.	Freq.	Pct.
1 No	58	95	102	92	13	87	174	92.6
2 Yes	3	5	9	8	2	13	14	7.4
Valid responses =	61	32	111	59	15	8	188	99.5

Invalid responses include no response.

19C) Within the last 12 months, did you experience any of the following in an intimate (coupled/partnered) relationship? A partner pushed, grabbed, shoved, slapped, kicked, bit, choked, or hit me without my consent.

	Cis Men		Cis Women		Trans/Gender Non-conforming		Total	
	Freq.	Pct.	Freq.	Pct.	Freq.	Pct.	Freq.	Pct.
1 No	60	98	105	95	13	87	179	95.2
2 Yes	1	2	6	5	2	13	9	4.8
Valid responses =	61	32	111	59	15	8	188	99.5

Invalid responses include no response.



19D) Within the last 12 months, did you experience any of the following in an intimate (coupled/partnered) relationship?

A partner forced me into unwanted sexual contact by holding me down or hurting me in some way.

	Cis Men		Cis Women		Trans/Gender Non-conforming		Total	
	Freq.	Pct.	Freq.	Pct.	Freq.	Pct.	Freq.	Pct.
1 No	60	98	110	99	13	87	184	97.9
2 Yes	1	2	1	1	2	13	4	2.1
Valid responses =	61	32	111	59	15	8	188	99.5

Invalid responses include no response.

19E) Within the last 12 months, did you experience any of the following in an intimate (coupled/partnered) relationship?

A partner pressured me into unwanted sexual contact by threatening me, coercing me, or using alcohol or other drugs.

	Cis Men		Cis Women		Trans/Gender Non-conforming		Total	
	Freq.	Pct.	Freq.	Pct.	Freq.	Pct.	Freq.	Pct.
1 No	60	98	106	96	14	93	181	96.8
2 Yes	1	2	4	4	1	7	6	3.2
Valid responses =	61	33	110	59	15	8	187	98.9

Invalid responses include no response.

20A) Within the last 12 months, did you experience any of the following? Do not include intimate relationships.

I was in a physical fight.

	Cis Men		Cis Women		Trans/Gender Non-conforming		Total	
	Freq.	Pct.	Freq.	Pct.	Freq.	Pct.	Freq.	Pct.
1 No	59	98	110	99	15	94	185	98.4
2 Yes	1	2	1	1	1	6	3	1.6
Valid responses =	60	32	111	59	16	9	188	99.5

Invalid responses include no response.

20B) Within the last 12 months, did you experience any of the following? Do not include intimate relationships.

I was physically assaulted (do not include sexual assault).

	Cis Men		Cis Women		Trans/Gender Non-conforming		Total	
	Freq.	Pct.	Freq.	Pct.	Freq.	Pct.	Freq.	Pct.
1 No	59	97	110	99	14	88	184	97.4
2 Yes	2	3	1	1	2	13	5	2.6
Valid responses =	61	32	111	59	16	8	189	100.0

Invalid responses include no response.

20C) Within the last 12 months, did you experience any of the following? Do not include intimate relationships.

I was verbally threatened.

	Cis Men		Cis Women		Trans/Gender Non-conforming		Total	
	Freq.	Pct.	Freq.	Pct.	Freq.	Pct.	Freq.	Pct.
1 No	53	87	103	93	12	75	169	89.4
2 Yes	8	13	8	7	4	25	20	10.6
Valid responses =	61	32	111	59	16	8	189	100.0

Invalid responses include no response.

20D) Within the last 12 months, did you experience any of the following? Do not include intimate relationships.

I was sexually touched without my consent.

	Cis Men		Cis Women		Trans/Gender Non-conforming		Total	
	Freq.	Pct.	Freq.	Pct.	Freq.	Pct.	Freq.	Pct.
1 No	60	98	100	90	14	88	175	92.6
2 Yes	1	2	11	10	2	13	14	7.4
Valid responses =	61	32	111	59	16	8	189	100.0

Invalid responses include no response.

20E) Within the last 12 months, did you experience any of the following? Do not include intimate relationships.

Sexual penetration (vaginal, anal, oral) was attempted on me without my consent.

	Cis Men		Cis Women		Trans/Gender Non-conforming		Total	
	Freq.	Pct.	Freq.	Pct.	Freq.	Pct.	Freq.	Pct.
1 No	61	100	108	97	14	88	184	97.4
2 Yes	0	0	3	3	2	13	5	2.6
Valid responses =	61	32	111	59	16	8	189	100.0

Invalid responses include no response.

20F) Within the last 12 months, did you experience any of the following? Do not include intimate relationships.

I was sexually penetrated (vaginal, anal, oral), or made to penetrate someone without my consent.

	Cis Men		Cis Women		Trans/Gender Non-conforming		Total	
	Freq.	Pct.	Freq.	Pct.	Freq.	Pct.	Freq.	Pct.
1 No	61	100	109	98	14	88	185	97.9
2 Yes	0	0	2	2	2	13	4	2.1
Valid responses =	61	32	111	59	16	8	189	100.0

Invalid responses include no response.



20G) Within the last 12 months, did you experience any of the following? Do not include intimate relationships.

I was a victim of stalking (for example: waiting for me outside my classroom, residence, or office; or repeated emails/phone calls).

	Cis Men		Cis Women		Trans/Gender Non-conforming		Total	
	Freq.	Pct.	Freq.	Pct.	Freq.	Pct.	Freq.	Pct.
1 No	61	100	109	98	16	100	187	98.9
2 Yes	0	0	2	2	0	0	2	1.1
Valid responses =	61	32	111	59	16	8	189	100.0

Invalid responses include no response.

21A) How safe do you feel: On my campus (daytime)?

	Cis Men		Cis Women		Trans/Gender Non-conforming		Total	
	Freq.	Pct.	Freq.	Pct.	Freq.	Pct.	Freq.	Pct.
1 Not safe at all	0	0	0	0	0	0	0	0.0
2 Somewhat unsafe	0	0	2	2	0	0	2	1.1
3 Somewhat safe	8	13	18	16	2	13	29	15.3
4 Very safe	53	87	91	82	14	88	158	83.6
Valid responses =	61	32	111	59	16	8	189	100.0

Invalid responses include no response.

21B) How safe do you feel: On my campus (nighttime)?

	Cis Men		Cis Women		Trans/Gender Non-conforming		Total	
	Freq.	Pct.	Freq.	Pct.	Freq.	Pct.	Freq.	Pct.
1 Not safe at all	0	0	4	4	1	6	5	2.6
2 Somewhat unsafe	2	3	21	19	4	25	28	14.8
3 Somewhat safe	30	49	61	55	7	44	98	51.9
4 Very safe	29	48	25	23	4	25	58	30.7
Valid responses =	61	32	111	59	16	8	189	100.0

Invalid responses include no response.

21C) How safe do you feel: In the community surrounding my campus (daytime)?

	Cis Men		Cis Women		Trans/Gender Non-conforming		Total	
	Freq.	Pct.	Freq.	Pct.	Freq.	Pct.	Freq.	Pct.
1 Not safe at all	1	2	1	1	0	0	2	1.1
2 Somewhat unsafe	12	20	16	14	5	31	33	17.5
3 Somewhat safe	29	48	68	61	9	56	107	56.6
4 Very safe	19	31	26	23	2	13	47	24.9
Valid responses =	61	32	111	59	16	8	189	100.0

Invalid responses include no response.

21D) How safe do you feel: In the community surrounding my campus (nighttime)?

	Cis Men		Cis Women		Trans/Gender Non-conforming		Total	
	Freq.	Pct.	Freq.	Pct.	Freq.	Pct.	Freq.	Pct.
1 Not safe at all	11	18	28	25	5	31	44	23.3
2 Somewhat unsafe	26	43	59	53	6	38	92	48.7
3 Somewhat safe	18	30	22	20	4	25	44	23.3
4 Very safe	6	10	2	2	1	6	9	4.8
Valid responses =	61	32	111	59	16	8	189	100.0

Invalid responses include no response.

22A1) In your life, which of the following substances have you ever used?

For prescription medications, please report nonmedical use only. "Nonmedical use" means taking prescription drugs just for the feeling or experience they cause, or taking them more often or at higher doses than prescribed.

Tobacco or nicotine delivery products (cigarettes, e-cigarettes, Juul or other vape products, water pipe or hookah, chewing tobacco, cigars, etc.)

	Cis Men		Cis Women		Trans/Gender Non-conforming		Total	
	Freq.	Pct.	Freq.	Pct.	Freq.	Pct.	Freq.	Pct.
0 No	44	72	90	81	11	69	145	76.7
3 Yes	17	28	21	19	5	31	44	23.3
Valid responses =	61	32	111	59	16	8	189	100.0

Invalid responses include no response.

22A2) In your life, which of the following substances have you ever used?

For prescription medications, please report nonmedical use only. "Nonmedical use" means taking prescription drugs just for the feeling or experience they cause, or taking them more often or at higher doses than prescribed.

Alcoholic beverages (beer, wine, liquor, etc.)

	Cis Men		Cis Women		Trans/Gender Non-conforming		Total	
	Freq.	Pct.	Freq.	Pct.	Freq.	Pct.	Freq.	Pct.
0 No	20	33	34	31	5	31	60	31.7
3 Yes	41	67	77	69	11	69	129	68.3
Valid responses =	61	32	111	59	16	8	189	100.0

Invalid responses include no response.



22A3) In your life, which of the following substances have you ever used?

For prescription medications, please report nonmedical use only. "Nonmedical use" means taking prescription drugs just for the feeling or experience they cause, or taking them more often or at higher doses than prescribed.

Cannabis (marijuana, weed, hash, edibles, vaped cannabis, etc.) [Please report nonmedical use only.]

	Cis Men		Cis Women		Trans/Gender Non-conforming		Total	
	Freq.	Pct.	Freq.	Pct.	Freq.	Pct.	Freq.	Pct.
0 No	32	53	73	66	9	56	114	60.3
3 Yes	29	48	38	34	7	44	75	39.7
Valid responses =	61	32	111	59	16	8	189	100.0

Invalid responses include no response.

22A4) In your life, which of the following substances have you ever used?

For prescription medications, please report nonmedical use only. "Nonmedical use" means taking prescription drugs just for the feeling or experience they cause, or taking them more often or at higher doses than prescribed.

Cocaine (coke, crack, etc.)

	Cis Men		Cis Women		Trans/Gender Non-conforming		Total	
	Freq.	Pct.	Freq.	Pct.	Freq.	Pct.	Freq.	Pct.
0 No	59	97	110	99	15	94	184	97.4
3 Yes	2	3	1	1	1	6	5	2.6
Valid responses =	61	32	111	59	16	8	189	100.0

Invalid responses include no response.

22A5) In your life, which of the following substances have you ever used?

For prescription medications, please report nonmedical use only. "Nonmedical use" means taking prescription drugs just for the feeling or experience they cause, or taking them more often or at higher doses than prescribed.

Prescription stimulants (Ritalin, Concerta, Dexedrine, Adderall, diet pills, etc.) [Please report nonmedical use only.]

	Cis Men		Cis Women		Trans/Gender Non-conforming		Total	
	Freq.	Pct.	Freq.	Pct.	Freq.	Pct.	Freq.	Pct.
0 No	56	92	107	96	15	94	178	94.2
3 Yes	5	8	4	4	1	6	11	5.8
Valid responses =	61	32	111	59	16	8	189	100.0

Invalid responses include no response.

22A6) In your life, which of the following substances have you ever used?

For prescription medications, please report nonmedical use only. "Nonmedical use" means taking prescription drugs just for the feeling or experience they cause, or taking them more often or at higher doses than prescribed.

Methamphetamine (speed, crystal meth, ice, etc.)

	Cis Men		Cis Women		Trans/Gender Non-conforming		Total	
	Freq.	Pct.	Freq.	Pct.	Freq.	Pct.	Freq.	Pct.
0 No	61	100	111	100	16	100	188	99.5
3 Yes	0	0	0	0	0	0	1	0.5
Valid responses =	61	32	111	59	16	8	189	100.0

Invalid responses include no response.

22A7) In your life, which of the following substances have you ever used?

For prescription medications, please report nonmedical use only. "Nonmedical use" means taking prescription drugs just for the feeling or experience they cause, or taking them more often or at higher doses than prescribed.

Inhalants (poppers, nitrous, glue, gas, paint thinner, etc.)

	Cis Men		Cis Women		Non-conforming		Total	
	Freq.	Pct.	Freq.	Pct.	Freq.	Pct.	Freq.	Pct.
0 No	59	98	109	98	16	100	184	97.9
3 Yes	1	2	2	2	0	0	4	2.1
Valid responses =	60	32	111	59	16	9	188	99.5

Invalid responses include no response.

22A8) In your life, which of the following substances have you ever used?

For prescription medications, please report nonmedical use only. "Nonmedical use" means taking prescription drugs just for the feeling or experience they cause, or taking them more often or at higher doses than prescribed.

Sedatives or Sleeping Pills (Valium, Ativan, Xanax, Klonopin, Librium, Rohypnol, GHB, etc.) [Please report nonmedical use only.]

	Cis Men		Cis Women		Trans/Gender Non-conforming		Total	
	Freq.	Pct.	Freq.	Pct.	Freq.	Pct.	Freq.	Pct.
0 No	58	95	109	98	13	87	180	95.7
3 Yes	3	5	2	2	2	13	8	4.3
Valid responses =	61	32	111	59	15	8	188	99.5

Invalid responses include no response.



22A9) In your life, which of the following substances have you ever used?

For prescription medications, please report nonmedical use only. "Nonmedical use" means taking prescription drugs just for the feeling or experience they cause, or taking them more often or at higher doses than prescribed.

Hallucinogens (Ecstasy, MDMA, Molly, LSD, acid, mushrooms, PCP, Special K, etc.)

	Cis Men		Cis Women		Trans/Gender Non-conforming		Total	
	Freq.	Pct.	Freq.	Pct.	Freq.	Pct.	Freq.	Pct.
0 No	57	93	109	98	15	94	181	95.8
3 Yes	4	7	2	2	1	6	8	4.2
Valid responses =	61	32	111	59	16	8	189	100.0

Invalid responses include no response.

22A10) In your life, which of the following substances have you ever used?

For prescription medications, please report nonmedical use only. "Nonmedical use" means taking prescription drugs just for the feeling or experience they cause, or taking them more often or at higher doses than prescribed.

Heroin

	Cis Men		Cis Women		Trans/Gender Non-conforming		Total	
	Freq.	Pct.	Freq.	Pct.	Freq.	Pct.	Freq.	Pct.
0 No	61	100	110	100	16	100	187	99.5
3 Yes	0	0	0	0	0	0	1	0.5
Valid responses =	61	32	110	59	16	9	188	99.5

Invalid responses include no response.

22A11) In your life, which of the following substances have you ever used?

For prescription medications, please report nonmedical use only. "Nonmedical use" means taking prescription drugs just for the feeling or experience they cause, or taking them more often or at higher doses than prescribed.

Prescription opioids (morphine, codeine, fentanyl, oxycodone [OxyContin, Percocet], hydrocodone [Vicodin], methadone, buprenorphine [Suboxone], etc.)

[Please report nonmedical use only.]

	Cis Men		Cis Women		Trans/Gender Non-conforming		Total	
	Freq.	Pct.	Freq.	Pct.	Freq.	Pct.	Freq.	Pct.
0 No	59	97	111	100	16	100	186	98.4
3 Yes	2	3	0	0	0	0	3	1.6
Valid responses =	61	32	111	59	16	8	189	100.0

Invalid responses include no response.

22A12) In your life, which of the following substances have you ever used?

For prescription medications, please report nonmedical use only. "Nonmedical use" means taking prescription drugs just for the feeling or experience they cause, or taking them more often or at higher doses than prescribed.

Other

	Cis Men		Cis Women		Trans/Gender Non-conforming		Total	
	Freq.	Pct.	Freq.	Pct.	Freq.	Pct.	Freq.	Pct.
0 No	41	98	65	100	7	100	113	98.3
3 Yes	1	2	0	0	0	0	2	1.7
Valid responses =	42	37	65	57	7	6	115	60.8

Invalid responses include no response.

22B1) In the past 3 months, how often have you used the substance(s) you mentioned? (only includes students who have ever used this substance)

Tobacco or nicotine delivery products (cigarettes, e-cigarettes, Juul or other vape products, water pipe or hookah, chewing tobacco, cigars, etc.)

	Cis Men		Cis Women		Trans/Gender Non-conforming		Total	
	Freq.	Pct.	Freq.	Pct.	Freq.	Pct.	Freq.	Pct.
0 Never	9	53	5	24	2	40	17	38.6
2 Once or twice	7	41	10	48	1	20	18	40.9
3 Monthly	0	0	2	10	1	20	3	6.8
4 Weekly	0	0	2	10	0	0	2	4.5
6 Daily or almost daily	1	6	2	10	1	20	4	9.1
Valid responses =	17	39	21	48	5	11	44	23.3

Invalid responses include no response.

22B2) In the past 3 months, how often have you used the substance(s) you mentioned? (only includes students who have ever used this substance)

Alcoholic beverages (beer, wine, liquor, etc.)

	Cis Men		Cis Women		Trans/Gender Non-conforming		Total	
	Freq.	Pct.	Freq.	Pct.	Freq.	Pct.	Freq.	Pct.
0 Never	6	15	10	13	5	46	21	16.3
2 Once or twice	9	22	25	33	1	9	35	27.1
3 Monthly	6	15	15	20	3	27	24	18.6
4 Weekly	18	44	26	34	1	9	45	34.9
6 Daily or almost daily	2	5	1	1	1	9	4	3.1
Valid responses =	41	32	77	60	11	9	129	68.3

Invalid responses include no response.



AMERICAN COLLEGE HEALTH ASSOCIATION

American College Health Association-National College Health Assessment (ACHA-NCHA III)

Institutional Data Report - Spring 2022

American College Health Association

8455 Colesville Road, Suite 740

Silver Spring, MD 20910

(410) 859-1500

www.acha.org

UNIVERSITY OF ROCHESTER UNDERGRADUATE

April 27, 2022

FREQUENCY REPORT

Number of Surveys (n) = 189 Web Surveys

22B3) In the past 3 months, how often have you used the substance(s) you mentioned? (only includes students who have ever used this substance)
Cannabis (marijuana, weed, hash, edibles, vaped cannabis, etc.) [Please report nonmedical use only.]

	Cis Men		Cis Women		Trans/Gender Non-conforming		Total	
	Freq.	Pct.	Freq.	Pct.	Freq.	Pct.	Freq.	Pct.
0 Never	8	28	10	26	2	29	21	28.0
2 Once or twice	10	35	11	29	3	43	24	32.0
3 Monthly	6	21	10	26	0	0	16	21.3
4 Weekly	3	10	5	13	0	0	8	10.7
6 Daily or almost daily	2	7	2	5	2	29	6	8.0
Valid responses =	29	39	38	51	7	9	75	39.7

Invalid responses include no response.

22B4) In the past 3 months, how often have you used the substance(s) you mentioned? (only includes students who have ever used this substance)
Cocaine (coke, crack, etc.)

	Cis Men		Cis Women		Trans/Gender Non-conforming		Total	
	Freq.	Pct.	Freq.	Pct.	Freq.	Pct.	Freq.	Pct.
0 Never	2	100	0	0	0	0	3	60.0
2 Once or twice	0	0	1	100	1	100	2	40.0
3 Monthly	0	0	0	0	0	0	0	0.0
4 Weekly	0	0	0	0	0	0	0	0.0
6 Daily or almost daily	0	0	0	0	0	0	0	0.0
Valid responses =	2	40	1	20	1	20	5	2.6

Invalid responses include no response.

22B5) In the past 3 months, how often have you used the substance(s) you mentioned? (only includes students who have ever used this substance)
Prescription stimulants (Ritalin, Concerta, Dexedrine, Adderall, diet pills, etc.) [Please report nonmedical use only.]

	Cis Men		Cis Women		Trans/Gender Non-conforming		Total	
	Freq.	Pct.	Freq.	Pct.	Freq.	Pct.	Freq.	Pct.
0 Never	3	60	3	75	1	100	8	72.7
2 Once or twice	0	0	1	25	0	0	1	9.1
3 Monthly	1	20	0	0	0	0	1	9.1
4 Weekly	1	20	0	0	0	0	1	9.1
6 Daily or almost daily	0	0	0	0	0	0	0	0.0
Valid responses =	5	45	4	36	1	9	11	5.8

Invalid responses include no response.

22B6) In the past 3 months, how often have you used the substance(s) you mentioned? (only includes students who have ever used this substance)
Methamphetamine (speed, crystal meth, ice, etc.)

	Cis Men		Cis Women		Trans/Gender Non-conforming		Total	
	Freq.	Pct.	Freq.	Pct.	Freq.	Pct.	Freq.	Pct.
0 Never	0	0	0	0	0	0	1	100.0
2 Once or twice	0	0	0	0	0	0	0	0.0
3 Monthly	0	0	0	0	0	0	0	0.0
4 Weekly	0	0	0	0	0	0	0	0.0
6 Daily or almost daily	0	0	0	0	0	0	0	0.0
Valid responses =	0	0	0	0	0	0	1	0.5

Invalid responses include no response.

22B7) In the past 3 months, how often have you used the substance(s) you mentioned? (only includes students who have ever used this substance)
Inhalants (poppers, nitrous, glue, gas, paint thinner, etc.)

	Cis Men		Cis Women		Trans/Gender Non-conforming		Total	
	Freq.	Pct.	Freq.	Pct.	Freq.	Pct.	Freq.	Pct.
0 Never	1	100	2	100	0	0	4	100.0
2 Once or twice	0	0	0	0	0	0	0	0.0
3 Monthly	0	0	0	0	0	0	0	0.0
4 Weekly	0	0	0	0	0	0	0	0.0
6 Daily or almost daily	0	0	0	0	0	0	0	0.0
Valid responses =	1	25	2	50	0	0	4	2.1

Invalid responses include no response.

22B8) In the past 3 months, how often have you used the substance(s) you mentioned? (only includes students who have ever used this substance)
Sedatives or Sleeping Pills (Valium, Ativan, Xanax, Klonopin, Librium, Rohypnol, GHB, etc.) [Please report nonmedical use only.]

	Cis Men		Cis Women		Trans/Gender Non-conforming		Total	
	Freq.	Pct.	Freq.	Pct.	Freq.	Pct.	Freq.	Pct.
0 Never	2	67	2	100	2	100	7	87.5
2 Once or twice	1	33	0	0	0	0	1	12.5
3 Monthly	0	0	0	0	0	0	0	0.0
4 Weekly	0	0	0	0	0	0	0	0.0
6 Daily or almost daily	0	0	0	0	0	0	0	0.0
Valid responses =	3	38	2	25	2	25	8	4.2

Invalid responses include no response.



22B9) In the past 3 months, how often have you used the substance(s) you mentioned? (only includes students who have ever used this substance)
Hallucinogens (Ecstasy, MDMA, Molly, LSD, acid, mushrooms, PCP, Special K, etc.)

	Cis Men		Cis Women		Trans/Gender Non-conforming		Total		
	Freq.	Pct.	Freq.	Pct.	Freq.	Pct.	Freq.	Pct.	
0 Never	1	25	0	0	0	0	2	25.0	
2 Once or twice	2	50	2	100	0	0	4	50.0	
3 Monthly	1	25	0	0	1	100	2	25.0	
4 Weekly	0	0	0	0	0	0	0	0.0	
6 Daily or almost daily	0	0	0	0	0	0	0	0.0	
Valid responses =	4	50	2	25	1	13	8	4.2	

Invalid responses include no response.

22B10) In the past 3 months, how often have you used the substance(s) you mentioned? (only includes students who have ever used this substance)
Heroin

	Cis Men		Cis Women		Trans/Gender Non-conforming		Total		
	Freq.	Pct.	Freq.	Pct.	Freq.	Pct.	Freq.	Pct.	
0 Never	0	0	0	0	0	0	1	100.0	
2 Once or twice	0	0	0	0	0	0	0	0.0	
3 Monthly	0	0	0	0	0	0	0	0.0	
4 Weekly	0	0	0	0	0	0	0	0.0	
6 Daily or almost daily	0	0	0	0	0	0	0	0.0	
Valid responses =	0	0	0	0	0	0	1	0.5	

Invalid responses include no response.

22B11) In the past 3 months, how often have you used the substance(s) you mentioned? (only includes students who have ever used this substance)
Prescription opioids (morphine, codeine, fentanyl, oxycodone [OxyContin, Percocet], hydrocodone [Vicodin], methadone, buprenorphine [Suboxone], etc.)
[Please report nonmedical use only.]

	Cis Men		Cis Women		Trans/Gender Non-conforming		Total		
	Freq.	Pct.	Freq.	Pct.	Freq.	Pct.	Freq.	Pct.	
0 Never	2	100	0	0	0	0	3	100.0	
2 Once or twice	0	0	0	0	0	0	0	0.0	
3 Monthly	0	0	0	0	0	0	0	0.0	
4 Weekly	0	0	0	0	0	0	0	0.0	
6 Daily or almost daily	0	0	0	0	0	0	0	0.0	
Valid responses =	2	67	0	0	0	0	3	1.6	

Invalid responses include no response.

22B12) In the past 3 months, how often have you used the substance(s) you mentioned? (only includes students who have ever used this substance)
Other

	Cis Men		Cis Women		Trans/Gender Non-conforming		Total		
	Freq.	Pct.	Freq.	Pct.	Freq.	Pct.	Freq.	Pct.	
0 Never	0	0	0	0	0	0	1	50.0	
2 Once or twice	0	0	0	0	0	0	0	0.0	
3 Monthly	0	0	0	0	0	0	0	0.0	
4 Weekly	0	0	0	0	0	0	0	0.0	
6 Daily or almost daily	1	100	0	0	0	0	1	50.0	
Valid responses =	1	50	0	0	0	0	2	1.1	

Invalid responses include no response.

22E) Regarding your use of prescription stimulants (Ritalin, Concerta, Dexedrine, Adderall, diet pills, etc.) in the past 3 months, was it prescribed for you? (only includes students who have used this substance within the last 3 months)

	Cis Men		Cis Women		Trans/Gender Non-conforming		Total		
	Freq.	Pct.	Freq.	Pct.	Freq.	Pct.	Freq.	Pct.	
0 No	1	100	1	100	0	0	2	100.0	
1 Yes	0	0	0	0	0	0	0	0.0	
99 Don't know	0	0	0	0	0	0	0	0.0	
Valid responses =	1	50	1	50	0	0	2	1.1	

Invalid responses include no response.

22F1) Regarding your use of prescription stimulants (Ritalin, Concerta, Dexedrine, Adderall, diet pills, etc.) in the past 3 months: (only includes students who were prescribed this substance)

Do you ever use MORE of your stimulant medication, that is, take a higher dosage, than is prescribed for you?

	Cis Men		Cis Women		Trans/Gender Non-conforming		Total		
	Freq.	Pct.	Freq.	Pct.	Freq.	Pct.	Freq.	Pct.	
0 No	0	0	0	0	0	0	0	0.0	
1 Yes	0	0	0	0	0	0	0	0.0	
99 Don't know	0	0	0	0	0	0	0	0.0	
Valid responses =	0	0	0	0	0	0	0	0.0	

Invalid responses include no response.



22F2) Regarding your use of prescription stimulants (Ritalin, Concerta, Dexedrine, Adderall, diet pills, etc.) in the past 3 months: (only includes students who were prescribed this substance)

Do you ever use your stimulant medication MORE OFTEN, that is, shorten the time between dosages, than is prescribed for you?

	Cis Men		Cis Women		Trans/Gender Non-conforming		Total	
	Freq.	Pct.	Freq.	Pct.	Freq.	Pct.	Freq.	Pct.
0 No	0	0	0	0	0	0	0	0.0
1 Yes	0	0	0	0	0	0	0	0.0
99 Don't know	0	0	0	0	0	0	0	0.0
Valid responses =	0	0	0	0	0	0	0	0.0

Invalid responses include no response.

22G) Regarding your use of prescription sedatives or sleeping pills (Valium, Ativan, Xanax, Klonopin, Librium, Rohypnol, GHB, etc.) in the past 3 months, was it prescribed for you? (only includes students who have used this substance within the last 3 months)

	Cis Men		Cis Women		Trans/Gender Non-conforming		Total	
	Freq.	Pct.	Freq.	Pct.	Freq.	Pct.	Freq.	Pct.
0 No	1	100	0	0	0	0	1	100.0
1 Yes	0	0	0	0	0	0	0	0.0
99 Don't know	0	0	0	0	0	0	0	0.0
Valid responses =	1	100	0	0	0	0	1	0.5

Invalid responses include no response.

22H1) Regarding your use of prescription sedatives or sleeping pills (Valium, Ativan, Xanax, Klonopin, Librium, Rohypnol, GHB, etc.) in the past 3 months: (only includes students who were prescribed this substance)

Do you ever use MORE of your sedatives or sleeping pills, that is, take a higher dosage, than is prescribed for you?

	Cis Men		Cis Women		Trans/Gender Non-conforming		Total	
	Freq.	Pct.	Freq.	Pct.	Freq.	Pct.	Freq.	Pct.
0 No	0	0	0	0	0	0	0	0.0
1 Yes	0	0	0	0	0	0	0	0.0
99 Don't know	0	0	0	0	0	0	0	0.0
Valid responses =	0	0	0	0	0	0	0	0.0

Invalid responses include no response.

22H2) Regarding your use of prescription sedatives or sleeping pills (Valium, Ativan, Xanax, Klonopin, Librium, Rohypnol, GHB, etc.) in the past 3 months: (only includes students who were prescribed this substance)

Do you ever use your sedatives or sleeping pills MORE OFTEN, that is, shorten the time between dosages, than is prescribed for you?

	Cis Men		Cis Women		Trans/Gender Non-conforming		Total	
	Freq.	Pct.	Freq.	Pct.	Freq.	Pct.	Freq.	Pct.
0 No	0	0	0	0	0	0	0	0.0
1 Yes	0	0	0	0	0	0	0	0.0
99 Don't know	0	0	0	0	0	0	0	0.0
Valid responses =	0	0	0	0	0	0	0	0.0

Invalid responses include no response.

22I) Regarding your use of prescription opioids (morphine, codeine, fentanyl, oxycodone [OxyContin, Percocet], hydrocodone [Vicodin], methadone, buprenorphine [Suboxone], etc.) in the past 3 months, was it prescribed for you? (only includes students who have used this substance within the last 3 months)

	Cis Men		Cis Women		Trans/Gender Non-conforming		Total	
	Freq.	Pct.	Freq.	Pct.	Freq.	Pct.	Freq.	Pct.
0 No	0	0	0	0	0	0	0	0.0
1 Yes	0	0	0	0	0	0	0	0.0
99 Don't know	0	0	0	0	0	0	0	0.0
Valid responses =	0	0	0	0	0	0	0	0.0

Invalid responses include no response.

22J1) Regarding your use of prescription opioids (morphine, codeine, fentanyl, oxycodone [OxyContin, Percocet], hydrocodone [Vicodin], methadone, buprenorphine [Suboxone], etc.) in the past 3 months: (only includes students who were prescribed this substance)

	Cis Men		Cis Women		Trans/Gender Non-conforming		Total	
	Freq.	Pct.	Freq.	Pct.	Freq.	Pct.	Freq.	Pct.
0 No	0	0	0	0	0	0	0	0.0
1 Yes	0	0	0	0	0	0	0	0.0
99 Don't know	0	0	0	0	0	0	0	0.0
Valid responses =	0	0	0	0	0	0	0	0.0

Invalid responses include no response.



22J2) Regarding your use of prescription opioids (morphine, codeine, fentanyl, oxycodone [OxyContin, Percocet], hydrocodone [Vicodin], methadone, buprenorphine [Suboxone], etc.) in the past 3 months: **(only includes students who were prescribed this substance)**

Do you ever use your opioid medication MORE OFTEN, that is, shorten the time between dosages, than is prescribed for you?

	Cis Men		Cis Women		Trans/Gender Non-conforming		Total	
	Freq.	Pct.	Freq.	Pct.	Freq.	Pct.	Freq.	Pct.
0 No	0	0	0	0	0	0	0	0.0
1 Yes	0	0	0	0	0	0	0	0.0
99 Don't know	0	0	0	0	0	0	0	0.0
Valid responses =	0	0	0	0	0	0	0	0.0

Invalid responses include no response.

22K1) During the past 3 months, how often have you had a strong desire or urge to use the following substance(s)?

(only includes students who have used this substance within the last 3 months)

Tobacco or nicotine delivery products (cigarettes, e-cigarettes, Juul or other vape products, water pipe or hookah, chewing tobacco, cigars, etc.)

	Cis Men		Cis Women		Trans/Gender Non-conforming		Total	
	Freq.	Pct.	Freq.	Pct.	Freq.	Pct.	Freq.	Pct.
0 Never	6	75	2	13	0	0	8	30.8
3 Once or twice	1	13	6	40	1	33	8	30.8
4 Monthly	0	0	2	13	0	0	2	7.7
5 Weekly	0	0	1	7	1	33	2	7.7
6 Daily or almost daily	1	13	4	27	1	33	6	23.1
Valid responses =	8	31	15	58	3	12	26	13.8

Invalid responses include no response.

22K2) During the past 3 months, how often have you had a strong desire or urge to use the following substance(s)?

(only includes students who have used this substance within the last 3 months)

Alcoholic beverages (beer, wine, liquor, etc.)

	Cis Men		Cis Women		Trans/Gender Non-conforming		Total	
	Freq.	Pct.	Freq.	Pct.	Freq.	Pct.	Freq.	Pct.
0 Never	16	46	33	50	2	33	51	47.7
3 Once or twice	8	23	11	17	3	50	22	20.6
4 Monthly	5	14	12	18	0	0	17	15.9
5 Weekly	4	11	10	15	0	0	14	13.1
6 Daily or almost daily	2	6	0	0	1	17	3	2.8
Valid responses =	35	33	66	62	6	6	107	56.6

Invalid responses include no response.

22K3) During the past 3 months, how often have you had a strong desire or urge to use the following substance(s)?

(only includes students who have used this substance within the last 3 months)

Cannabis (marijuana, weed, hash, edibles, vaped cannabis, etc.) *[Please report nonmedical use only.]*

	Cis Men		Cis Women		Trans/Gender Non-conforming		Total	
	Freq.	Pct.	Freq.	Pct.	Freq.	Pct.	Freq.	Pct.
0 Never	14	67	12	44	2	40	28	52.8
3 Once or twice	4	19	5	19	1	20	10	18.9
4 Monthly	1	5	2	7	0	0	3	5.7
5 Weekly	0	0	6	22	0	0	6	11.3
6 Daily or almost daily	2	10	2	7	2	40	6	11.3
Valid responses =	21	40	27	51	5	9	53	28.0

Invalid responses include no response.

22K4) During the past 3 months, how often have you had a strong desire or urge to use the following substance(s)?

(only includes students who have used this substance within the last 3 months)

Cocaine (coke, crack, etc.)

	Cis Men		Cis Women		Trans/Gender Non-conforming		Total	
	Freq.	Pct.	Freq.	Pct.	Freq.	Pct.	Freq.	Pct.
0 Never	0	0	1	100	1	100	2	100.0
3 Once or twice	0	0	0	0	0	0	0	0.0
4 Monthly	0	0	0	0	0	0	0	0.0
5 Weekly	0	0	0	0	0	0	0	0.0
6 Daily or almost daily	0	0	0	0	0	0	0	0.0
Valid responses =	0	0	1	50	1	50	2	1.1

Invalid responses include no response.



AMERICAN COLLEGE HEALTH ASSOCIATION

American College Health Association-National College Health Assessment (ACHA-NCHA III)

Institutional Data Report - Spring 2022

American College Health Association

8455 Colesville Road, Suite 740

Silver Spring, MD 20910

(410) 859-1500

www.acha.org

UNIVERSITY OF ROCHESTER UNDERGRADUATE

April 27, 2022

FREQUENCY REPORT

Number of Surveys (n) = 189 Web Surveys

22K5) During the past 3 months, how often have you had a strong desire or urge to use the following substance(s)?

(only includes students who have used this substance within the last 3 months)

Prescription stimulants (Ritalin, Concerta, Dexedrine, Adderall, diet pills, etc.) [Please report nonmedical use only.]

	Cis Men		Cis Women		Trans/Gender Non-conforming		Total	
	Freq.	Pct.	Freq.	Pct.	Freq.	Pct.	Freq.	Pct.
0 Never	1	50	0	0	0	0	1	33.3
3 Once or twice	1	50	1	100	0	0	2	66.7
4 Monthly	0	0	0	0	0	0	0	0.0
5 Weekly	0	0	0	0	0	0	0	0.0
6 Daily or almost daily	0	0	0	0	0	0	0	0.0
Valid responses =	2	67	1	33	0	0	3	1.6

Invalid responses include no response.

22K6) During the past 3 months, how often have you had a strong desire or urge to use the following substance(s)?

(only includes students who have used this substance within the last 3 months)

Methamphetamine (speed, crystal meth, ice, etc.)

	Cis Men		Cis Women		Trans/Gender Non-conforming		Total	
	Freq.	Pct.	Freq.	Pct.	Freq.	Pct.	Freq.	Pct.
0 Never	0	0	0	0	0	0	0	0.0
3 Once or twice	0	0	0	0	0	0	0	0.0
4 Monthly	0	0	0	0	0	0	0	0.0
5 Weekly	0	0	0	0	0	0	0	0.0
6 Daily or almost daily	0	0	0	0	0	0	0	0.0
Valid responses =	0	0	0	0	0	0	0	0.0

Invalid responses include no response.

22K7) During the past 3 months, how often have you had a strong desire or urge to use the following substance(s)?

(only includes students who have used this substance within the last 3 months)

Inhalants (poppers, nitrous, glue, gas, paint thinner, etc.)

	Cis Men		Cis Women		Trans/Gender Non-conforming		Total	
	Freq.	Pct.	Freq.	Pct.	Freq.	Pct.	Freq.	Pct.
0 Never	0	0	0	0	0	0	0	0.0
3 Once or twice	0	0	0	0	0	0	0	0.0
4 Monthly	0	0	0	0	0	0	0	0.0
5 Weekly	0	0	0	0	0	0	0	0.0
6 Daily or almost daily	0	0	0	0	0	0	0	0.0
Valid responses =	0	0	0	0	0	0	0	0.0

Invalid responses include no response.

22K8) During the past 3 months, how often have you had a strong desire or urge to use the following substance(s)?

(only includes students who have used this substance within the last 3 months)

Sedatives or Sleeping Pills (Valium, Ativan, Xanax, Klonopin, Librium, Rohypnol, GHB, etc.) [Please report nonmedical use only.]

	Cis Men		Cis Women		Trans/Gender Non-conforming		Total	
	Freq.	Pct.	Freq.	Pct.	Freq.	Pct.	Freq.	Pct.
0 Never	0	0	0	0	0	0	0	0.0
3 Once or twice	1	100	0	0	0	0	1	100.0
4 Monthly	0	0	0	0	0	0	0	0.0
5 Weekly	0	0	0	0	0	0	0	0.0
6 Daily or almost daily	0	0	0	0	0	0	0	0.0
Valid responses =	1	100	0	0	0	0	1	0.5

Invalid responses include no response.

22K9) During the past 3 months, how often have you had a strong desire or urge to use the following substance(s)?

(only includes students who have used this substance within the last 3 months)

Hallucinogens (Ecstasy, MDMA, Molly, LSD, acid, mushrooms, PCP, Special K, etc.)

	Cis Men		Cis Women		Trans/Gender Non-conforming		Total	
	Freq.	Pct.	Freq.	Pct.	Freq.	Pct.	Freq.	Pct.
0 Never	0	0	2	100	0	0	2	33.3
3 Once or twice	2	67	0	0	0	0	2	33.3
4 Monthly	1	33	0	0	0	0	1	16.7
5 Weekly	0	0	0	0	1	100	1	16.7
6 Daily or almost daily	0	0	0	0	0	0	0	0.0
Valid responses =	3	50	2	33	1	17	6	3.2

Invalid responses include no response.



AMERICAN COLLEGE HEALTH ASSOCIATION

American College Health Association-National College Health Assessment (ACHA-NCHA III)

Institutional Data Report - Spring 2022

American College Health Association

8455 Colesville Road, Suite 740

Silver Spring, MD 20910

(410) 859-1500

www.acha.org

UNIVERSITY OF ROCHESTER UNDERGRADUATE

April 27, 2022

FREQUENCY REPORT

Number of Surveys (n) = 189 Web Surveys

22K10) During the past 3 months, how often have you had a strong desire or urge to use the following substance(s)?

(only includes students who have used this substance within the last 3 months)

Heroin

	Cis Men		Cis Women		Trans/Gender Non-conforming		Total	
	Freq.	Pct.	Freq.	Pct.	Freq.	Pct.	Freq.	Pct.
0 Never	0	0	0	0	0	0	0	0.0
3 Once or twice	0	0	0	0	0	0	0	0.0
4 Monthly	0	0	0	0	0	0	0	0.0
5 Weekly	0	0	0	0	0	0	0	0.0
6 Daily or almost daily	0	0	0	0	0	0	0	0.0
Valid responses =	0	0	0	0	0	0	0	0.0

Invalid responses include no response.

22K11) During the past 3 months, how often have you had a strong desire or urge to use the following substance(s)?

(only includes students who have used this substance within the last 3 months)

Prescription opioids (morphine, codeine, fentanyl, oxycodone [OxyContin, Percocet], hydrocodone [Vicodin], methadone, buprenorphine [Suboxone], etc.)

[Please report nonmedical use only.]

	Cis Men		Cis Women		Trans/Gender Non-conforming		Total	
	Freq.	Pct.	Freq.	Pct.	Freq.	Pct.	Freq.	Pct.
0 Never	0	0	0	0	0	0	0	0.0
3 Once or twice	0	0	0	0	0	0	0	0.0
4 Monthly	0	0	0	0	0	0	0	0.0
5 Weekly	0	0	0	0	0	0	0	0.0
6 Daily or almost daily	0	0	0	0	0	0	0	0.0
Valid responses =	0	0	0	0	0	0	0	0.0

Invalid responses include no response.

22K12) During the past 3 months, how often have you had a strong desire or urge to use the following substance(s)?

(only includes students who have used this substance within the last 3 months)

Other

	Cis Men		Cis Women		Trans/Gender Non-conforming		Total	
	Freq.	Pct.	Freq.	Pct.	Freq.	Pct.	Freq.	Pct.
0 Never	0	0	0	0	0	0	0	0.0
3 Once or twice	0	0	0	0	0	0	0	0.0
4 Monthly	0	0	0	0	0	0	0	0.0
5 Weekly	0	0	0	0	0	0	0	0.0
6 Daily or almost daily	1	100	0	0	0	0	1	100.0
Valid responses =	1	100	0	0	0	0	1	0.5

Invalid responses include no response.

22L1) During the past 3 months, how often has your use of the following substance(s) led to health, social, legal, or financial problems?

(only includes students who have used this substance within the last 3 months)

Tobacco or nicotine delivery products (cigarettes, e-cigarettes, Juul or other vape products, water pipe or hookah, chewing tobacco, cigars, etc.)

	Cis Men		Cis Women		Trans/Gender Non-conforming		Total	
	Freq.	Pct.	Freq.	Pct.	Freq.	Pct.	Freq.	Pct.
0 Never	8	100	14	88	2	67	24	88.9
4 Once or twice	0	0	1	6	1	33	2	7.4
5 Monthly	0	0	0	0	0	0	0	0.0
6 Weekly	0	0	0	0	0	0	0	0.0
7 Daily or almost daily	0	0	1	6	0	0	1	3.7
Valid responses =	8	30	16	59	3	11	27	14.3

Invalid responses include no response.

22L2) During the past 3 months, how often has your use of the following substance(s) led to health, social, legal, or financial problems?

(only includes students who have used this substance within the last 3 months)

Alcoholic beverages (beer, wine, liquor, etc.)

	Cis Men		Cis Women		Trans/Gender Non-conforming		Total	
	Freq.	Pct.	Freq.	Pct.	Freq.	Pct.	Freq.	Pct.
0 Never	31	89	62	93	5	83	98	90.7
4 Once or twice	2	6	4	6	1	17	7	6.5
5 Monthly	2	6	1	2	0	0	3	2.8
6 Weekly	0	0	0	0	0	0	0	0.0
7 Daily or almost daily	0	0	0	0	0	0	0	0.0
Valid responses =	35	32	67	62	6	6	108	57.1

Invalid responses include no response.



AMERICAN COLLEGE HEALTH ASSOCIATION

American College Health Association-National College Health Assessment (ACHA-NCHA III)

Institutional Data Report - Spring 2022

American College Health Association

8455 Colesville Road, Suite 740

Silver Spring, MD 20910

(410) 859-1500

www.acha.org

UNIVERSITY OF ROCHESTER UNDERGRADUATE

April 27, 2022

FREQUENCY REPORT

Number of Surveys (n) = 189 Web Surveys

22L3) During the past 3 months, how often has your use of the following substance(s) led to health, social, legal, or financial problems?

(only includes students who have used this substance within the last 3 months)

Cannabis (marijuana, weed, hash, edibles, vaped cannabis, etc.) [Please report nonmedical use only.]

	Cis Men		Cis Women		Trans/Gender Non-conforming		Total	
	Freq.	Pct.	Freq.	Pct.	Freq.	Pct.	Freq.	Pct.
0 Never	17	81	26	93	4	80	47	87.0
4 Once or twice	3	14	1	4	1	20	5	9.3
5 Monthly	1	5	0	0	0	0	1	1.9
6 Weekly	0	0	1	4	0	0	1	1.9
7 Daily or almost daily	0	0	0	0	0	0	0	0.0
Valid responses =	21	39	28	52	5	9	54	28.6

Invalid responses include no response.

22L4) During the past 3 months, how often has your use of the following substance(s) led to health, social, legal, or financial problems?

(only includes students who have used this substance within the last 3 months)

Cocaine (coke, crack, etc.)

	Cis Men		Cis Women		Trans/Gender Non-conforming		Total	
	Freq.	Pct.	Freq.	Pct.	Freq.	Pct.	Freq.	Pct.
0 Never	0	0	1	100	1	100	2	100.0
4 Once or twice	0	0	0	0	0	0	0	0.0
5 Monthly	0	0	0	0	0	0	0	0.0
6 Weekly	0	0	0	0	0	0	0	0.0
7 Daily or almost daily	0	0	0	0	0	0	0	0.0
Valid responses =	0	0	1	50	1	50	2	1.1

Invalid responses include no response.

22L5) During the past 3 months, how often has your use of the following substance(s) led to health, social, legal, or financial problems?

(only includes students who have used this substance within the last 3 months)

Prescription stimulants (Ritalin, Concerta, Dexedrine, Adderall, diet pills, etc.) [Please report nonmedical use only.]

	Cis Men		Cis Women		Trans/Gender Non-conforming		Total	
	Freq.	Pct.	Freq.	Pct.	Freq.	Pct.	Freq.	Pct.
0 Never	2	100	0	0	0	0	2	66.7
4 Once or twice	0	0	1	100	0	0	1	33.3
5 Monthly	0	0	0	0	0	0	0	0.0
6 Weekly	0	0	0	0	0	0	0	0.0
7 Daily or almost daily	0	0	0	0	0	0	0	0.0
Valid responses =	2	67	1	33	0	0	3	1.6

Invalid responses include no response.

22L6) During the past 3 months, how often has your use of the following substance(s) led to health, social, legal, or financial problems?

(only includes students who have used this substance within the last 3 months)

Methamphetamine (speed, crystal meth, ice, etc.)

	Cis Men		Cis Women		Trans/Gender Non-conforming		Total	
	Freq.	Pct.	Freq.	Pct.	Freq.	Pct.	Freq.	Pct.
0 Never	0	0	0	0	0	0	0	0.0
4 Once or twice	0	0	0	0	0	0	0	0.0
5 Monthly	0	0	0	0	0	0	0	0.0
6 Weekly	0	0	0	0	0	0	0	0.0
7 Daily or almost daily	0	0	0	0	0	0	0	0.0
Valid responses =	0	0	0	0	0	0	0	0.0

Invalid responses include no response.

22L7) During the past 3 months, how often has your use of the following substance(s) led to health, social, legal, or financial problems?

(only includes students who have used this substance within the last 3 months)

Inhalants (poppers, nitrous, glue, gas, paint thinner, etc.)

	Cis Men		Cis Women		Trans/Gender Non-conforming		Total	
	Freq.	Pct.	Freq.	Pct.	Freq.	Pct.	Freq.	Pct.
0 Never	0	0	0	0	0	0	0	0.0
4 Once or twice	0	0	0	0	0	0	0	0.0
5 Monthly	0	0	0	0	0	0	0	0.0
6 Weekly	0	0	0	0	0	0	0	0.0
7 Daily or almost daily	0	0	0	0	0	0	0	0.0
Valid responses =	0	0	0	0	0	0	0	0.0

Invalid responses include no response.



22L8) During the past 3 months, how often has your use of the following substance(s) led to health, social, legal, or financial problems?

(only includes students who have used this substance within the last 3 months)

Sedatives or Sleeping Pills (Valium, Ativan, Xanax, Klonopin, Librium, Rohypnol, GHB, etc.) [Please report nonmedical use only.]

	Cis Men		Cis Women		Trans/Gender Non-conforming		Total	
	Freq.	Pct.	Freq.	Pct.	Freq.	Pct.	Freq.	Pct.
0 Never	1	100	0	0	0	0	1	100.0
4 Once or twice	0	0	0	0	0	0	0	0.0
5 Monthly	0	0	0	0	0	0	0	0.0
6 Weekly	0	0	0	0	0	0	0	0.0
7 Daily or almost daily	0	0	0	0	0	0	0	0.0
Valid responses =	1	100	0	0	0	0	1	0.5

Invalid responses include no response.

22L9) During the past 3 months, how often has your use of the following substance(s) led to health, social, legal, or financial problems?

(only includes students who have used this substance within the last 3 months)

Hallucinogens (Ecstasy, MDMA, Molly, LSD, acid, mushrooms, PCP, Special K, etc.)

	Cis Men		Cis Women		Trans/Gender Non-conforming		Total	
	Freq.	Pct.	Freq.	Pct.	Freq.	Pct.	Freq.	Pct.
0 Never	2	67	2	100	1	100	5	83.3
4 Once or twice	1	33	0	0	0	0	1	16.7
5 Monthly	0	0	0	0	0	0	0	0.0
6 Weekly	0	0	0	0	0	0	0	0.0
7 Daily or almost daily	0	0	0	0	0	0	0	0.0
Valid responses =	3	50	2	33	1	17	6	3.2

Invalid responses include no response.

22L10) During the past 3 months, how often has your use of the following substance(s) led to health, social, legal, or financial problems?

(only includes students who have used this substance within the last 3 months)

Heroin

	Cis Men		Cis Women		Trans/Gender Non-conforming		Total	
	Freq.	Pct.	Freq.	Pct.	Freq.	Pct.	Freq.	Pct.
0 Never	0	0	0	0	0	0	0	0.0
4 Once or twice	0	0	0	0	0	0	0	0.0
5 Monthly	0	0	0	0	0	0	0	0.0
6 Weekly	0	0	0	0	0	0	0	0.0
7 Daily or almost daily	0	0	0	0	0	0	0	0.0
Valid responses =	0	0	0	0	0	0	0	0.0

Invalid responses include no response.

22L11) During the past 3 months, how often has your use of the following substance(s) led to health, social, legal, or financial problems?

(only includes students who have used this substance within the last 3 months)

Prescription opioids (morphine, codeine, fentanyl, oxycodone [OxyContin, Percocet], hydrocodone [Vicodin], methadone, buprenorphine [Suboxone], etc.)

[Please report nonmedical use only.]

	Cis Men		Cis Women		Trans/Gender Non-conforming		Total	
	Freq.	Pct.	Freq.	Pct.	Freq.	Pct.	Freq.	Pct.
0 Never	0	0	0	0	0	0	0	0.0
4 Once or twice	0	0	0	0	0	0	0	0.0
5 Monthly	0	0	0	0	0	0	0	0.0
6 Weekly	0	0	0	0	0	0	0	0.0
7 Daily or almost daily	0	0	0	0	0	0	0	0.0
Valid responses =	0	0	0	0	0	0	0	0.0

Invalid responses include no response.

22L12) During the past 3 months, how often has your use of the following substance(s) led to health, social, legal, or financial problems?

(only includes students who have used this substance within the last 3 months)

Other

	Cis Men		Cis Women		Trans/Gender Non-conforming		Total	
	Freq.	Pct.	Freq.	Pct.	Freq.	Pct.	Freq.	Pct.
0 Never	0	0	0	0	0	0	0	0.0
4 Once or twice	1	100	0	0	0	0	1	100.0
5 Monthly	0	0	0	0	0	0	0	0.0
6 Weekly	0	0	0	0	0	0	0	0.0
7 Daily or almost daily	0	0	0	0	0	0	0	0.0
Valid responses =	1	100	0	0	0	0	1	0.5

Invalid responses include no response.



AMERICAN COLLEGE HEALTH ASSOCIATION

American College Health Association-National College Health Assessment (ACHA-NCHA III)

Institutional Data Report - Spring 2022

American College Health Association

8455 Colesville Road, Suite 740

Silver Spring, MD 20910

(410) 859-1500

www.acha.org

UNIVERSITY OF ROCHESTER UNDERGRADUATE

April 27, 2022

FREQUENCY REPORT

Number of Surveys (n) = 189 Web Surveys

22M2) During the past 3 months, how often have you failed to do what was normally expected of you because of your use of the following substance(s)?

(only includes students who have used this substance within the last 3 months)

Alcoholic beverages (beer, wine, liquor, etc.)

	Cis Men		Cis Women		Trans/Gender Non-conforming		Total	
	Freq.	Pct.	Freq.	Pct.	Freq.	Pct.	Freq.	Pct.
0 Never	28	80	65	97	5	83	98	90.7
5 Once or twice	6	17	2	3	1	17	9	8.3
6 Monthly	1	3	0	0	0	0	1	0.9
7 Weekly	0	0	0	0	0	0	0	0.0
8 Daily or almost daily	0	0	0	0	0	0	0	0.0
Valid responses =	35	32	67	62	6	6	108	57.1

Invalid responses include no response.

22M3) During the past 3 months, how often have you failed to do what was normally expected of you because of your use of the following substance(s)?

(only includes students who have used this substance within the last 3 months)

Cannabis (marijuana, weed, hash, edibles, vaped cannabis, etc.) [Please report nonmedical use only.]

	Cis Men		Cis Women		Trans/Gender Non-conforming		Total	
	Freq.	Pct.	Freq.	Pct.	Freq.	Pct.	Freq.	Pct.
0 Never	19	91	25	89	3	60	47	87.0
5 Once or twice	1	5	3	11	2	40	6	11.1
6 Monthly	1	5	0	0	0	0	1	1.9
7 Weekly	0	0	0	0	0	0	0	0.0
8 Daily or almost daily	0	0	0	0	0	0	0	0.0
Valid responses =	21	39	28	52	5	9	54	28.6

Invalid responses include no response.

22M4) During the past 3 months, how often have you failed to do what was normally expected of you because of your use of the following substance(s)?

(only includes students who have used this substance within the last 3 months)

Cocaine (coke, crack, etc.)

	Cis Men		Cis Women		Trans/Gender Non-conforming		Total	
	Freq.	Pct.	Freq.	Pct.	Freq.	Pct.	Freq.	Pct.
0 Never	0	0	1	100	1	100	2	100.0
5 Once or twice	0	0	0	0	0	0	0	0.0
6 Monthly	0	0	0	0	0	0	0	0.0
7 Weekly	0	0	0	0	0	0	0	0.0
8 Daily or almost daily	0	0	0	0	0	0	0	0.0
Valid responses =	0	0	1	50	1	50	2	1.1

Invalid responses include no response.

22M5) During the past 3 months, how often have you failed to do what was normally expected of you because of your use of the following substance(s)?

(only includes students who have used this substance within the last 3 months)

Prescription stimulants (Ritalin, Concerta, Dexedrine, Adderall, diet pills, etc.) [Please report nonmedical use only.]

	Cis Men		Cis Women		Trans/Gender Non-conforming		Total	
	Freq.	Pct.	Freq.	Pct.	Freq.	Pct.	Freq.	Pct.
0 Never	2	100	0	0	0	0	2	66.7
5 Once or twice	0	0	1	100	0	0	1	33.3
6 Monthly	0	0	0	0	0	0	0	0.0
7 Weekly	0	0	0	0	0	0	0	0.0
8 Daily or almost daily	0	0	0	0	0	0	0	0.0
Valid responses =	2	67	1	33	0	0	3	1.6

Invalid responses include no response.

22M6) During the past 3 months, how often have you failed to do what was normally expected of you because of your use of the following substance(s)?

(only includes students who have used this substance within the last 3 months)

Methamphetamine (speed, crystal meth, ice, etc.)

	Cis Men		Cis Women		Trans/Gender Non-conforming		Total	
	Freq.	Pct.	Freq.	Pct.	Freq.	Pct.	Freq.	Pct.
0 Never	0	0	0	0	0	0	0	0.0
5 Once or twice	0	0	0	0	0	0	0	0.0
6 Monthly	0	0	0	0	0	0	0	0.0
7 Weekly	0	0	0	0	0	0	0	0.0
8 Daily or almost daily	0	0	0	0	0	0	0	0.0
Valid responses =	0	0	0	0	0	0	0	0.0

Invalid responses include no response.



22M7) During the past 3 months, how often have you failed to do what was normally expected of you because of your use of the following substance(s)?

(only includes students who have used this substance within the last 3 months)

Inhalants (poppers, nitrous, glue, gas, paint thinner, etc.)

	Cis Men		Cis Women		Trans/Gender Non-conforming		Total	
	Freq.	Pct.	Freq.	Pct.	Freq.	Pct.	Freq.	Pct.
0 Never	0	0	0	0	0	0	0	0.0
5 Once or twice	0	0	0	0	0	0	0	0.0
6 Monthly	0	0	0	0	0	0	0	0.0
7 Weekly	0	0	0	0	0	0	0	0.0
8 Daily or almost daily	0	0	0	0	0	0	0	0.0
Valid responses =	0	0	0	0	0	0	0	0.0

Invalid responses include no response.

22M8) During the past 3 months, how often have you failed to do what was normally expected of you because of your use of the following substance(s)?

(only includes students who have used this substance within the last 3 months)

Sedatives or Sleeping Pills (Valium, Ativan, Xanax, Klonopin, Librium, Rohypnol, GHB, etc.) [Please report nonmedical use only.]

	Cis Men		Cis Women		Trans/Gender Non-conforming		Total	
	Freq.	Pct.	Freq.	Pct.	Freq.	Pct.	Freq.	Pct.
0 Never	1	100	0	0	0	0	1	100.0
5 Once or twice	0	0	0	0	0	0	0	0.0
6 Monthly	0	0	0	0	0	0	0	0.0
7 Weekly	0	0	0	0	0	0	0	0.0
8 Daily or almost daily	0	0	0	0	0	0	0	0.0
Valid responses =	1	100	0	0	0	0	1	0.5

Invalid responses include no response.

22M9) During the past 3 months, how often have you failed to do what was normally expected of you because of your use of the following substance(s)?

(only includes students who have used this substance within the last 3 months)

Hallucinogens (Ecstasy, MDMA, Molly, LSD, acid, mushrooms, PCP, Special K, etc.)

	Cis Men		Cis Women		Trans/Gender Non-conforming		Total	
	Freq.	Pct.	Freq.	Pct.	Freq.	Pct.	Freq.	Pct.
0 Never	3	100	2	100	1	100	6	100.0
5 Once or twice	0	0	0	0	0	0	0	0.0
6 Monthly	0	0	0	0	0	0	0	0.0
7 Weekly	0	0	0	0	0	0	0	0.0
8 Daily or almost daily	0	0	0	0	0	0	0	0.0
Valid responses =	3	50	2	33	1	17	6	3.2

Invalid responses include no response.

22M10) During the past 3 months, how often have you failed to do what was normally expected of you because of your use of the following substance(s)?

(only includes students who have used this substance within the last 3 months)

Heroin

	Cis Men		Cis Women		Trans/Gender Non-conforming		Total	
	Freq.	Pct.	Freq.	Pct.	Freq.	Pct.	Freq.	Pct.
0 Never	0	0	0	0	0	0	0	0.0
5 Once or twice	0	0	0	0	0	0	0	0.0
6 Monthly	0	0	0	0	0	0	0	0.0
7 Weekly	0	0	0	0	0	0	0	0.0
8 Daily or almost daily	0	0	0	0	0	0	0	0.0
Valid responses =	0	0	0	0	0	0	0	0.0

Invalid responses include no response.

22M11) During the past 3 months, how often have you failed to do what was normally expected of you because of your use of the following substance(s)?

(only includes students who have used this substance within the last 3 months)

Prescription opioids (morphine, codeine, fentanyl, oxycodone [OxyContin, Percocet], hydrocodone [Vicodin], methadone, buprenorphine [Suboxone], etc.)

[Please report nonmedical use only.]

	Cis Men		Cis Women		Trans/Gender Non-conforming		Total	
	Freq.	Pct.	Freq.	Pct.	Freq.	Pct.	Freq.	Pct.
0 Never	0	0	0	0	0	0	0	0.0
5 Once or twice	0	0	0	0	0	0	0	0.0
6 Monthly	0	0	0	0	0	0	0	0.0
7 Weekly	0	0	0	0	0	0	0	0.0
8 Daily or almost daily	0	0	0	0	0	0	0	0.0
Valid responses =	0	0	0	0	0	0	0	0.0

Invalid responses include no response.



AMERICAN COLLEGE HEALTH ASSOCIATION

American College Health Association-National College Health Assessment (ACHA-NCHA III)

Institutional Data Report - Spring 2022

American College Health Association

8455 Colesville Road, Suite 740

Silver Spring, MD 20910

(410) 859-1500

www.acha.org

UNIVERSITY OF ROCHESTER UNDERGRADUATE

April 27, 2022

FREQUENCY REPORT

Number of Surveys (n) = 189 Web Surveys

22M12) During the past 3 months, how often have you failed to do what was normally expected of you because of your use of the following substance(s) of you because of your use of the following substance(s)? (only includes students who have used this substance within the last 3 months)

Other

	Cis Men		Cis Women		Trans/Gender Non-conforming		Total	
	Freq.	Pct.	Freq.	Pct.	Freq.	Pct.	Freq.	Pct.
0 Never	1	100	0	0	0	0	1	100.0
5 Once or twice	0	0	0	0	0	0	0	0.0
6 Monthly	0	0	0	0	0	0	0	0.0
7 Weekly	0	0	0	0	0	0	0	0.0
8 Daily or almost daily	0	0	0	0	0	0	0	0.0
Valid responses =	1	100	0	0	0	0	1	0.5

Invalid responses include no response.

22N1) Has a friend or relative or anyone else ever expressed concern about your use of the following substance(s)?

(only includes students who have ever used this substance)

Tobacco or nicotine delivery products (cigarettes, e-cigarettes, Juul or other vape products, water pipe or hookah, chewing tobacco, cigars, etc.)

	Cis Men		Cis Women		Trans/Gender Non-conforming		Total	
	Freq.	Pct.	Freq.	Pct.	Freq.	Pct.	Freq.	Pct.
0 No, Never	14	82	18	86	4	80	37	84.1
3 Yes, not in the past 3 months	1	6	2	10	0	0	3	6.8
6 Yes, in the past 3 months	2	12	1	5	1	20	4	9.1
Valid responses =	17	39	21	48	5	11	44	23.3

Invalid responses include no response.

22N2) Has a friend or relative or anyone else ever expressed concern about your use of the following substance(s)?

(only includes students who have ever used this substance)

Alcoholic beverages (beer, wine, liquor, etc.)

	Cis Men		Cis Women		Trans/Gender Non-conforming		Total	
	Freq.	Pct.	Freq.	Pct.	Freq.	Pct.	Freq.	Pct.
0 No, Never	37	93	71	92	8	80	116	91.3
3 Yes, not in the past 3 months	2	5	3	4	1	10	6	4.7
6 Yes, in the past 3 months	1	3	3	4	1	10	5	3.9
Valid responses =	40	31	77	61	10	8	127	67.2

Invalid responses include no response.

22N3) Has a friend or relative or anyone else ever expressed concern about your use of the following substance(s)?

(only includes students who have ever used this substance)

Cannabis (marijuana, weed, hash, edibles, vaped cannabis, etc.) [Please report nonmedical use only.]

	Cis Men		Cis Women		Trans/Gender Non-conforming		Total	
	Freq.	Pct.	Freq.	Pct.	Freq.	Pct.	Freq.	Pct.
0 No, Never	25	86	34	90	5	83	65	87.8
3 Yes, not in the past 3 months	2	7	0	0	1	17	3	4.1
6 Yes, in the past 3 months	2	7	4	11	0	0	6	8.1
Valid responses =	29	39	38	51	6	8	74	39.2

Invalid responses include no response.

22N4) Has a friend or relative or anyone else ever expressed concern about your use of the following substance(s)?

(only includes students who have ever used this substance)

Cocaine (coke, crack, etc.)

	Cis Men		Cis Women		Trans/Gender Non-conforming		Total	
	Freq.	Pct.	Freq.	Pct.	Freq.	Pct.	Freq.	Pct.
0 No, Never	1	50	1	100	1	100	4	80.0
3 Yes, not in the past 3 months	1	50	0	0	0	0	1	20.0
6 Yes, in the past 3 months	0	0	0	0	0	0	0	0.0
Valid responses =	2	40	1	20	1	20	5	2.6

Invalid responses include no response.

22N5) Has a friend or relative or anyone else ever expressed concern about your use of the following substance(s)?

(only includes students who have ever used this substance)

Prescription stimulants (Ritalin, Concerta, Dexedrine, Adderall, diet pills, etc.) [Please report nonmedical use only.]

	Cis Men		Cis Women		Trans/Gender Non-conforming		Total	
	Freq.	Pct.	Freq.	Pct.	Freq.	Pct.	Freq.	Pct.
0 No, Never	5	100	4	100	1	100	11	100.0
3 Yes, not in the past 3 months	0	0	0	0	0	0	0	0.0
6 Yes, in the past 3 months	0	0	0	0	0	0	0	0.0
Valid responses =	5	45	4	36	1	9	11	5.8

Invalid responses include no response.



AMERICAN COLLEGE HEALTH ASSOCIATION

American College Health Association-National College Health Assessment (ACHA-NCHA III)

Institutional Data Report - Spring 2022

American College Health Association

8455 Colesville Road, Suite 740

Silver Spring, MD 20910

(410) 859-1500

www.acha.org

UNIVERSITY OF ROCHESTER UNDERGRADUATE

April 27, 2022

FREQUENCY REPORT

Number of Surveys (n) = 189 Web Surveys

22N6) Has a friend or relative or anyone else ever expressed concern about your use of the following substance(s)?

(only includes students who have ever used this substance)

Methamphetamine (speed, crystal meth, ice, etc.)

	Cis Men		Cis Women		Trans/Gender Non-conforming		Total	
	Freq.	Pct.	Freq.	Pct.	Freq.	Pct.	Freq.	Pct.
0 No, Never	0	0	0	0	0	0	1	100.0
3 Yes, not in the past 3 months	0	0	0	0	0	0	0	0.0
6 Yes, in the past 3 months	0	0	0	0	0	0	0	0.0
Valid responses =	0	0	0	0	0	0	1	0.5

Invalid responses include no response.

22N7) Has a friend or relative or anyone else ever expressed concern about your use of the following substance(s)?

(only includes students who have ever used this substance)

Inhalants (poppers, nitrous, glue, gas, paint thinner, etc.)

	Cis Men		Cis Women		Trans/Gender Non-conforming		Total	
	Freq.	Pct.	Freq.	Pct.	Freq.	Pct.	Freq.	Pct.
0 No, Never	1	100	2	100	0	0	4	100.0
3 Yes, not in the past 3 months	0	0	0	0	0	0	0	0.0
6 Yes, in the past 3 months	0	0	0	0	0	0	0	0.0
Valid responses =	1	25	2	50	0	0	4	2.1

Invalid responses include no response.

22N8) Has a friend or relative or anyone else ever expressed concern about your use of the following substance(s)?

(only includes students who have ever used this substance)

Sedatives or Sleeping Pills (Valium, Ativan, Xanax, Klonopin, Librium, Rohypnol, GHB, etc.) [Please report nonmedical use only.]

	Cis Men		Cis Women		Trans/Gender Non-conforming		Total	
	Freq.	Pct.	Freq.	Pct.	Freq.	Pct.	Freq.	Pct.
0 No, Never	3	100	2	100	2	100	8	100.0
3 Yes, not in the past 3 months	0	0	0	0	0	0	0	0.0
6 Yes, in the past 3 months	0	0	0	0	0	0	0	0.0
Valid responses =	3	38	2	25	2	25	8	4.2

Invalid responses include no response.

22N9) Has a friend or relative or anyone else ever expressed concern about your use of the following substance(s)?

(only includes students who have ever used this substance)

Hallucinogens (Ecstasy, MDMA, Molly, LSD, acid, mushrooms, PCP, Special K, etc.)

	Cis Men		Cis Women		Trans/Gender Non-conforming		Total	
	Freq.	Pct.	Freq.	Pct.	Freq.	Pct.	Freq.	Pct.
0 No, Never	3	75	2	100	1	100	7	87.5
3 Yes, not in the past 3 months	1	25	0	0	0	0	1	12.5
6 Yes, in the past 3 months	0	0	0	0	0	0	0	0.0
Valid responses =	4	50	2	25	1	13	8	4.2

Invalid responses include no response.

22N10) Has a friend or relative or anyone else ever expressed concern about your use of the following substance(s)?

(only includes students who have ever used this substance)

Heroin

	Cis Men		Cis Women		Trans/Gender Non-conforming		Total	
	Freq.	Pct.	Freq.	Pct.	Freq.	Pct.	Freq.	Pct.
0 No, Never	0	0	0	0	0	0	1	100.0
3 Yes, not in the past 3 months	0	0	0	0	0	0	0	0.0
6 Yes, in the past 3 months	0	0	0	0	0	0	0	0.0
Valid responses =	0	0	0	0	0	0	1	0.5

Invalid responses include no response.

22N11) Has a friend or relative or anyone else ever expressed concern about your use of the following substance(s)?

(only includes students who have ever used this substance)

Prescription opioids (morphine, codeine, fentanyl, oxycodone [OxyContin, Percocet], hydrocodone [Vicodin], methadone, buprenorphine [Suboxone], etc.)

[Please report nonmedical use only.]

	Cis Men		Cis Women		Trans/Gender Non-conforming		Total	
	Freq.	Pct.	Freq.	Pct.	Freq.	Pct.	Freq.	Pct.
0 No, Never	2	100	0	0	0	0	3	100.0
3 Yes, not in the past 3 months	0	0	0	0	0	0	0	0.0
6 Yes, in the past 3 months	0	0	0	0	0	0	0	0.0
Valid responses =	2	67	0	0	0	0	3	1.6

Invalid responses include no response.



22N12) Has a friend or relative or anyone else ever expressed concern about your use of the following substance(s)?

(only includes students who have ever used this substance)

Other

Table with columns: Cis Men (Freq., Pct.), Cis Women (Freq., Pct.), Trans/Gender Non-conforming (Freq., Pct.), Total (Freq., Pct.). Rows: 0 No, Never; 3 Yes, not in the past 3 months; 6 Yes, in the past 3 months; Valid responses =; Invalid responses include no response.

22O1) Have you ever tried and failed to control, cut down or stop using the following substance(s)? (only includes students who have ever used this substance)

Tobacco or nicotine delivery products (cigarettes, e-cigarettes, Juul or other vape products, water pipe or hookah, chewing tobacco, cigars, etc.)

Table with columns: Cis Men (Freq., Pct.), Cis Women (Freq., Pct.), Trans/Gender Non-conforming (Freq., Pct.), Total (Freq., Pct.). Rows: 0 No, Never; 3 Yes, not in the past 3 months; 6 Yes, in the past 3 months; Valid responses =; Invalid responses include no response.

22O2) Have you ever tried and failed to control, cut down or stop using the following substance(s)? (only includes students who have ever used this substance)

Alcoholic beverages (beer, wine, liquor, etc.)

Table with columns: Cis Men (Freq., Pct.), Cis Women (Freq., Pct.), Trans/Gender Non-conforming (Freq., Pct.), Total (Freq., Pct.). Rows: 0 No, Never; 3 Yes, not in the past 3 months; 6 Yes, in the past 3 months; Valid responses =; Invalid responses include no response.

22O3) Have you ever tried and failed to control, cut down or stop using the following substance(s)? (only includes students who have ever used this substance)

Cannabis (marijuana, weed, hash, edibles, vaped cannabis, etc.) [Please report nonmedical use only.]

Table with columns: Cis Men (Freq., Pct.), Cis Women (Freq., Pct.), Trans/Gender Non-conforming (Freq., Pct.), Total (Freq., Pct.). Rows: 0 No, Never; 3 Yes, not in the past 3 months; 6 Yes, in the past 3 months; Valid responses =; Invalid responses include no response.

22O4) Have you ever tried and failed to control, cut down or stop using the following substance(s)? (only includes students who have ever used this substance)

Cocaine (coke, crack, etc.)

Table with columns: Cis Men (Freq., Pct.), Cis Women (Freq., Pct.), Trans/Gender Non-conforming (Freq., Pct.), Total (Freq., Pct.). Rows: 0 No, Never; 3 Yes, not in the past 3 months; 6 Yes, in the past 3 months; Valid responses =; Invalid responses include no response.

22O5) Have you ever tried and failed to control, cut down or stop using the following substance(s)? (only includes students who have ever used this substance)

Prescription stimulants (Ritalin, Concerta, Dexedrine, Adderall, diet pills, etc.) [Please report nonmedical use only.]

Table with columns: Cis Men (Freq., Pct.), Cis Women (Freq., Pct.), Trans/Gender Non-conforming (Freq., Pct.), Total (Freq., Pct.). Rows: 0 No, Never; 3 Yes, not in the past 3 months; 6 Yes, in the past 3 months; Valid responses =; Invalid responses include no response.

22O6) Have you ever tried and failed to control, cut down or stop using the following substance(s)? (only includes students who have ever used this substance)

Methamphetamine (speed, crystal meth, ice, etc.)

Table with columns: Cis Men (Freq., Pct.), Cis Women (Freq., Pct.), Trans/Gender Non-conforming (Freq., Pct.), Total (Freq., Pct.). Rows: 0 No, Never; 3 Yes, not in the past 3 months; 6 Yes, in the past 3 months; Valid responses =; Invalid responses include no response.



AMERICAN COLLEGE HEALTH ASSOCIATION

American College Health Association-National College Health Assessment (ACHA-NCHA III)

Institutional Data Report - Spring 2022

American College Health Association

8455 Colesville Road, Suite 740

Silver Spring, MD 20910

(410) 859-1500

www.acha.org

UNIVERSITY OF ROCHESTER UNDERGRADUATE

April 27, 2022

FREQUENCY REPORT

Number of Surveys (n) = 189 Web Surveys

22O7) Have you ever tried and failed to control, cut down or stop using the following substance(s)? (only includes students who have ever used this substance)
Inhalants (poppers, nitrous, glue, gas, paint thinner, etc.)

	Cis Men		Cis Women		Trans/Gender Non-conforming		Total	
	Freq.	Pct.	Freq.	Pct.	Freq.	Pct.	Freq.	Pct.
0 No, Never	1	100	2	100	0	0	4	100.0
3 Yes, not in the past 3 months	0	0	0	0	0	0	0	0.0
6 Yes, in the past 3 months	0	0	0	0	0	0	0	0.0
Valid responses =	1	25	2	50	0	0	4	2.1

Invalid responses include no response.

22O8) Have you ever tried and failed to control, cut down or stop using the following substance(s)? (only includes students who have ever used this substance)
Sedatives or Sleeping Pills (Valium, Ativan, Xanax, Klonopin, Librium, Rohypnol, GHB, etc.) [Please report nonmedical use only.]

	Cis Men		Cis Women		Trans/Gender Non-conforming		Total	
	Freq.	Pct.	Freq.	Pct.	Freq.	Pct.	Freq.	Pct.
0 No, Never	3	100	2	100	1	50	7	87.5
3 Yes, not in the past 3 months	0	0	0	0	1	50	1	12.5
6 Yes, in the past 3 months	0	0	0	0	0	0	0	0.0
Valid responses =	3	38	2	25	2	25	8	4.2

Invalid responses include no response.

22O9) Have you ever tried and failed to control, cut down or stop using the following substance(s)? (only includes students who have ever used this substance)
Hallucinogens (Ecstasy, MDMA, Molly, LSD, acid, mushrooms, PCP, Special K, etc.)

	Cis Men		Cis Women		Trans/Gender Non-conforming		Total	
	Freq.	Pct.	Freq.	Pct.	Freq.	Pct.	Freq.	Pct.
0 No, Never	4	100	2	100	1	100	8	100.0
3 Yes, not in the past 3 months	0	0	0	0	0	0	0	0.0
6 Yes, in the past 3 months	0	0	0	0	0	0	0	0.0
Valid responses =	4	50	2	25	1	13	8	4.2

Invalid responses include no response.

22O10) Have you ever tried and failed to control, cut down or stop using the following substance(s)? (only includes students who have ever used this substance)
Heroin

	Cis Men		Cis Women		Trans/Gender Non-conforming		Total	
	Freq.	Pct.	Freq.	Pct.	Freq.	Pct.	Freq.	Pct.
0 No, Never	0	0	0	0	0	0	1	100.0
3 Yes, not in the past 3 months	0	0	0	0	0	0	0	0.0
6 Yes, in the past 3 months	0	0	0	0	0	0	0	0.0
Valid responses =	0	0	0	0	0	0	1	0.5

Invalid responses include no response.

22O11) Have you ever tried and failed to control, cut down or stop using the following substance(s)? (only includes students who have ever used this substance)
Prescription opioids (morphine, codeine, fentanyl, oxycodone [OxyContin, Percocet], hydrocodone [Vicodin], methadone, buprenorphine [Suboxone], etc.) [Please report nonmedical use only.]

	Cis Men		Cis Women		Trans/Gender Non-conforming		Total	
	Freq.	Pct.	Freq.	Pct.	Freq.	Pct.	Freq.	Pct.
0 No, Never	2	100	0	0	0	0	3	100.0
3 Yes, not in the past 3 months	0	0	0	0	0	0	0	0.0
6 Yes, in the past 3 months	0	0	0	0	0	0	0	0.0
Valid responses =	2	67	0	0	0	0	3	1.6

Invalid responses include no response.

22O12) Have you ever tried and failed to control, cut down or stop using the following substance(s)? (only includes students who have ever used this substance)
Other

	Cis Men		Cis Women		Trans/Gender Non-conforming		Total	
	Freq.	Pct.	Freq.	Pct.	Freq.	Pct.	Freq.	Pct.
0 No, Never	1	100	0	0	0	0	2	100.0
3 Yes, not in the past 3 months	0	0	0	0	0	0	0	0.0
6 Yes, in the past 3 months	0	0	0	0	0	0	0	0.0
Valid responses =	1	50	0	0	0	0	2	1.1

Invalid responses include no response.



22P) Have you ever used any drug by injection? [RECREATIONAL or NON-MEDICAL USE ONLY] (only includes students who have ever used any substance)

	Cis Men		Cis Women		Trans/Gender Non-conforming		Total	
	Freq.	Pct.	Freq.	Pct.	Freq.	Pct.	Freq.	Pct.
0 No, Never	42	100	77	100	11	100	131	100.0
1 Yes, not in the past 3 months	0	0	0	0	0	0	0	0.0
2 Yes, in the past 3 months	0	0	0	0	0	0	0	0.0
Valid responses =	42	32	77	59	11	8	131	69.3

Invalid responses include no response.

22Q) In the past 3 months, how often have you injected drugs? [RECREATIONAL or NON-MEDICAL USE ONLY]

(only includes students who have used drugs by injection within the last 3 months)

	Cis Men		Cis Women		Trans/Gender Non-conforming		Total	
	Freq.	Pct.	Freq.	Pct.	Freq.	Pct.	Freq.	Pct.
0 Once per week or less	0	0	0	0	0	0	0	0.0
1 More than once per week	0	0	0	0	0	0	0	0.0
Valid responses =	0	0	0	0	0	0	0	0.0

Invalid responses include no response.

23A) Within the last 3 months, which tobacco products have you used? (only includes students who have used tobacco or nicotine in the last 3 months)

Cigarettes

	Cis Men		Cis Women		Trans/Gender Non-conforming		Total	
	Freq.	Pct.	Freq.	Pct.	Freq.	Pct.	Freq.	Pct.
1 No	6	75	11	69	0	0	17	63.0
2 Yes	2	25	5	31	3	100	10	37.0
Valid responses =	8	30	16	59	3	11	27	14.3

Invalid responses include no response.

23B) Within the last 3 months, which tobacco products have you used? (only includes students who have used tobacco or nicotine in the last 3 months)

E-cigarettes or other vape products (for example: Juul, etc.)

	Cis Men		Cis Women		Trans/Gender Non-conforming		Total	
	Freq.	Pct.	Freq.	Pct.	Freq.	Pct.	Freq.	Pct.
1 No	2	25	3	19	0	0	5	18.5
2 Yes	6	75	13	81	3	100	22	81.5
Valid responses =	8	30	16	59	3	11	27	14.3

Invalid responses include no response.

23C) Within the last 3 months, which tobacco products have you used? (only includes students who have used tobacco or nicotine in the last 3 months)

Water pipe or hookah

	Cis Men		Cis Women		Trans/Gender Non-conforming		Total	
	Freq.	Pct.	Freq.	Pct.	Freq.	Pct.	Freq.	Pct.
1 No	8	100	15	94	1	100	24	96.0
2 Yes	0	0	1	6	0	0	1	4.0
Valid responses =	8	32	16	64	1	4	25	13.2

Invalid responses include no response.

23D) Within the last 3 months, which tobacco products have you used? (only includes students who have used tobacco or nicotine in the last 3 months)

Chewing or smokeless tobacco

	Cis Men		Cis Women		Trans/Gender Non-conforming		Total	
	Freq.	Pct.	Freq.	Pct.	Freq.	Pct.	Freq.	Pct.
1 No	7	88	16	100	1	100	24	96.0
2 Yes	1	13	0	0	0	0	1	4.0
Valid responses =	8	32	16	64	1	4	25	13.2

Invalid responses include no response.

23E) Within the last 3 months, which tobacco products have you used? (only includes students who have used tobacco or nicotine in the last 3 months)

Cigars or little cigars

	Cis Men		Cis Women		Trans/Gender Non-conforming		Total	
	Freq.	Pct.	Freq.	Pct.	Freq.	Pct.	Freq.	Pct.
1 No	6	86	16	100	1	100	23	95.8
2 Yes	1	14	0	0	0	0	1	4.2
Valid responses =	7	29	16	67	1	4	24	12.7

Invalid responses include no response.

23F) Within the last 3 months, which tobacco products have you used? (only includes students who have used tobacco or nicotine in the last 3 months)

Other

	Cis Men		Cis Women		Trans/Gender Non-conforming		Total	
	Freq.	Pct.	Freq.	Pct.	Freq.	Pct.	Freq.	Pct.
1 No	6	100	12	100	1	100	19	100.0
2 Yes	0	0	0	0	0	0	0	0.0
Valid responses =	6	32	12	63	1	5	19	10.1

Invalid responses include no response.



24) When, if ever, was the last time you used cannabis/marijuana? Please include medical and non-medical use.

	Cis Men		Cis Women		Trans/Gender Non-conforming		Total	
	Freq.	Pct.	Freq.	Pct.	Freq.	Pct.	Freq.	Pct.
1 Never	29	48	69	62	9	56	108	57.1
2 Within the last 2 weeks	8	13	14	13	2	13	24	12.7
3 More than 2 weeks but within 30 days	3	5	7	6	2	13	12	6.3
4 More than 30 days but within 3 months	8	13	6	5	0	0	14	7.4
5 More than 3 months but within 12 months	7	12	10	9	2	13	19	10.1
6 More than 12 months ago	6	10	5	5	1	6	12	6.3
Valid responses =	61	32	111	59	16	8	189	100.0

Invalid responses include no response.

25A) When, if ever, was the last time you drank alcohol?

	Cis Men		Cis Women		Trans/Gender Non-conforming		Total	
	Freq.	Pct.	Freq.	Pct.	Freq.	Pct.	Freq.	Pct.
1 Never	15	25	30	27	2	13	47	24.9
2 Within the last 2 weeks	24	39	47	42	6	38	77	40.7
3 More than 2 weeks but within 30 days	9	15	10	9	0	0	19	10.1
4 More than 30 days but within 3 months	2	3	10	9	1	6	13	6.9
5 More than 3 months but within 12 months	7	12	8	7	3	19	19	10.1
6 More than 12 months ago	4	7	6	5	4	25	14	7.4
Valid responses =	61	32	111	59	16	8	189	100.0

Invalid responses include no response.

25B1) The last time you drank alcohol: (only includes students who drank alcohol within the last 3 months)

Did you get drunk?

	Cis Men		Cis Women		Trans/Gender Non-conforming		Total	
	Freq.	Pct.	Freq.	Pct.	Freq.	Pct.	Freq.	Pct.
1 No	20	57	39	58	6	86	65	59.6
2 Yes	15	43	28	42	1	14	44	40.4
Valid responses =	35	32	67	61	7	6	109	57.7

Invalid responses include no response.

25B2) The last time you drank alcohol: (only includes students who drank alcohol within the last 3 months)

Did you intend to get drunk?

	Cis Men		Cis Women		Trans/Gender Non-conforming		Total	
	Freq.	Pct.	Freq.	Pct.	Freq.	Pct.	Freq.	Pct.
1 No	21	60	37	55	6	86	64	58.7
2 Yes	14	40	30	45	1	14	45	41.3
Valid responses =	35	32	67	61	7	6	109	57.7

Invalid responses include no response.

26) One drink of alcohol is defined as a 12 oz. can or bottle of beer or wine cooler, a 4 oz. glass of wine, or a shot of liquor straight or in a mixed drink.

(only includes students who drank alcohol within the last 3 months)

The last time you drank alcohol in a social setting, how many drinks of alcohol did you have?

	Cis Men		Cis Women		Trans/Gender Non-conforming		Total	
	Freq.	Pct.	Freq.	Pct.	Freq.	Pct.	Freq.	Pct.
0 0 Drinks	0	0	2	3	0	0	2	1.9
1 1 to 2 Drinks	16	46	30	45	3	50	49	45.4
2 3 to 4 Drinks	5	14	21	31	2	33	28	25.9
3 5 to 6 Drinks	10	29	12	18	0	0	22	20.4
4 7 to 8 Drinks	1	3	0	0	1	17	2	1.9
5 9 to 10 Drinks	2	6	2	3	0	0	4	3.7
6 11 or More Drinks	1	3	0	0	0	0	1	0.9
Total	35	32	67	62	6	6	108	57.1

Invalid responses include no response.

	Mean	Median	Std Dev	Min	Max
Cis Men	3.77	3.00	2.75	1	11
Cis Women	2.90	3.00	2.04	0	10
Trans/Gender Non-conforming	2.83	3.00	2.23	1	7
Overall	3.18	3.00	2.32	0	11



AMERICAN COLLEGE HEALTH ASSOCIATION

American College Health Association-National College Health Assessment (ACHA-NCHA III)

Institutional Data Report - Spring 2022

American College Health Association

8455 Colesville Road, Suite 740

Silver Spring, MD 20910

(410) 859-1500

www.acha.org

UNIVERSITY OF ROCHESTER UNDERGRADUATE

April 27, 2022

FREQUENCY REPORT

Number of Surveys (n) = 189 Web Surveys

27) One drink of alcohol is defined as a 12 oz. can or bottle of beer or wine cooler, a 4 oz. glass of wine, or a shot of liquor straight or in a mixed drink.

(only includes students who drank alcohol within the last 3 months)

The last time you drank alcohol in a social setting, over how many hours did you drink alcohol?

	Cis Men		Cis Women		Trans/Gender Non-conforming		Total	
	Freq.	Pct.	Freq.	Pct.	Freq.	Pct.	Freq.	Pct.
0 0 Hours	0	0	1	2	1	14	2	1.8
1 1 to 2 Hours	20	57	36	54	4	57	60	55.0
2 3 to 4 Hours	12	34	20	30	2	29	34	31.2
3 5 to 6 Hours	2	6	9	13	0	0	11	10.1
4 7 to 8 Hours	1	3	0	0	0	0	1	0.9
5 9 to 10 Hours	0	0	1	2	0	0	1	0.9
6 11 or More Hours	0	0	0	0	0	0	0	0.0
Total	35	32	67	61	7	6	109	57.7

Invalid responses include no response.

	Mean	Median	Std Dev	Min	Max
Cis Men	2.61	2.00	1.53	1	8
Cis Women	2.66	2.00	1.75	0	10
Trans/Gender Non-conforming	1.71	1.00	1.38	0	4
Overall	2.58	2.00	1.66	0	10

28) Over the last two weeks, how many times have you had five or more drinks (males) or four or more drinks (females) containing any kind of alcohol at a sitting?

(only includes students who drank alcohol within the last 2 weeks)

	Cis Men		Cis Women		Trans/Gender Non-conforming		Total	
	Freq.	Pct.	Freq.	Pct.	Freq.	Pct.	Freq.	Pct.
1 None	8	33	25	53	4	67	37	48.1
2 1 time	7	29	10	21	0	0	17	22.1
3 2 times	5	21	8	17	1	17	14	18.2
4 3 times	2	8	3	6	0	0	5	6.5
5 4 times	0	0	0	0	0	0	0	0.0
6 5 times	1	4	1	2	0	0	2	2.6
7 6 times	0	0	0	0	1	17	1	1.3
8 7 times	0	0	0	0	0	0	0	0.0
9 8 times	1	4	0	0	0	0	1	1.3
10 9 times	0	0	0	0	0	0	0	0.0
11 10 or more times	0	0	0	0	0	0	0	0.0
Total	24	31	47	61	6	8	77	40.7

Invalid responses include no response.

29A) Within the last 12 months, have you experienced any of the following when drinking alcohol? (only includes students who drank alcohol within the last 12 months)

Did something I later regretted

	Cis Men		Cis Women		Trans/Gender Non-conforming		Total	
	Freq.	Pct.	Freq.	Pct.	Freq.	Pct.	Freq.	Pct.
1 No	34	81	61	81	8	80	104	81.3
2 Yes	8	19	14	19	2	20	24	18.8
Valid responses =	42	33	75	59	10	8	128	67.7

Invalid responses include no response.

29B) Within the last 12 months, have you experienced any of the following when drinking alcohol? (only includes students who drank alcohol within the last 12 months)

Blackout (forgot where I was or what I did for a large period of time and cannot remember, even when someone reminds me)

	Cis Men		Cis Women		Trans/Gender Non-conforming		Total	
	Freq.	Pct.	Freq.	Pct.	Freq.	Pct.	Freq.	Pct.
1 No	36	86	65	87	7	70	109	85.2
2 Yes	6	14	10	13	3	30	19	14.8
Valid responses =	42	33	75	59	10	8	128	67.7

Invalid responses include no response.

29C) Within the last 12 months, have you experienced any of the following when drinking alcohol? (only includes students who drank alcohol within the last 12 months)

Brownout (forgot where I was or what I did for short periods of time, but can remember once someone reminds me)

	Cis Men		Cis Women		Trans/Gender Non-conforming		Total	
	Freq.	Pct.	Freq.	Pct.	Freq.	Pct.	Freq.	Pct.
1 No	34	81	59	79	7	70	101	78.9
2 Yes	8	19	16	21	3	30	27	21.1
Valid responses =	42	33	75	59	10	8	128	67.7

Invalid responses include no response.

29D) Within the last 12 months, have you experienced any of the following when drinking alcohol? (only includes students who drank alcohol within the last 12 months)

Got in trouble with the police

	Cis Men		Cis Women		Trans/Gender Non-conforming		Total	
	Freq.	Pct.	Freq.	Pct.	Freq.	Pct.	Freq.	Pct.
1 No	42	100	74	99	10	100	127	99.2
2 Yes	0	0	1	1	0	0	1	0.8
Valid responses =	42	33	75	59	10	8	128	67.7

Invalid responses include no response.



AMERICAN COLLEGE HEALTH ASSOCIATION

American College Health Association-National College Health Assessment (ACHA-NCHA III)

Institutional Data Report - Spring 2022

American College Health Association

8455 Colesville Road, Suite 740

Silver Spring, MD 20910

(410) 859-1500

www.acha.org

UNIVERSITY OF ROCHESTER UNDERGRADUATE

April 27, 2022

FREQUENCY REPORT

Number of Surveys (n) = 189 Web Surveys

29E) Within the last 12 months, have you experienced any of the following when drinking alcohol? (only includes students who drank alcohol within the last 12 months)
Got in trouble with college/university authorities

	Cis Men		Cis Women		Trans/Gender Non-conforming		Total	
	Freq.	Pct.	Freq.	Pct.	Freq.	Pct.	Freq.	Pct.
1 No	42	100	73	97	10	100	126	98.4
2 Yes	0	0	2	3	0	0	2	1.6
Valid responses =	42	33	75	59	10	8	128	67.7

Invalid responses include no response.

29F) Within the last 12 months, have you experienced any of the following when drinking alcohol? (only includes students who drank alcohol within the last 12 months)
Someone had sex with me without my consent

	Cis Men		Cis Women		Trans/Gender Non-conforming		Total	
	Freq.	Pct.	Freq.	Pct.	Freq.	Pct.	Freq.	Pct.
1 No	42	100	73	99	8	80	124	97.6
2 Yes	0	0	1	1	2	20	3	2.4
Valid responses =	42	33	74	58	10	8	127	67.2

Invalid responses include no response.

29G) Within the last 12 months, have you experienced any of the following when drinking alcohol? (only includes students who drank alcohol within the last 12 months)
Had sex with someone without their consent

	Cis Men		Cis Women		Trans/Gender Non-conforming		Total	
	Freq.	Pct.	Freq.	Pct.	Freq.	Pct.	Freq.	Pct.
1 No	42	100	75	100	10	100	128	100.0
2 Yes	0	0	0	0	0	0	0	0.0
Valid responses =	42	33	75	59	10	8	128	67.7

Invalid responses include no response.

29H) Within the last 12 months, have you experienced any of the following when drinking alcohol? (only includes students who drank alcohol within the last 12 months)
Had unprotected sex

	Cis Men		Cis Women		Trans/Gender Non-conforming		Total	
	Freq.	Pct.	Freq.	Pct.	Freq.	Pct.	Freq.	Pct.
1 No	38	93	72	96	10	100	121	95.3
2 Yes	3	7	3	4	0	0	6	4.7
Valid responses =	41	32	75	59	10	8	127	67.2

Invalid responses include no response.

29I) Within the last 12 months, have you experienced any of the following when drinking alcohol? (only includes students who drank alcohol within the last 12 months)
Physically injured myself

	Cis Men		Cis Women		Trans/Gender Non-conforming		Total	
	Freq.	Pct.	Freq.	Pct.	Freq.	Pct.	Freq.	Pct.
1 No	37	88	71	95	7	70	116	90.6
2 Yes	5	12	4	5	3	30	12	9.4
Valid responses =	42	33	75	59	10	8	128	67.7

Invalid responses include no response.

29J) Within the last 12 months, have you experienced any of the following when drinking alcohol? (only includes students who drank alcohol within the last 12 months)
Physically injured another person

	Cis Men		Cis Women		Trans/Gender Non-conforming		Total	
	Freq.	Pct.	Freq.	Pct.	Freq.	Pct.	Freq.	Pct.
1 No	42	100	75	100	10	100	128	100.0
2 Yes	0	0	0	0	0	0	0	0.0
Valid responses =	42	33	75	59	10	8	128	67.7

Invalid responses include no response.

29K) Within the last 12 months, have you experienced any of the following when drinking alcohol? (only includes students who drank alcohol within the last 12 months)
Seriously considered suicide

	Cis Men		Cis Women		Trans/Gender Non-conforming		Total	
	Freq.	Pct.	Freq.	Pct.	Freq.	Pct.	Freq.	Pct.
1 No	41	98	75	100	8	80	125	97.7
2 Yes	1	2	0	0	2	20	3	2.3
Valid responses =	42	33	75	59	10	8	128	67.7

Invalid responses include no response.

29L) Within the last 12 months, have you experienced any of the following when drinking alcohol? (only includes students who drank alcohol within the last 12 months)
Needed medical help

	Cis Men		Cis Women		Trans/Gender Non-conforming		Total	
	Freq.	Pct.	Freq.	Pct.	Freq.	Pct.	Freq.	Pct.
1 No	41	98	75	100	10	100	127	99.2
2 Yes	1	2	0	0	0	0	1	0.8
Valid responses =	42	33	75	59	10	8	128	67.7

Invalid responses include no response.



30A) Within the last 30 days, did you drive after drinking any alcohol at all?

(only includes students who drank alcohol within the last 30 days AND drove a car within the last 30 days)

	Cis Men		Cis Women		Trans/Gender Non-conforming		Total	
	Freq.	Pct.	Freq.	Pct.	Freq.	Pct.	Freq.	Pct.
1 No	21	91	36	95	3	100	60	93.8
2 Yes	2	9	2	5	0	0	4	6.3
Valid responses =	23	36	38	59	3	5	64	33.9

Invalid responses include no response.

30B) Within the last 12 months, to what extent did your alcohol use affect your academic performance? (only includes students who drank alcohol within the last 12 months)

	Cis Men		Cis Women		Trans/Gender Non-conforming		Total	
	Freq.	Pct.	Freq.	Pct.	Freq.	Pct.	Freq.	Pct.
1 Alcohol use did not affect academic performance	41	98	74	100	10	100	126	99.2
2 Alcohol use negatively impacted performance in class	1	2	0	0	0	0	1	0.8
3 Alcohol use delayed progress towards degree	0	0	0	0	0	0	0	0.0
Valid responses =	42	33	74	58	10	8	127	67.2

Invalid responses include no response.

31A) Within the last 30 days, did you drive within 6 hours of using cannabis/marijuana?

(only includes students who used cannabis within the last 30 days AND drove a car within the last 30 days)

	Cis Men		Cis Women		Trans/Gender Non-conforming		Total	
	Freq.	Pct.	Freq.	Pct.	Freq.	Pct.	Freq.	Pct.
1 No	6	86	13	100	0	0	19	90.5
2 Yes	1	14	0	0	1	100	2	9.5
Valid responses =	7	33	13	62	1	5	21	11.1

Invalid responses include no response.

31B) Within the last 12 months, to what extent did your cannabis/marijuana use affect your academic performance?

(only includes students who used cannabis within the last 12 months)

	Cis Men		Cis Women		Trans/Gender Non-conforming		Total	
	Freq.	Pct.	Freq.	Pct.	Freq.	Pct.	Freq.	Pct.
1 Marijuana use did not affect academic performance	24	96	35	97	5	100	64	97.0
2 Marijuana use negatively impacted performance in class	1	4	1	3	0	0	2	3.0
3 Marijuana use delayed progress towards degree	0	0	0	0	0	0	0	0.0
Valid responses =	25	38	36	55	5	8	66	34.9

Invalid responses include no response.

32) Do you identify as a person in recovery from alcohol or other drug use?

	Cis Men		Cis Women		Trans/Gender Non-conforming		Total	
	Freq.	Pct.	Freq.	Pct.	Freq.	Pct.	Freq.	Pct.
1 No	46	100	81	100	13	93	141	99.3
2 Yes	0	0	0	0	1	7	1	0.7
Valid responses =	46	32	81	57	14	10	142	75.1

Invalid responses include no response.

The following text was displayed to students before this section:

As you answer questions in this section, please include only sexual experiences for which you gave consent and exclude any sexual contact for which you did not consent.

33A) When, if ever, was the last time you had:

Oral sex (oral/genital contact)?

	Cis Men		Cis Women		Trans/Gender Non-conforming		Total	
	Freq.	Pct.	Freq.	Pct.	Freq.	Pct.	Freq.	Pct.
1 Never	26	43	52	47	6	38	85	45.0
2 Within the last 2 weeks	15	25	25	23	7	44	47	24.9
3 More than 2 weeks but within 30 days	6	10	11	10	0	0	17	9.0
4 More than 30 days but within 3 months	6	10	14	13	1	6	21	11.1
5 More than 3 months but within 12 months	5	8	5	5	1	6	11	5.8
6 More than 12 months ago	3	5	4	4	1	6	8	4.2
Valid responses =	61	32	111	59	16	8	189	100.0

Invalid responses include no response.

33B) When, if ever, was the last time you had:

Vaginal intercourse (penis in vagina)?

	Cis Men		Cis Women		Trans/Gender Non-conforming		Total	
	Freq.	Pct.	Freq.	Pct.	Freq.	Pct.	Freq.	Pct.
1 Never	32	53	59	53	11	69	103	54.5
2 Within the last 2 weeks	12	20	25	23	4	25	41	21.7
3 More than 2 weeks but within 30 days	6	10	9	8	0	0	15	7.9
4 More than 30 days but within 3 months	5	8	8	7	0	0	13	6.9
5 More than 3 months but within 12 months	5	8	4	4	0	0	9	4.8
6 More than 12 months ago	1	2	6	5	1	6	8	4.2
Valid responses =	61	32	111	59	16	8	189	100.0

Invalid responses include no response.



**33C) When, if ever, was the last time you had:
Anal intercourse (penis in anus)?**

	Cis Men		Cis Women		Trans/Gender Non-conforming		Total	
	Freq.	Pct.	Freq.	Pct.	Freq.	Pct.	Freq.	Pct.
1 Never	49	82	101	92	13	81	164	87.7
2 Within the last 2 weeks	2	3	0	0	1	6	3	1.6
3 More than 2 weeks but within 30 days	0	0	2	2	0	0	2	1.1
4 More than 30 days but within 3 months	1	2	0	0	1	6	2	1.1
5 More than 3 months but within 12 months	1	2	2	2	0	0	3	1.6
6 More than 12 months ago	7	12	5	5	1	6	13	7.0
Valid responses =	60	32	110	59	16	9	187	98.9

Invalid responses include no response.

**34) Within the last 12 months, with how many partners have you had oral sex, vaginal intercourse, or anal intercourse?
(only includes students that have had oral sex or vaginal/anal intercourse in the last 12 months)**

	Cis Men		Cis Women		Trans/Gender Non-conforming		Total	
	Freq.	Pct.	Freq.	Pct.	Freq.	Pct.	Freq.	Pct.
0 0 Partners	0	0	0	0	0	0	0	0.0
1 1 Partner	26	77	38	67	7	78	71	71.0
2 2 Partners	1	3	10	18	0	0	11	11.0
3 3 Partners	3	9	4	7	0	0	7	7.0
4 4 Partners	0	0	2	4	0	0	2	2.0
5 5 Partners	1	3	1	2	1	11	3	3.0
6 6 Partners	1	3	2	4	0	0	3	3.0
7 7 Partners	0	0	0	0	0	0	0	0.0
8 8 to 10 Partners	1	3	0	0	1	11	2	2.0
9 11 or More Partners	1	3	0	0	0	0	1	1.0
Valid responses =	34	34	57	57	9	9	100	52.9

Invalid responses include no response.

	Mean	Median	Std Dev	Min	Max
Cis Men	1.97	1.00	2.28	1	11
Cis Women	1.67	1.00	1.23	1	6
Trans/Gender Non-conforming	2.44	1.00	3.13	1	10
Overall	1.84	1.00	1.85	1	11

**35A) Within the last 12 months, did you have sexual partner(s) who were: (only includes students with 1 or more sexual partners in the last 12 months)
Women or females**

	Cis Men		Cis Women		Trans/Gender Non-conforming		Total	
	Freq.	Pct.	Freq.	Pct.	Freq.	Pct.	Freq.	Pct.
1 No	5	15	46	82	3	33	54	54.5
2 Yes	29	85	10	18	6	67	45	45.5
Valid responses =	34	34	56	57	9	9	99	52.4

Invalid responses include no response.

**35B) Within the last 12 months, did you have sexual partner(s) who were: (only includes students with 1 or more sexual partners in the last 12 months)
Men or males**

	Cis Men		Cis Women		Trans/Gender Non-conforming		Total	
	Freq.	Pct.	Freq.	Pct.	Freq.	Pct.	Freq.	Pct.
1 No	28	88	7	13	5	56	40	41.2
2 Yes	4	13	49	88	4	44	57	58.8
Valid responses =	32	33	56	58	9	9	97	51.3

Invalid responses include no response.

**35C) Within the last 12 months, did you have sexual partner(s) who were: (only includes students with 1 or more sexual partners in the last 12 months)
Trans women**

	Cis Men		Cis Women		Trans/Gender Non-conforming		Total	
	Freq.	Pct.	Freq.	Pct.	Freq.	Pct.	Freq.	Pct.
1 No	32	100	54	98	8	89	94	97.9
2 Yes	0	0	1	2	1	11	2	2.1
Valid responses =	32	33	55	57	9	9	96	50.8

Invalid responses include no response.

**35D) Within the last 12 months, did you have sexual partner(s) who were: (only includes students with 1 or more sexual partners in the last 12 months)
Trans men**

	Cis Men		Cis Women		Trans/Gender Non-conforming		Total	
	Freq.	Pct.	Freq.	Pct.	Freq.	Pct.	Freq.	Pct.
1 No	32	100	54	98	8	89	94	97.9
2 Yes	0	0	1	2	1	11	2	2.1
Valid responses =	32	33	55	57	9	9	96	50.8

Invalid responses include no response.



35E) Within the last 12 months, did you have sexual partner(s) who were: (only includes students with 1 or more sexual partners in the last 12 months)

Genderqueer

	Cis Men		Cis Women		Trans/Gender Non-conforming		Total	
	Freq.	Pct.	Freq.	Pct.	Freq.	Pct.	Freq.	Pct.
1 No	32	100	51	93	7	78	90	93.8
2 Yes	0	0	4	7	2	22	6	6.3
Valid responses =	32	33	55	57	9	9	96	50.8

Invalid responses include no response.

35F) Within the last 12 months, did you have sexual partner(s) who were: (only includes students with 1 or more sexual partners in the last 12 months)

Person(s) with another identity

	Cis Men		Cis Women		Trans/Gender Non-conforming		Total	
	Freq.	Pct.	Freq.	Pct.	Freq.	Pct.	Freq.	Pct.
1 No	32	100	52	95	7	100	91	96.8
2 Yes	0	0	3	6	0	0	3	3.2
Valid responses =	32	34	55	59	7	7	94	49.7

Invalid responses include no response.

36A) Within the last 30 days, how often did you or your partner(s) use a condom or other protective barrier (for example: male condom, female condom, dam, or glove) during:

(only includes students that have had oral sex within the last 30 days)

Oral sex (oral/genital contact)?

	Cis Men		Cis Women		Trans/Gender Non-conforming		Total	
	Freq.	Pct.	Freq.	Pct.	Freq.	Pct.	Freq.	Pct.
1 Never	17	81	31	86	6	86	54	84.4
2 Rarely	0	0	1	3	0	0	1	1.6
3 Sometimes	1	5	2	6	0	0	3	4.7
4 Most of the time	2	10	1	3	0	0	3	4.7
5 Always	1	5	1	3	1	14	3	4.7
Valid responses =	21	33	36	56	7	11	64	33.9

Invalid responses include no response.

36B) Within the last 30 days, how often did you or your partner(s) use a condom or other protective barrier (for example: male condom, female condom, dam, or glove) during:

(only includes students that have had vaginal intercourse within the last 30 days)

Vaginal intercourse (penis in vagina)?

	Cis Men		Cis Women		Trans/Gender Non-conforming		Total	
	Freq.	Pct.	Freq.	Pct.	Freq.	Pct.	Freq.	Pct.
1 Never	3	17	14	41	2	50	19	33.9
2 Rarely	0	0	5	15	0	0	5	8.9
3 Sometimes	2	11	1	3	0	0	3	5.4
4 Most of the time	3	17	0	0	0	0	3	5.4
5 Always	10	56	14	41	2	50	26	46.4
Valid responses =	18	32	34	61	4	7	56	29.6

Invalid responses include no response.

36C) Within the last 30 days, how often did you or your partner(s) use a condom or other protective barrier (for example: male condom, female condom, dam, or glove) during:

(only includes students that have had anal intercourse within the last 30 days)

Anal intercourse (penis in anus)?

	Cis Men		Cis Women		Trans/Gender Non-conforming		Total	
	Freq.	Pct.	Freq.	Pct.	Freq.	Pct.	Freq.	Pct.
1 Never	0	0	0	0	0	0	0	0.0
2 Rarely	0	0	0	0	0	0	0	0.0
3 Sometimes	0	0	0	0	0	0	0	0.0
4 Most of the time	1	50	0	0	0	0	1	20.0
5 Always	1	50	2	100	1	100	4	80.0
Valid responses =	2	40	2	40	1	20	5	2.6

Invalid responses include no response.

37) Did you or your partner use any method to prevent pregnancy the last time you had vaginal intercourse (penis in vagina)?

(only includes students that have had vaginal intercourse within the last 12 months)

	Cis Men		Cis Women		Trans/Gender Non-conforming		Total	
	Freq.	Pct.	Freq.	Pct.	Freq.	Pct.	Freq.	Pct.
1 Yes	27	96	37	82	2	50	66	85.7
2 No, not want prevent pregnancy	0	0	0	0	0	0	0	0.0
3 No, did not use any method	0	0	7	16	2	50	9	11.7
4 Don't know	1	4	1	2	0	0	2	2.6
Valid responses =	28	36	45	58	4	5	77	40.7

Invalid responses include no response.



38A) Please indicate which of the following method(s) you or your partner used to prevent pregnancy the last time you had vaginal intercourse. (Please select ALL that apply) (only includes students who used a method of pregnancy prevention the last time they had vaginal intercourse)

Birth control pills (monthly or extended cycle)

Table with columns: Cis Men (Freq., Pct.), Cis Women (Freq., Pct.), Trans/Gender Non-conforming (Freq., Pct.), Total (Freq., Pct.). Rows: 0 Not selected, 1 Selected, Valid responses =, Invalid responses include no response.

38B) Please indicate which of the following method(s) you or your partner used to prevent pregnancy the last time you had vaginal intercourse. (Please select ALL that apply) (only includes students who used a method of pregnancy prevention the last time they had vaginal intercourse)

Birth control shots

Table with columns: Cis Men (Freq., Pct.), Cis Women (Freq., Pct.), Trans/Gender Non-conforming (Freq., Pct.), Total (Freq., Pct.). Rows: 0 Not selected, 1 Selected, Valid responses =, Invalid responses include no response.

38C) Please indicate which of the following method(s) you or your partner used to prevent pregnancy the last time you had vaginal intercourse. (Please select ALL that apply) (only includes students who used a method of pregnancy prevention the last time they had vaginal intercourse)

Birth control implants

Table with columns: Cis Men (Freq., Pct.), Cis Women (Freq., Pct.), Trans/Gender Non-conforming (Freq., Pct.), Total (Freq., Pct.). Rows: 0 Not selected, 1 Selected, Valid responses =, Invalid responses include no response.

38D) Please indicate which of the following method(s) you or your partner used to prevent pregnancy the last time you had vaginal intercourse. (Please select ALL that apply) (only includes students who used a method of pregnancy prevention the last time they had vaginal intercourse)

Birth control patch

Table with columns: Cis Men (Freq., Pct.), Cis Women (Freq., Pct.), Trans/Gender Non-conforming (Freq., Pct.), Total (Freq., Pct.). Rows: 0 Not selected, 1 Selected, Valid responses =, Invalid responses include no response.

38E) Please indicate which of the following method(s) you or your partner used to prevent pregnancy the last time you had vaginal intercourse. (Please select ALL that apply) (only includes students who used a method of pregnancy prevention the last time they had vaginal intercourse)

The ring

Table with columns: Cis Men (Freq., Pct.), Cis Women (Freq., Pct.), Trans/Gender Non-conforming (Freq., Pct.), Total (Freq., Pct.). Rows: 0 Not selected, 1 Selected, Valid responses =, Invalid responses include no response.

38F) Please indicate which of the following method(s) you or your partner used to prevent pregnancy the last time you had vaginal intercourse. (Please select ALL that apply) (only includes students who used a method of pregnancy prevention the last time they had vaginal intercourse)

Emergency contraception ("morning after pill" or "Plan B")

Table with columns: Cis Men (Freq., Pct.), Cis Women (Freq., Pct.), Trans/Gender Non-conforming (Freq., Pct.), Total (Freq., Pct.). Rows: 0 Not selected, 1 Selected, Valid responses =, Invalid responses include no response.

38G) Please indicate which of the following method(s) you or your partner used to prevent pregnancy the last time you had vaginal intercourse. (Please select ALL that apply) (only includes students who used a method of pregnancy prevention the last time they had vaginal intercourse)

Intrauterine device (IUD)

Table with columns: Cis Men (Freq., Pct.), Cis Women (Freq., Pct.), Trans/Gender Non-conforming (Freq., Pct.), Total (Freq., Pct.). Rows: 0 Not selected, 1 Selected, Valid responses =, Invalid responses include no response.



38H) Please indicate which of the following method(s) you or your partner used to prevent pregnancy the last time you had vaginal intercourse. (Please select ALL that apply) (only includes students who used a method of pregnancy prevention the last time they had vaginal intercourse)

Male (external) condom

Table with columns: Cis Men (Freq., Pct.), Cis Women (Freq., Pct.), Trans/Gender Non-conforming (Freq., Pct.), Total (Freq., Pct.). Rows: 0 Not selected, 1 Selected, Valid responses =, Invalid responses include no response.

38I) Please indicate which of the following method(s) you or your partner used to prevent pregnancy the last time you had vaginal intercourse. (Please select ALL that apply) (only includes students who used a method of pregnancy prevention the last time they had vaginal intercourse)

Female (internal) condom

Table with columns: Cis Men (Freq., Pct.), Cis Women (Freq., Pct.), Trans/Gender Non-conforming (Freq., Pct.), Total (Freq., Pct.). Rows: 0 Not selected, 1 Selected, Valid responses =, Invalid responses include no response.

38J) Please indicate which of the following method(s) you or your partner used to prevent pregnancy the last time you had vaginal intercourse. (Please select ALL that apply) (only includes students who used a method of pregnancy prevention the last time they had vaginal intercourse)

Diaphragm or cervical cap

Table with columns: Cis Men (Freq., Pct.), Cis Women (Freq., Pct.), Trans/Gender Non-conforming (Freq., Pct.), Total (Freq., Pct.). Rows: 0 Not selected, 1 Selected, Valid responses =, Invalid responses include no response.

38K) Please indicate which of the following method(s) you or your partner used to prevent pregnancy the last time you had vaginal intercourse. (Please select ALL that apply) (only includes students who used a method of pregnancy prevention the last time they had vaginal intercourse)

Contraceptive sponge

Table with columns: Cis Men (Freq., Pct.), Cis Women (Freq., Pct.), Trans/Gender Non-conforming (Freq., Pct.), Total (Freq., Pct.). Rows: 0 Not selected, 1 Selected, Valid responses =, Invalid responses include no response.

38L) Please indicate which of the following method(s) you or your partner used to prevent pregnancy the last time you had vaginal intercourse. (Please select ALL that apply) (only includes students who used a method of pregnancy prevention the last time they had vaginal intercourse)

Withdrawal

Table with columns: Cis Men (Freq., Pct.), Cis Women (Freq., Pct.), Trans/Gender Non-conforming (Freq., Pct.), Total (Freq., Pct.). Rows: 0 Not selected, 1 Selected, Valid responses =, Invalid responses include no response.

38M) Please indicate which of the following method(s) you or your partner used to prevent pregnancy the last time you had vaginal intercourse. (Please select ALL that apply) (only includes students who used a method of pregnancy prevention the last time they had vaginal intercourse)

Fertility awareness (for example: calendar, mucous, and basal body temperature)

Table with columns: Cis Men (Freq., Pct.), Cis Women (Freq., Pct.), Trans/Gender Non-conforming (Freq., Pct.), Total (Freq., Pct.). Rows: 0 Not selected, 1 Selected, Valid responses =, Invalid responses include no response.

38N) Please indicate which of the following method(s) you or your partner used to prevent pregnancy the last time you had vaginal intercourse. (Please select ALL that apply) (only includes students who used a method of pregnancy prevention the last time they had vaginal intercourse)

Sterilization (for example: hysterectomy, tubes tied, or vasectomy)

Table with columns: Cis Men (Freq., Pct.), Cis Women (Freq., Pct.), Trans/Gender Non-conforming (Freq., Pct.), Total (Freq., Pct.). Rows: 0 Not selected, 1 Selected, Valid responses =, Invalid responses include no response.



38O) Please indicate which of the following method(s) you or your partner used to prevent pregnancy the last time you had vaginal intercourse. (Please select ALL that apply) (only includes students who used a method of pregnancy prevention the last time they had vaginal intercourse)

Don't know

	Cis Men		Cis Women		Trans/Gender Non-conforming		Total	
	Freq.	Pct.	Freq.	Pct.	Freq.	Pct.	Freq.	Pct.
0 Not selected	26	96	37	100	2	100	65	98.5
1 Selected	1	4	0	0	0	0	1	1.5
Valid responses =	27	41	37	56	2	3	66	34.9

Invalid responses include no response.

38P) Please indicate which of the following method(s) you or your partner used to prevent pregnancy the last time you had vaginal intercourse. (Please select ALL that apply) (only includes students who used a method of pregnancy prevention the last time they had vaginal intercourse)

Other method

	Cis Men		Cis Women		Trans/Gender Non-conforming		Total	
	Freq.	Pct.	Freq.	Pct.	Freq.	Pct.	Freq.	Pct.
0 Not selected	27	100	37	100	2	100	66	100.0
1 Selected	0	0	0	0	0	0	0	0.0
Valid responses =	27	41	37	56	2	3	66	34.9

Invalid responses include no response.

39) Within the last 12 months, have you or your partner(s) used emergency contraception ("morning after pill" or "Plan B")? (only includes students that have had vaginal intercourse within the last 12 months)

	Cis Men		Cis Women		Trans/Gender Non-conforming		Total	
	Freq.	Pct.	Freq.	Pct.	Freq.	Pct.	Freq.	Pct.
1 No	24	86	38	83	2	50	64	82.1
2 Yes	2	7	8	17	1	25	11	14.1
3 Don't know	2	7	0	0	0	0	2	2.6
4 Not applicable	0	0	0	0	1	25	1	1.3
Valid responses =	28	36	46	59	4	5	78	41.3

Invalid responses include no response.

40) Within the last 12 months, have you or your partner(s) become pregnant? (only includes students that have had vaginal intercourse within the last 12 months)

	Cis Men		Cis Women		Trans/Gender Non-conforming		Total	
	Freq.	Pct.	Freq.	Pct.	Freq.	Pct.	Freq.	Pct.
1 No	28	100	44	96	4	100	76	97.4
2 Yes, unintentionally	0	0	1	2	0	0	1	1.3
3 Yes, intentionally	0	0	0	0	0	0	0	0.0
4 Don't know	0	0	1	2	0	0	1	1.3
Valid responses =	28	36	46	59	4	5	78	41.3

Invalid responses include no response.

41A) Below are 8 statements with which you may agree or disagree.

Using the scale below, indicate your agreement with each item by indicating that response for each statement.

I lead a purposeful and meaningful life.

	Cis Men		Cis Women		Trans/Gender Non-conforming		Total	
	Freq.	Pct.	Freq.	Pct.	Freq.	Pct.	Freq.	Pct.
1 Strongly disagree	0	0	2	2	0	0	2	1.1
2 Disagree	3	5	4	4	0	0	7	3.7
3 Slightly disagree	6	10	12	11	2	13	20	10.6
4 Neither agree nor disagree	11	18	19	17	1	6	32	17.0
5 Slightly agree	10	17	24	22	6	38	40	21.3
6 Agree	20	33	38	34	6	38	64	34.0
7 Strongly agree	10	17	12	11	1	6	23	12.2
Valid responses =	60	32	111	59	16	9	188	99.5

Invalid responses include no response.

41B) Below are 8 statements with which you may agree or disagree.

Using the scale below, indicate your agreement with each item by indicating that response for each statement.

My social relationships are supportive and rewarding.

	Cis Men		Cis Women		Trans/Gender Non-conforming		Total	
	Freq.	Pct.	Freq.	Pct.	Freq.	Pct.	Freq.	Pct.
1 Strongly disagree	1	2	2	2	0	0	3	1.6
2 Disagree	1	2	3	3	0	0	5	2.7
3 Slightly disagree	1	2	3	3	1	6	5	2.7
4 Neither agree nor disagree	8	13	10	9	0	0	18	9.6
5 Slightly agree	11	18	27	24	5	31	43	22.9
6 Agree	24	40	44	40	6	38	74	39.4
7 Strongly agree	14	23	22	20	4	25	40	21.3
Valid responses =	60	32	111	59	16	9	188	99.5

Invalid responses include no response.



AMERICAN COLLEGE HEALTH ASSOCIATION

American College Health Association-National College Health Assessment (ACHA-NCHA III)

Institutional Data Report - Spring 2022

American College Health Association

8455 Colesville Road, Suite 740

Silver Spring, MD 20910

(410) 859-1500

www.acha.org

UNIVERSITY OF ROCHESTER UNDERGRADUATE

April 27, 2022

FREQUENCY REPORT

Number of Surveys (n) = 189 Web Surveys

41C) Below are 8 statements with which you may agree or disagree.

Using the scale below, indicate your agreement with each item by indicating that response for each statement.

I am engaged and interested in my daily activities.

	Cis Men		Cis Women		Trans/Gender Non-conforming		Total	
	Freq.	Pct.	Freq.	Pct.	Freq.	Pct.	Freq.	Pct.
1 Strongly disagree	0	0	2	2	0	0	2	1.1
2 Disagree	2	3	7	6	1	6	10	5.3
3 Slightly disagree	5	8	13	12	1	6	20	10.6
4 Neither agree nor disagree	8	13	9	8	1	6	18	9.6
5 Slightly agree	19	32	37	33	5	31	61	32.4
6 Agree	19	32	34	31	7	44	60	31.9
7 Strongly agree	7	12	9	8	1	6	17	9.0
Valid responses =	60	32	111	59	16	9	188	99.5

Invalid responses include no response.

41D) Below are 8 statements with which you may agree or disagree.

Using the scale below, indicate your agreement with each item by indicating that response for each statement.

I actively contribute to the happiness and well-being of others.

	Cis Men		Cis Women		Trans/Gender Non-conforming		Total	
	Freq.	Pct.	Freq.	Pct.	Freq.	Pct.	Freq.	Pct.
1 Strongly disagree	0	0	1	1	0	0	1	0.5
2 Disagree	2	3	0	0	0	0	3	1.6
3 Slightly disagree	3	5	5	5	0	0	8	4.3
4 Neither agree nor disagree	5	8	13	12	0	0	18	9.6
5 Slightly agree	9	15	28	25	6	38	43	22.9
6 Agree	29	48	46	41	6	38	81	43.1
7 Strongly agree	12	20	18	16	4	25	34	18.1
Valid responses =	60	32	111	59	16	9	188	99.5

Invalid responses include no response.

41E) Below are 8 statements with which you may agree or disagree.

Using the scale below, indicate your agreement with each item by indicating that response for each statement.

I am competent and capable in the activities that are important to me.

	Cis Men		Cis Women		Trans/Gender Non-conforming		Total	
	Freq.	Pct.	Freq.	Pct.	Freq.	Pct.	Freq.	Pct.
1 Strongly disagree	1	2	1	1	0	0	2	1.1
2 Disagree	4	7	5	5	0	0	9	4.8
3 Slightly disagree	2	3	1	1	1	6	5	2.7
4 Neither agree nor disagree	3	5	10	9	1	6	14	7.4
5 Slightly agree	7	12	38	34	4	25	49	26.1
6 Agree	24	40	31	28	7	44	62	33.0
7 Strongly agree	19	32	25	23	3	19	47	25.0
Valid responses =	60	32	111	59	16	9	188	99.5

Invalid responses include no response.

41F) Below are 8 statements with which you may agree or disagree.

Using the scale below, indicate your agreement with each item by indicating that response for each statement.

I am a good person and live a good life.

	Cis Men		Cis Women		Trans/Gender Non-conforming		Total	
	Freq.	Pct.	Freq.	Pct.	Freq.	Pct.	Freq.	Pct.
1 Strongly disagree	0	0	1	1	0	0	1	0.5
2 Disagree	0	0	3	3	2	13	5	2.7
3 Slightly disagree	3	5	4	4	0	0	7	3.7
4 Neither agree nor disagree	9	15	14	13	0	0	24	12.8
5 Slightly agree	10	17	28	25	6	38	44	23.4
6 Agree	26	43	39	35	7	44	72	38.3
7 Strongly agree	12	20	22	20	1	6	35	18.6
Valid responses =	60	32	111	59	16	9	188	99.5

Invalid responses include no response.

41G) Below are 8 statements with which you may agree or disagree.

Using the scale below, indicate your agreement with each item by indicating that response for each statement.

I am optimistic about my future.

	Cis Men		Cis Women		Trans/Gender Non-conforming		Total	
	Freq.	Pct.	Freq.	Pct.	Freq.	Pct.	Freq.	Pct.
1 Strongly disagree	1	2	6	5	1	6	8	4.3
2 Disagree	3	5	4	4	1	6	8	4.3
3 Slightly disagree	7	12	5	5	1	6	13	6.9
4 Neither agree nor disagree	8	13	14	13	3	19	26	13.8
5 Slightly agree	9	15	28	25	3	19	40	21.3
6 Agree	18	30	34	31	7	44	59	31.4
7 Strongly agree	14	23	20	18	0	0	34	18.1
Valid responses =	60	32	111	59	16	9	188	99.5

Invalid responses include no response.



AMERICAN COLLEGE HEALTH ASSOCIATION

American College Health Association-National College Health Assessment (ACHA-NCHA III)

Institutional Data Report - Spring 2022

American College Health Association

8455 Colesville Road, Suite 740

Silver Spring, MD 20910

(410) 859-1500

www.acha.org

UNIVERSITY OF ROCHESTER UNDERGRADUATE

April 27, 2022

FREQUENCY REPORT

Number of Surveys (n) = 189 Web Surveys

41H) Below are 8 statements with which you may agree or disagree.

Using the scale below, indicate your agreement with each item by indicating that response for each statement.

People respect me.

	Cis Men		Cis Women		Trans/Gender Non-conforming		Total	
	Freq.	Pct.	Freq.	Pct.	Freq.	Pct.	Freq.	Pct.
1 Strongly disagree	0	0	1	1	0	0	1	0.5
2 Disagree	1	2	4	4	0	0	5	2.7
3 Slightly disagree	0	0	5	5	1	6	6	3.2
4 Neither agree nor disagree	8	13	14	13	3	19	25	13.3
5 Slightly agree	14	23	21	19	4	25	39	20.7
6 Agree	28	47	50	45	6	38	85	45.2
7 Strongly agree	9	15	16	14	2	13	27	14.4
Valid responses =	60	32	111	59	16	9	188	99.5

Invalid responses include no response.

42A) Please indicate how much you agree with the following statements as they apply to you over the last month

If a particular situation has not occurred recently, answer according to how you think you would have felt.

I am able to adapt when changes occur.¹

	Cis Men		Cis Women		Trans/Gender Non-conforming		Total	
	Freq.	Pct.	Freq.	Pct.	Freq.	Pct.	Freq.	Pct.
0 Not at all true	0	0	1	1	0	0	1	0.5
1 Rarely true	1	2	4	4	0	0	5	2.6
2 Sometimes true	14	23	35	32	5	31	54	28.6
3 Often true	28	46	49	44	5	31	83	43.9
4 True nearly all the time	18	30	22	20	6	38	46	24.3
Valid responses =	61	32	111	59	16	8	189	100.0

Invalid responses include no response.

42B) Please indicate how much you agree with the following statements as they apply to you over the last month

If a particular situation has not occurred recently, answer according to how you think you would have felt.

I tend to bounce back after illness, injury, or other hardships.¹

	Cis Men		Cis Women		Trans/Gender Non-conforming		Total	
	Freq.	Pct.	Freq.	Pct.	Freq.	Pct.	Freq.	Pct.
0 Not at all true	0	0	1	1	1	6	2	1.1
1 Rarely true	1	2	5	5	1	6	7	3.7
2 Sometimes true	21	34	31	28	4	25	57	30.3
3 Often true	24	39	47	43	5	31	76	40.4
4 True nearly all the time	15	25	26	24	5	31	46	24.5
Valid responses =	61	32	110	59	16	9	188	99.5

Invalid responses include no response.

43) If in the future you were having a personal problem that was really bothering you, would you consider seeking help from a mental health professional?

	Cis Men		Cis Women		Trans/Gender Non-conforming		Total	
	Freq.	Pct.	Freq.	Pct.	Freq.	Pct.	Freq.	Pct.
1 No	21	34	20	18	2	13	43	22.9
2 Yes	40	66	90	82	14	88	145	77.1
Valid responses =	61	32	110	59	16	9	188	99.5

Invalid responses include no response.

44A) The next 6 questions ask about how you have been feeling during the past 30 days.

For each question, please select the response that best describes how often you had this feeling.

During the past 30 days, about how often did you feel nervous?

	Cis Men		Cis Women		Trans/Gender Non-conforming		Total	
	Freq.	Pct.	Freq.	Pct.	Freq.	Pct.	Freq.	Pct.
0 None of the time	2	3	6	5	1	6	9	4.8
1 A little of the time	13	22	9	8	3	19	25	13.3
2 Some of the time	29	48	46	41	5	31	80	42.6
3 Most of the time	14	23	31	28	4	25	50	26.6
4 All of the time	2	3	19	17	3	19	24	12.8
Valid responses =	60	32	111	59	16	9	188	99.5

Invalid responses include no response.

44B) The next 6 questions ask about how you have been feeling during the past 30 days.

For each question, please select the response that best describes how often you had this feeling.

During the past 30 days, about how often did you feel hopeless?

	Cis Men		Cis Women		Trans/Gender Non-conforming		Total	
	Freq.	Pct.	Freq.	Pct.	Freq.	Pct.	Freq.	Pct.
0 None of the time	20	33	24	22	1	6	45	23.9
1 A little of the time	16	27	27	24	8	50	51	27.1
2 Some of the time	20	33	37	33	2	13	59	31.4
3 Most of the time	3	5	15	14	3	19	22	11.7
4 All of the time	1	2	8	7	2	13	11	5.9
Valid responses =	60	32	111	59	16	9	188	99.5



Invalid responses include no response.

44C) The next 6 questions ask about how you have been feeling during the past 30 days.

For each question, please select the response that best describes how often you had this feeling.

During the past 30 days, about how often did you feel restless or fidgety?

	Cis Men		Cis Women		Trans/Gender Non-conforming		Total	
	Freq.	Pct.	Freq.	Pct.	Freq.	Pct.	Freq.	Pct.
0 None of the time	7	12	12	11	2	13	21	11.2
1 A little of the time	16	27	19	17	2	13	38	20.3
2 Some of the time	22	37	31	28	2	13	55	29.4
3 Most of the time	10	17	36	32	5	33	51	27.3
4 All of the time	5	8	13	12	4	27	22	11.8
Valid responses =	60	32	111	59	15	8	187	98.9

Invalid responses include no response.

44D) The next 6 questions ask about how you have been feeling during the past 30 days.

For each question, please select the response that best describes how often you had this feeling.

During the past 30 days, about how often did you feel so sad nothing could cheer you up?

	Cis Men		Cis Women		Trans/Gender Non-conforming		Total	
	Freq.	Pct.	Freq.	Pct.	Freq.	Pct.	Freq.	Pct.
0 None of the time	26	43	32	29	4	25	62	33.0
1 A little of the time	20	33	29	26	5	31	54	28.7
2 Some of the time	9	15	39	35	4	25	52	27.7
3 Most of the time	3	5	7	6	2	13	12	6.4
4 All of the time	2	3	4	4	1	6	8	4.3
Valid responses =	60	32	111	59	16	9	188	99.5

Invalid responses include no response.

44E) The next 6 questions ask about how you have been feeling during the past 30 days.

For each question, please select the response that best describes how often you had this feeling.

During the past 30 days, about how often did you feel that everything was an effort?

	Cis Men		Cis Women		Trans/Gender Non-conforming		Total	
	Freq.	Pct.	Freq.	Pct.	Freq.	Pct.	Freq.	Pct.
0 None of the time	13	22	22	20	2	13	37	19.8
1 A little of the time	13	22	18	16	4	25	35	18.7
2 Some of the time	19	32	31	28	3	19	53	28.3
3 Most of the time	12	20	24	22	4	25	41	21.9
4 All of the time	3	5	15	14	3	19	21	11.2
Valid responses =	60	32	110	59	16	9	187	98.9

Invalid responses include no response.

44F) The next 6 questions ask about how you have been feeling during the past 30 days.

For each question, please select the response that best describes how often you had this feeling.

During the past 30 days, about how often did you feel worthless?

	Cis Men		Cis Women		Trans/Gender Non-conforming		Total	
	Freq.	Pct.	Freq.	Pct.	Freq.	Pct.	Freq.	Pct.
0 None of the time	27	45	39	35	6	38	72	38.3
1 A little of the time	18	30	26	23	5	31	49	26.1
2 Some of the time	11	18	28	25	3	19	42	22.3
3 Most of the time	2	3	12	11	0	0	15	8.0
4 All of the time	2	3	6	5	2	13	10	5.3
Valid responses =	60	32	111	59	16	9	188	99.5

Invalid responses include no response.

45A) Indicate how often each of the statements below is descriptive of you.

How often do you feel that you lack companionship?

	Cis Men		Cis Women		Trans/Gender Non-conforming		Total	
	Freq.	Pct.	Freq.	Pct.	Freq.	Pct.	Freq.	Pct.
1 Hardly ever	17	28	43	39	3	19	63	33.5
2 Some of the time	26	43	49	44	7	44	82	43.6
3 Often	17	28	19	17	6	38	43	22.9
Valid responses =	60	32	111	59	16	9	188	99.5

Invalid responses include no response.

45B) Indicate how often each of the statements below is descriptive of you.

How often do you feel left out?

	Cis Men		Cis Women		Trans/Gender Non-conforming		Total	
	Freq.	Pct.	Freq.	Pct.	Freq.	Pct.	Freq.	Pct.
1 Hardly ever	19	32	32	29	4	25	55	29.3
2 Some of the time	28	47	57	51	6	38	91	48.4
3 Often	13	22	22	20	6	38	42	22.3
Valid responses =	60	32	111	59	16	9	188	99.5

Invalid responses include no response.



45C) Indicate how often each of the statements below is descriptive of you.
How often do you feel isolated from others?

	Cis Men		Cis Women		Trans/Gender Non-conforming		Total	
	Freq.	Pct.	Freq.	Pct.	Freq.	Pct.	Freq.	Pct.
1 Hardly ever	20	33	35	32	6	38	61	32.4
2 Some of the time	25	42	49	44	5	31	79	42.0
3 Often	15	25	27	24	5	31	48	25.5
Valid responses =	60	32	111	59	16	9	188	99.5

Invalid responses include no response.

46) Within the last 12 months, how often have you intentionally cut, burned, bruised, or otherwise injured yourself?

	Cis Men		Cis Women		Trans/Gender Non-conforming		Total	
	Freq.	Pct.	Freq.	Pct.	Freq.	Pct.	Freq.	Pct.
1 Never	56	92	91	82	11	69	158	83.6
2 Once or twice	4	7	16	14	3	19	24	12.7
3 Monthly	1	2	2	2	1	6	4	2.1
4 Weekly	0	0	1	1	1	6	2	1.1
5 Daily or almost daily	0	0	1	1	0	0	1	0.5
Valid responses =	61	32	111	59	16	8	189	100.0

Invalid responses include no response.

47A1) Within the last 12 months, have you had problems or challenges with any the following?

Academics

	Cis Men		Cis Women		Trans/Gender Non-conforming		Total	
	Freq.	Pct.	Freq.	Pct.	Freq.	Pct.	Freq.	Pct.
1 No	26	43	41	37	3	19	70	37.2
2 Yes	34	57	70	63	13	81	118	62.8
Valid responses =	60	32	111	59	16	9	188	99.5

Invalid responses include no response.

47A2) Within the last 12 months, have you had problems or challenges with any the following?

Career

	Cis Men		Cis Women		Trans/Gender Non-conforming		Total	
	Freq.	Pct.	Freq.	Pct.	Freq.	Pct.	Freq.	Pct.
1 No	34	57	71	64	8	53	113	60.4
2 Yes	26	43	40	36	7	47	74	39.6
Valid responses =	60	32	111	59	15	8	187	98.9

Invalid responses include no response.

47A3) Within the last 12 months, have you had problems or challenges with any the following?

Finances

	Cis Men		Cis Women		Trans/Gender Non-conforming		Total	
	Freq.	Pct.	Freq.	Pct.	Freq.	Pct.	Freq.	Pct.
1 No	44	73	63	57	9	56	116	61.7
2 Yes	16	27	48	43	7	44	72	38.3
Valid responses =	60	32	111	59	16	9	188	99.5

Invalid responses include no response.

47A4) Within the last 12 months, have you had problems or challenges with any the following?

Procrastination

	Cis Men		Cis Women		Trans/Gender Non-conforming		Total	
	Freq.	Pct.	Freq.	Pct.	Freq.	Pct.	Freq.	Pct.
1 No	15	25	19	17	2	13	36	19.1
2 Yes	45	75	92	83	14	88	152	80.9
Valid responses =	60	32	111	59	16	9	188	99.5

Invalid responses include no response.

47A5) Within the last 12 months, have you had problems or challenges with any the following?

Faculty

	Cis Men		Cis Women		Trans/Gender Non-conforming		Total	
	Freq.	Pct.	Freq.	Pct.	Freq.	Pct.	Freq.	Pct.
1 No	53	88	103	94	14	88	171	91.4
2 Yes	7	12	7	6	2	13	16	8.6
Valid responses =	60	32	110	59	16	9	187	98.9

Invalid responses include no response.



47A6) Within the last 12 months, have you had problems or challenges with any the following?

Family

	Cis Men		Cis Women		Trans/Gender Non-conforming		Total	
	Freq.	Pct.	Freq.	Pct.	Freq.	Pct.	Freq.	Pct.
1 No	52	87	64	58	8	50	125	66.5
2 Yes	8	13	47	42	8	50	63	33.5
Valid responses =	60	32	111	59	16	9	188	99.5

Invalid responses include no response.

47A7) Within the last 12 months, have you had problems or challenges with any the following?

Intimate relationships

	Cis Men		Cis Women		Trans/Gender Non-conforming		Total	
	Freq.	Pct.	Freq.	Pct.	Freq.	Pct.	Freq.	Pct.
1 No	36	60	72	65	8	50	117	62.2
2 Yes	24	40	39	35	8	50	71	37.8
Valid responses =	60	32	111	59	16	9	188	99.5

Invalid responses include no response.

47A8) Within the last 12 months, have you had problems or challenges with any the following?

Roommate/housemate

	Cis Men		Cis Women		Trans/Gender Non-conforming		Total	
	Freq.	Pct.	Freq.	Pct.	Freq.	Pct.	Freq.	Pct.
1 No	45	75	70	63	9	56	125	66.5
2 Yes	15	25	41	37	7	44	63	33.5
Valid responses =	60	32	111	59	16	9	188	99.5

Invalid responses include no response.

47A9) Within the last 12 months, have you had problems or challenges with any the following?

Peers

	Cis Men		Cis Women		Trans/Gender Non-conforming		Total	
	Freq.	Pct.	Freq.	Pct.	Freq.	Pct.	Freq.	Pct.
1 No	45	75	71	64	10	63	126	67.0
2 Yes	15	25	40	36	6	38	62	33.0
Valid responses =	60	32	111	59	16	9	188	99.5

Invalid responses include no response.

47A10) Within the last 12 months, have you had problems or challenges with any the following?

Personal appearance

	Cis Men		Cis Women		Trans/Gender Non-conforming		Total	
	Freq.	Pct.	Freq.	Pct.	Freq.	Pct.	Freq.	Pct.
1 No	36	60	42	38	6	38	84	44.9
2 Yes	24	40	68	62	10	63	103	55.1
Valid responses =	60	32	110	59	16	9	187	98.9

Invalid responses include no response.

47A11) Within the last 12 months, have you had problems or challenges with any the following?

Health of someone close to me

	Cis Men		Cis Women		Trans/Gender Non-conforming		Total	
	Freq.	Pct.	Freq.	Pct.	Freq.	Pct.	Freq.	Pct.
1 No	46	78	61	55	8	50	115	61.5
2 Yes	13	22	50	45	8	50	72	38.5
Valid responses =	59	32	111	59	16	9	187	98.9

Invalid responses include no response.

47A12) Within the last 12 months, have you had problems or challenges with any the following?

Death of a family member, friend, or someone close to me

	Cis Men		Cis Women		Trans/Gender Non-conforming		Total	
	Freq.	Pct.	Freq.	Pct.	Freq.	Pct.	Freq.	Pct.
1 No	55	93	83	75	13	81	152	81.3
2 Yes	4	7	28	25	3	19	35	18.7
Valid responses =	59	32	111	59	16	9	187	98.9

Invalid responses include no response.

47A13) Within the last 12 months, have you had problems or challenges with any the following?

Bullying (for example: making threats, spreading rumors, physical or verbal attacks, or excluding someone from a group)

	Cis Men		Cis Women		Trans/Gender Non-conforming		Total	
	Freq.	Pct.	Freq.	Pct.	Freq.	Pct.	Freq.	Pct.
1 No	59	98	105	95	13	81	178	94.7
2 Yes	1	2	6	5	3	19	10	5.3
Valid responses =	60	32	111	59	16	9	188	99.5

Invalid responses include no response.



**47A14) Within the last 12 months, have you had problems or challenges with any the following?
Cyberbullying (use of technology to harass, threaten, embarrass, or target another person)**

	Cis Men		Cis Women		Trans/Gender Non-conforming		Total	
	Freq.	Pct.	Freq.	Pct.	Freq.	Pct.	Freq.	Pct.
1 No	59	98	105	96	15	94	180	96.3
2 Yes	1	2	5	5	1	6	7	3.7
Valid responses =	60	32	110	59	16	9	187	98.9

Invalid responses include no response.

**47A15) Within the last 12 months, have you had problems or challenges with any the following?
Hazing (rituals, challenges, and other activities involving harassment, abuse, embarrassment, ridicule, or humiliation used as a way of initiating a person into a group)**

	Cis Men		Cis Women		Trans/Gender Non-conforming		Total	
	Freq.	Pct.	Freq.	Pct.	Freq.	Pct.	Freq.	Pct.
1 No	60	100	111	100	16	100	188	100.0
2 Yes	0	0	0	0	0	0	0	0.0
Valid responses =	60	32	111	59	16	9	188	99.5

Invalid responses include no response.

**47A16) Within the last 12 months, have you had problems or challenges with any the following?
Microaggression (a subtle but offensive comment or action directed at a minority or other non-dominant group, whether intentional or unintentional, that reinforces a stereotype)**

	Cis Men		Cis Women		Trans/Gender Non-conforming		Total	
	Freq.	Pct.	Freq.	Pct.	Freq.	Pct.	Freq.	Pct.
1 No	57	95	87	78	9	56	154	81.9
2 Yes	3	5	24	22	7	44	34	18.1
Valid responses =	60	32	111	59	16	9	188	99.5

Invalid responses include no response.

**47A17) Within the last 12 months, have you had problems or challenges with any the following?
Sexual Harassment (unwelcomed sexual advances, requests for sexual favors, and other verbal or physical conduct of a sexual nature)**

	Cis Men		Cis Women		Trans/Gender Non-conforming		Total	
	Freq.	Pct.	Freq.	Pct.	Freq.	Pct.	Freq.	Pct.
1 No	60	100	99	89	13	81	173	92.0
2 Yes	0	0	12	11	3	19	15	8.0
Valid responses =	60	32	111	59	16	9	188	99.5

Invalid responses include no response.

**47A18) Within the last 12 months, have you had problems or challenges with any the following?
Discrimination (the unjust or prejudicial treatment of a person based on the group, class, or category to which the person is perceived to belong)**

	Cis Men		Cis Women		Trans/Gender Non-conforming		Total	
	Freq.	Pct.	Freq.	Pct.	Freq.	Pct.	Freq.	Pct.
1 No	58	97	95	86	11	69	165	87.8
2 Yes	2	3	16	14	5	31	23	12.2
Valid responses =	60	32	111	59	16	9	188	99.5

Invalid responses include no response.

**47B1) Within the last 12 months, to what extent did the following issue(s) cause you distress?
(only includes students that had problems or challenges with this issue within the last 12 months)**

Academics

	Cis Men		Cis Women		Trans/Gender Non-conforming		Total	
	Freq.	Pct.	Freq.	Pct.	Freq.	Pct.	Freq.	Pct.
1 No Distress	0	0	0	0	0	0	0	0.0
2 Minimal Distress	4	12	6	9	1	8	12	10.3
3 Moderate Distress	20	59	22	31	5	42	47	40.2
4 High Distress	10	29	42	60	6	50	58	49.6
Valid responses =	34	29	70	60	12	10	117	61.9

Invalid responses include no response.

**47B2) Within the last 12 months, to what extent did the following issue(s) cause you distress?
(only includes students that had problems or challenges with this issue within the last 12 months)**

Career

	Cis Men		Cis Women		Trans/Gender Non-conforming		Total	
	Freq.	Pct.	Freq.	Pct.	Freq.	Pct.	Freq.	Pct.
1 No Distress	0	0	1	3	0	0	1	1.4
2 Minimal Distress	8	31	9	23	0	0	18	24.7
3 Moderate Distress	14	54	14	35	0	0	28	38.4
4 High Distress	4	15	16	40	6	100	26	35.6
Valid responses =	26	36	40	55	6	8	73	38.6

Invalid responses include no response.



47B3) Within the last 12 months, to what extent did the following issue(s) cause you distress?

(only includes students that had problems or challenges with this issue within the last 12 months)

Finances

	Cis Men		Cis Women		Trans/Gender Non-conforming		Total	
	Freq.	Pct.	Freq.	Pct.	Freq.	Pct.	Freq.	Pct.
1 No Distress	0	0	0	0	0	0	0	0.0
2 Minimal Distress	5	31	11	23	0	0	16	22.5
3 Moderate Distress	7	44	23	48	3	50	34	47.9
4 High Distress	4	25	14	29	3	50	21	29.6
Valid responses =	16	23	48	68	6	8	71	37.6

Invalid responses include no response.

47B4) Within the last 12 months, to what extent did the following issue(s) cause you distress?

(only includes students that had problems or challenges with this issue within the last 12 months)

Procrastination

	Cis Men		Cis Women		Trans/Gender Non-conforming		Total	
	Freq.	Pct.	Freq.	Pct.	Freq.	Pct.	Freq.	Pct.
1 No Distress	2	4	1	1	0	0	4	2.6
2 Minimal Distress	11	24	21	23	1	8	33	21.9
3 Moderate Distress	23	51	34	37	6	46	63	41.7
4 High Distress	9	20	36	39	6	46	51	33.8
Valid responses =	45	30	92	61	13	9	151	79.9

Invalid responses include no response.

47B5) Within the last 12 months, to what extent did the following issue(s) cause you distress?

(only includes students that had problems or challenges with this issue within the last 12 months)

Faculty

	Cis Men		Cis Women		Trans/Gender Non-conforming		Total	
	Freq.	Pct.	Freq.	Pct.	Freq.	Pct.	Freq.	Pct.
1 No Distress	0	0	0	0	0	0	0	0.0
2 Minimal Distress	4	57	2	29	1	50	7	43.8
3 Moderate Distress	1	14	4	57	0	0	5	31.3
4 High Distress	2	29	1	14	1	50	4	25.0
Valid responses =	7	44	7	44	2	13	16	8.5

Invalid responses include no response.

47B6) Within the last 12 months, to what extent did the following issue(s) cause you distress?

(only includes students that had problems or challenges with this issue within the last 12 months)

Family

	Cis Men		Cis Women		Trans/Gender Non-conforming		Total	
	Freq.	Pct.	Freq.	Pct.	Freq.	Pct.	Freq.	Pct.
1 No Distress	1	13	1	2	0	0	2	3.2
2 Minimal Distress	1	13	15	32	2	25	18	28.6
3 Moderate Distress	6	75	16	34	1	13	23	36.5
4 High Distress	0	0	15	32	5	63	20	31.7
Valid responses =	8	13	47	75	8	13	63	33.3

Invalid responses include no response.

47B7) Within the last 12 months, to what extent did the following issue(s) cause you distress?

(only includes students that had problems or challenges with this issue within the last 12 months)

Intimate relationships

	Cis Men		Cis Women		Trans/Gender Non-conforming		Total	
	Freq.	Pct.	Freq.	Pct.	Freq.	Pct.	Freq.	Pct.
1 No Distress	0	0	1	3	0	0	1	1.4
2 Minimal Distress	8	33	10	26	3	38	21	29.6
3 Moderate Distress	11	46	15	39	3	38	29	40.8
4 High Distress	5	21	13	33	2	25	20	28.2
Valid responses =	24	34	39	55	8	11	71	37.6

Invalid responses include no response.

47B8) Within the last 12 months, to what extent did the following issue(s) cause you distress?

(only includes students that had problems or challenges with this issue within the last 12 months)

Roommate/housemate

	Cis Men		Cis Women		Trans/Gender Non-conforming		Total	
	Freq.	Pct.	Freq.	Pct.	Freq.	Pct.	Freq.	Pct.
1 No Distress	0	0	1	2	0	0	1	1.6
2 Minimal Distress	4	27	17	42	2	29	23	36.5
3 Moderate Distress	6	40	13	32	2	29	21	33.3
4 High Distress	5	33	10	24	3	43	18	28.6
Valid responses =	15	24	41	65	7	11	63	33.3

Invalid responses include no response.



47B9) Within the last 12 months, to what extent did the following issue(s) cause you distress?

(only includes students that had problems or challenges with this issue within the last 12 months)

Peers

	Cis Men		Cis Women		Trans/Gender Non-conforming		Total	
	Freq.	Pct.	Freq.	Pct.	Freq.	Pct.	Freq.	Pct.
1 No Distress	1	7	2	5	1	17	4	6.5
2 Minimal Distress	5	33	12	30	3	50	21	33.9
3 Moderate Distress	7	47	16	40	1	17	24	38.7
4 High Distress	2	13	10	25	1	17	13	21.0
Valid responses =	15	24	40	65	6	10	62	32.8

Invalid responses include no response.

47B10) Within the last 12 months, to what extent did the following issue(s) cause you distress?

(only includes students that had problems or challenges with this issue within the last 12 months)

Personal appearance

	Cis Men		Cis Women		Trans/Gender Non-conforming		Total	
	Freq.	Pct.	Freq.	Pct.	Freq.	Pct.	Freq.	Pct.
1 No Distress	0	0	0	0	0	0	0	0.0
2 Minimal Distress	7	29	24	36	1	10	33	32.4
3 Moderate Distress	9	38	29	43	4	40	42	41.2
4 High Distress	8	33	14	21	5	50	27	26.5
Valid responses =	24	24	67	66	10	10	102	54.0

Invalid responses include no response.

47B11) Within the last 12 months, to what extent did the following issue(s) cause you distress?

(only includes students that had problems or challenges with this issue within the last 12 months)

Health of someone close to me

	Cis Men		Cis Women		Trans/Gender Non-conforming		Total	
	Freq.	Pct.	Freq.	Pct.	Freq.	Pct.	Freq.	Pct.
1 No Distress	0	0	0	0	0	0	0	0.0
2 Minimal Distress	5	39	19	38	1	13	25	34.7
3 Moderate Distress	6	46	19	38	6	75	32	44.4
4 High Distress	2	15	12	24	1	13	15	20.8
Valid responses =	13	18	50	69	8	11	72	38.1

Invalid responses include no response.

47B12) Within the last 12 months, to what extent did the following issue(s) cause you distress?

(only includes students that had problems or challenges with this issue within the last 12 months)

Death of a family member, friend, or someone close to me

	Cis Men		Cis Women		Trans/Gender Non-conforming		Total	
	Freq.	Pct.	Freq.	Pct.	Freq.	Pct.	Freq.	Pct.
1 No Distress	0	0	0	0	0	0	0	0.0
2 Minimal Distress	1	25	10	36	1	33	12	34.3
3 Moderate Distress	3	75	10	36	0	0	13	37.1
4 High Distress	0	0	8	29	2	67	10	28.6
Valid responses =	4	11	28	80	3	9	35	18.5

Invalid responses include no response.

47B13) Within the last 12 months, to what extent did the following issue(s) cause you distress?

(only includes students that had problems or challenges with this issue within the last 12 months)

Bullying (for example: making threats, spreading rumors, physical or verbal attacks, or excluding someone from a group)

	Cis Men		Cis Women		Trans/Gender Non-conforming		Total	
	Freq.	Pct.	Freq.	Pct.	Freq.	Pct.	Freq.	Pct.
1 No Distress	1	100	0	0	0	0	1	10.0
2 Minimal Distress	0	0	2	33	2	67	4	40.0
3 Moderate Distress	0	0	2	33	0	0	2	20.0
4 High Distress	0	0	2	33	1	33	3	30.0
Valid responses =	1	10	6	60	3	30	10	5.3

Invalid responses include no response.

47B14) Within the last 12 months, to what extent did the following issue(s) cause you distress?

(only includes students that had problems or challenges with this issue within the last 12 months)

Cyberbullying (use of technology to harass, threaten, embarrass, or target another person)

	Cis Men		Cis Women		Trans/Gender Non-conforming		Total	
	Freq.	Pct.	Freq.	Pct.	Freq.	Pct.	Freq.	Pct.
1 No Distress	1	100	0	0	0	0	1	14.3
2 Minimal Distress	0	0	3	60	0	0	3	42.9
3 Moderate Distress	0	0	0	0	1	100	1	14.3
4 High Distress	0	0	2	40	0	0	2	28.6
Valid responses =	1	14	5	71	1	14	7	3.7

Invalid responses include no response.



47B15) Within the last 12 months, to what extent did the following issue(s) cause you distress?

(only includes students that had problems or challenges with this issue within the last 12 months)

Hazing (rituals, challenges, and other activities involving harassment, abuse, embarrassment, ridicule, or humiliation used as a way of initiating a person into a group)

Table with 9 columns: Response, Cis Men (Freq., Pct.), Cis Women (Freq., Pct.), Trans/Gender Non-conforming (Freq., Pct.), Total (Freq., Pct.). Rows include 1 No Distress, 2 Minimal Distress, 3 Moderate Distress, 4 High Distress, and Valid responses =.

Invalid responses include no response.

47B16) Within the last 12 months, to what extent did the following issue(s) cause you distress?

(only includes students that had problems or challenges with this issue within the last 12 months)

Microaggression (a subtle but offensive comment or action directed at a minority or other non-dominant group, whether intentional or unintentional, that reinforces a stereotype)

Table with 9 columns: Response, Cis Men (Freq., Pct.), Cis Women (Freq., Pct.), Trans/Gender Non-conforming (Freq., Pct.), Total (Freq., Pct.). Rows include 1 No Distress, 2 Minimal Distress, 3 Moderate Distress, 4 High Distress, and Valid responses =. Includes horizontal bar chart for Total Pct.

Invalid responses include no response.

47B17) Within the last 12 months, to what extent did the following issue(s) cause you distress?

(only includes students that had problems or challenges with this issue within the last 12 months)

Sexual Harassment (unwelcomed sexual advances, requests for sexual favors, and other verbal or physical conduct of a sexual nature)

Table with 9 columns: Response, Cis Men (Freq., Pct.), Cis Women (Freq., Pct.), Trans/Gender Non-conforming (Freq., Pct.), Total (Freq., Pct.). Rows include 1 No Distress, 2 Minimal Distress, 3 Moderate Distress, 4 High Distress, and Valid responses =. Includes horizontal bar chart for Total Pct.

Invalid responses include no response.

47B18) Within the last 12 months, to what extent did the following issue(s) cause you distress?

(only includes students that had problems or challenges with this issue within the last 12 months)

Discrimination (the unjust or prejudicial treatment of a person based on the group, class, or category to which the person is perceived to belong)

Table with 9 columns: Response, Cis Men (Freq., Pct.), Cis Women (Freq., Pct.), Trans/Gender Non-conforming (Freq., Pct.), Total (Freq., Pct.). Rows include 1 No Distress, 2 Minimal Distress, 3 Moderate Distress, 4 High Distress, and Valid responses =. Includes horizontal bar chart for Total Pct.

Invalid responses include no response.

47C2) Within the last 12 months, to what extent did the following issue(s) negatively affect your academic performance?

(only includes students that had problems or challenges with this issue within the last 12 months)

Career

Table with 9 columns: Response, Cis Men (Freq., Pct.), Cis Women (Freq., Pct.), Trans/Gender Non-conforming (Freq., Pct.), Total (Freq., Pct.). Rows include 1 Did not affect academic performance, 2 Negatively impacted performance in a class, 3 Delayed progress towards degree, and Valid responses =. Includes horizontal bar chart for Total Pct.

Invalid responses include no response.

47C3) Within the last 12 months, to what extent did the following issue(s) negatively affect your academic performance?

(only includes students that had problems or challenges with this issue within the last 12 months)

Finances

Table with 9 columns: Response, Cis Men (Freq., Pct.), Cis Women (Freq., Pct.), Trans/Gender Non-conforming (Freq., Pct.), Total (Freq., Pct.). Rows include 1 Did not affect academic performance, 2 Negatively impacted performance in a class, 3 Delayed progress towards degree, and Valid responses =. Includes horizontal bar chart for Total Pct.

Invalid responses include no response.



47C4) Within the last 12 months, to what extent did the following issue(s) negatively affect your academic performance?

(only includes students that had problems or challenges with this issue within the last 12 months)

Procrastination

	Cis Men		Cis Women		Trans/Gender Non-conforming		Total	
	Freq.	Pct.	Freq.	Pct.	Freq.	Pct.	Freq.	Pct.
1 Did not affect academic performance	15	33	27	29	3	21	46	30.3
2 Negatively impacted performance in a class	28	62	60	65	11	79	99	65.1
3 Delayed progress towards degree	2	4	5	5	0	0	7	4.6
Valid responses =	45	30	92	61	14	9	152	80.4

Invalid responses include no response.

47C5) Within the last 12 months, to what extent did the following issue(s) negatively affect your academic performance?

(only includes students that had problems or challenges with this issue within the last 12 months)

Faculty

	Cis Men		Cis Women		Trans/Gender Non-conforming		Total	
	Freq.	Pct.	Freq.	Pct.	Freq.	Pct.	Freq.	Pct.
1 Did not affect academic performance	4	57	7	100	1	50	12	75.0
2 Negatively impacted performance in a class	3	43	0	0	1	50	4	25.0
3 Delayed progress towards degree	0	0	0	0	0	0	0	0.0
Valid responses =	7	44	7	44	2	13	16	8.5

Invalid responses include no response.

47C6) Within the last 12 months, to what extent did the following issue(s) negatively affect your academic performance?

(only includes students that had problems or challenges with this issue within the last 12 months)

Family

	Cis Men		Cis Women		Trans/Gender Non-conforming		Total	
	Freq.	Pct.	Freq.	Pct.	Freq.	Pct.	Freq.	Pct.
1 Did not affect academic performance	8	100	26	55	5	63	39	61.9
2 Negatively impacted performance in a class	0	0	21	45	3	38	24	38.1
3 Delayed progress towards degree	0	0	0	0	0	0	0	0.0
Valid responses =	8	13	47	75	8	13	63	33.3

Invalid responses include no response.

47C7) Within the last 12 months, to what extent did the following issue(s) negatively affect your academic performance?

(only includes students that had problems or challenges with this issue within the last 12 months)

Intimate relationships

	Cis Men		Cis Women		Trans/Gender Non-conforming		Total	
	Freq.	Pct.	Freq.	Pct.	Freq.	Pct.	Freq.	Pct.
1 Did not affect academic performance	15	65	21	54	5	63	41	58.6
2 Negatively impacted performance in a class	8	35	15	39	3	38	26	37.1
3 Delayed progress towards degree	0	0	3	8	0	0	3	4.3
Valid responses =	23	33	39	56	8	11	70	37.0

Invalid responses include no response.

47C8) Within the last 12 months, to what extent did the following issue(s) negatively affect your academic performance?

(only includes students that had problems or challenges with this issue within the last 12 months)

Roommate/housemate

	Cis Men		Cis Women		Trans/Gender Non-conforming		Total	
	Freq.	Pct.	Freq.	Pct.	Freq.	Pct.	Freq.	Pct.
1 Did not affect academic performance	11	73	28	68	3	43	42	66.7
2 Negatively impacted performance in a class	3	20	13	32	4	57	20	31.7
3 Delayed progress towards degree	1	7	0	0	0	0	1	1.6
Valid responses =	15	24	41	65	7	11	63	33.3

Invalid responses include no response.

47C9) Within the last 12 months, to what extent did the following issue(s) negatively affect your academic performance?

(only includes students that had problems or challenges with this issue within the last 12 months)

Peers

	Cis Men		Cis Women		Trans/Gender Non-conforming		Total	
	Freq.	Pct.	Freq.	Pct.	Freq.	Pct.	Freq.	Pct.
1 Did not affect academic performance	10	67	26	65	3	50	39	62.9
2 Negatively impacted performance in a class	5	33	13	33	3	50	22	35.5
3 Delayed progress towards degree	0	0	1	3	0	0	1	1.6
Valid responses =	15	24	40	65	6	10	62	32.8

Invalid responses include no response.



47C10) Within the last 12 months, to what extent did the following issue(s) negatively affect your academic performance?

(only includes students that had problems or challenges with this issue within the last 12 months)

Personal appearance

	Cis Men		Cis Women		Trans/Gender Non-conforming		Total	
	Freq.	Pct.	Freq.	Pct.	Freq.	Pct.	Freq.	Pct.
1 Did not affect academic performance	21	91	59	87	7	70	88	86.3
2 Negatively impacted performance in a class	2	9	7	10	3	30	12	11.8
3 Delayed progress towards degree	0	0	2	3	0	0	2	2.0
Valid responses =	23	23	68	67	10	10	102	54.0

Invalid responses include no response.

47C11) Within the last 12 months, to what extent did the following issue(s) negatively affect your academic performance?

(only includes students that had problems or challenges with this issue within the last 12 months)

Health of someone close to me

	Cis Men		Cis Women		Trans/Gender Non-conforming		Total	
	Freq.	Pct.	Freq.	Pct.	Freq.	Pct.	Freq.	Pct.
1 Did not affect academic performance	11	85	35	70	5	63	52	72.2
2 Negatively impacted performance in a class	2	15	14	28	3	38	19	26.4
3 Delayed progress towards degree	0	0	1	2	0	0	1	1.4
Valid responses =	13	18	50	69	8	11	72	38.1

Invalid responses include no response.

47C12) Within the last 12 months, to what extent did the following issue(s) negatively affect your academic performance?

(only includes students that had problems or challenges with this issue within the last 12 months)

Death of a family member, friend, or someone close to me

	Cis Men		Cis Women		Trans/Gender Non-conforming		Total	
	Freq.	Pct.	Freq.	Pct.	Freq.	Pct.	Freq.	Pct.
1 Did not affect academic performance	4	100	15	54	1	33	20	57.1
2 Negatively impacted performance in a class	0	0	12	43	1	33	13	37.1
3 Delayed progress towards degree	0	0	1	4	1	33	2	5.7
Valid responses =	4	11	28	80	3	9	35	18.5

Invalid responses include no response.

47C13) Within the last 12 months, to what extent did the following issue(s) negatively affect your academic performance?

(only includes students that had problems or challenges with this issue within the last 12 months)

Bullying (for example: making threats, spreading rumors, physical or verbal attacks, or excluding someone from a group)

	Cis Men		Cis Women		Trans/Gender Non-conforming		Total	
	Freq.	Pct.	Freq.	Pct.	Freq.	Pct.	Freq.	Pct.
1 Did not affect academic performance	1	100	4	67	3	100	8	80.0
2 Negatively impacted performance in a class	0	0	1	17	0	0	1	10.0
3 Delayed progress towards degree	0	0	1	17	0	0	1	10.0
Valid responses =	1	10	6	60	3	30	10	5.3

Invalid responses include no response.

47C14) Within the last 12 months, to what extent did the following issue(s) negatively affect your academic performance?

(only includes students that had problems or challenges with this issue within the last 12 months)

Cyberbullying (use of technology to harass, threaten, embarrass, or target another person)

	Cis Men		Cis Women		Trans/Gender Non-conforming		Total	
	Freq.	Pct.	Freq.	Pct.	Freq.	Pct.	Freq.	Pct.
1 Did not affect academic performance	1	100	4	80	1	100	6	85.7
2 Negatively impacted performance in a class	0	0	0	0	0	0	0	0.0
3 Delayed progress towards degree	0	0	1	20	0	0	1	14.3
Valid responses =	1	14	5	71	1	14	7	3.7

Invalid responses include no response.

47C15) Within the last 12 months, to what extent did the following issue(s) negatively affect your academic performance?

(only includes students that had problems or challenges with this issue within the last 12 months)

Hazing (rituals, challenges, and other activities involving harassment, abuse, embarrassment, ridicule, or humiliation used as a way of initiating a person into a group)

	Cis Men		Cis Women		Trans/Gender Non-conforming		Total	
	Freq.	Pct.	Freq.	Pct.	Freq.	Pct.	Freq.	Pct.
1 Did not affect academic performance	0	0	0	0	0	0	0	0.0
2 Negatively impacted performance in a class	0	0	0	0	0	0	0	0.0
3 Delayed progress towards degree	0	0	0	0	0	0	0	0.0
Valid responses =	0	0	0	0	0	0	0	0.0

Invalid responses include no response.



47C16) Within the last 12 months, to what extent did the following issue(s) negatively affect your academic performance?

(only includes students that had problems or challenges with this issue within the last 12 months)

Microaggression (a subtle but offensive comment or action directed at a minority or other non-dominant group, whether intentional or unintentional, that reinforces a stereotype) Discrimination (the unjust or prejudicial treatment of a person based on the group, class, or category to which the person is perceived to belong.)

	Cis Men		Cis Women		Trans/Gender Non-conforming		Total	
	Freq.	Pct.	Freq.	Pct.	Freq.	Pct.	Freq.	Pct.
1 Did not affect academic performance	3	100	21	88	7	100	31	91.2
2 Negatively impacted performance in a class	0	0	2	8	0	0	2	5.9
3 Delayed progress towards degree	0	0	1	4	0	0	1	2.9
Valid responses =	3	9	24	71	7	21	34	18.0

Invalid responses include no response.

47C17) Within the last 12 months, to what extent did the following issue(s) negatively affect your academic performance?

(only includes students that had problems or challenges with this issue within the last 12 months)

Sexual Harassment (unwelcomed sexual advances, requests for sexual favors, and other verbal or physical conduct of a sexual nature)

	Cis Men		Cis Women		Trans/Gender Non-conforming		Total	
	Freq.	Pct.	Freq.	Pct.	Freq.	Pct.	Freq.	Pct.
1 Did not affect academic performance	0	0	7	58	2	67	9	60.0
2 Negatively impacted performance in a class	0	0	5	42	0	0	5	33.3
3 Delayed progress towards degree	0	0	0	0	1	33	1	6.7
Valid responses =	0	0	12	80	3	20	15	7.9

Invalid responses include no response.

47C18) Within the last 12 months, to what extent did the following issue(s) negatively affect your academic performance?

(only includes students that had problems or challenges with this issue within the last 12 months)

Discrimination

	Cis Men		Cis Women		Trans/Gender Non-conforming		Total	
	Freq.	Pct.	Freq.	Pct.	Freq.	Pct.	Freq.	Pct.
1 Did not affect academic performance	2	100	14	88	4	80	20	87.0
2 Negatively impacted performance in a class	0	0	2	13	1	20	3	13.0
3 Delayed progress towards degree	0	0	0	0	0	0	0	0.0
Valid responses =	2	9	16	70	5	22	23	12.2

Invalid responses include no response.

48) Within the last 30 days, how would you rate the overall level of stress you have experienced?

	Cis Men		Cis Women		Trans/Gender Non-conforming		Total	
	Freq.	Pct.	Freq.	Pct.	Freq.	Pct.	Freq.	Pct.
1 No stress	3	5	1	1	0	0	4	2.1
2 Low	13	21	9	8	3	19	25	13.2
3 Moderate	28	46	53	48	7	44	89	47.1
4 High	17	28	48	43	6	38	71	37.6
Valid responses =	61	32	111	59	16	8	189	100.0

Invalid responses include no response.

49) Have you ever thought about or attempted to kill yourself?

	Cis Men		Cis Women		Trans/Gender Non-conforming		Total	
	Freq.	Pct.	Freq.	Pct.	Freq.	Pct.	Freq.	Pct.
1 Never	28	47	54	49	4	25	86	45.7
2 Just a brief passing thought	24	40	28	25	2	13	54	28.7
3 Planned at least once, but did not try to do it	6	10	13	12	3	19	22	11.7
4 Planned at least once, wanted to die	0	0	8	7	3	19	11	5.9
5 Attempted, but did not want to die	0	0	4	4	0	0	5	2.7
6 Attempted, really hoped to die	2	3	4	4	4	25	10	5.3
Valid responses =	60	32	111	59	16	9	188	99.5

Invalid responses include no response.

50) How often have you thought about killing yourself in the past year?

	Cis Men		Cis Women		Trans/Gender Non-conforming		Total	
	Freq.	Pct.	Freq.	Pct.	Freq.	Pct.	Freq.	Pct.
1 Never	36	60	66	60	5	31	107	56.9
2 Rarely (1 time)	9	15	10	9	3	19	22	11.7
3 Sometimes (2 times)	10	17	17	15	2	13	30	16.0
4 Often (3-4 times)	3	5	8	7	0	0	11	5.9
5 Very often (5 or more times)	2	3	10	9	6	38	18	9.6
Valid responses =	60	32	111	59	16	9	188	99.5

Invalid responses include no response.



51) Have you ever told someone that you were going to commit suicide, or that you might do it?

	Cis Men		Cis Women		Trans/Gender Non-conforming		Total	
	Freq.	Pct.	Freq.	Pct.	Freq.	Pct.	Freq.	Pct.
1 No	47	78	83	75	11	69	142	75.5
2 Yes, one time, did not want to die	11	18	10	9	1	6	22	11.7
3 Yes, one time, wanted to die	0	0	6	5	0	0	6	3.2
4 Yes, more than once, did not want to do it	2	3	6	5	0	0	8	4.3
5 Yes, more than once, wanted to do it	0	0	6	5	4	25	10	5.3
Valid responses =	60	32	111	59	16	9	188	99.5

Invalid responses include no response.

52) How likely is it that you will attempt suicide someday?

	Cis Men		Cis Women		Trans/Gender Non-conforming		Total	
	Freq.	Pct.	Freq.	Pct.	Freq.	Pct.	Freq.	Pct.
0 Never	40	67	70	63	6	38	116	61.7
1 No chance at all	5	8	8	7	1	6	14	7.4
2 Rather unlikely	8	13	22	20	3	19	34	18.1
3 Unlikely	7	12	6	5	3	19	16	8.5
4 Likely	0	0	3	3	2	13	5	2.7
5 Rather likely	0	0	1	1	0	0	1	0.5
6 Very likely	0	0	1	1	1	6	2	1.1
Valid responses =	60	32	111	59	16	9	188	99.5

Invalid responses include no response.

53) Within the last 12 months, have you attempted suicide?

	Cis Men		Cis Women		Trans/Gender Non-conforming		Total	
	Freq.	Pct.	Freq.	Pct.	Freq.	Pct.	Freq.	Pct.
1 No	58	97	106	96	14	88	178	94.7
2 Yes	2	3	5	5	2	13	10	5.3
Valid responses =	60	32	111	59	16	9	188	99.5

Invalid responses include no response.

54A) Have you ever received psychological or mental health services?

	Cis Men		Cis Women		Trans/Gender Non-conforming		Total	
	Freq.	Pct.	Freq.	Pct.	Freq.	Pct.	Freq.	Pct.
1 No	40	66	42	38	2	13	85	45.0
2 Yes	21	34	69	62	14	88	104	55.0
Valid responses =	61	32	111	59	16	8	189	100.0

Invalid responses include no response.

54B) Within in the last 12 months, have you received psychological or mental health services?

	Cis Men		Cis Women		Trans/Gender Non-conforming		Total	
	Freq.	Pct.	Freq.	Pct.	Freq.	Pct.	Freq.	Pct.
1 No	50	82	62	56	4	25	117	61.9
2 Yes	11	18	49	44	12	75	72	38.1
Valid responses =	61	32	111	59	16	8	189	100.0

Invalid responses include no response.

54C1) Were the psychological or mental health services you received in the last 12 months provided by:

(only includes students that received psychological or mental health services within the last 12 months)

My current campus health and/or counseling center?

	Cis Men		Cis Women		Trans/Gender Non-conforming		Total	
	Freq.	Pct.	Freq.	Pct.	Freq.	Pct.	Freq.	Pct.
1 No	3	27	19	39	5	42	27	37.5
2 Yes	8	73	30	61	7	58	45	62.5
Valid responses =	11	15	49	68	12	17	72	38.1

Invalid responses include no response.

54C2) Were the psychological or mental health services you received in the last 12 months provided by:

(only includes students that received psychological or mental health services within the last 12 months)

A mental health provider in the local community near my campus?

	Cis Men		Cis Women		Trans/Gender Non-conforming		Total	
	Freq.	Pct.	Freq.	Pct.	Freq.	Pct.	Freq.	Pct.
1 No	8	73	40	82	8	67	56	77.8
2 Yes	3	27	9	18	4	33	16	22.2
Valid responses =	11	15	49	68	12	17	72	38.1

Invalid responses include no response.



54C3) Were the psychological or mental health services you received in the last 12 months provided by:

(only includes students that received psychological or mental health services within the last 12 months)

A mental health provider in my home town?

	Cis Men		Cis Women		Trans/Gender Non-conforming		Total	
	Freq.	Pct.	Freq.	Pct.	Freq.	Pct.	Freq.	Pct.
1 No	8	73	24	49	8	67	40	55.6
2 Yes	3	27	25	51	4	33	32	44.4
Valid responses =	11	15	49	68	12	17	72	38.1

Invalid responses include no response.

54C4) Were the psychological or mental health services you received in the last 12 months provided by:

(only includes students that received psychological or mental health services within the last 12 months)

A mental health provider not described above

	Cis Men		Cis Women		Trans/Gender Non-conforming		Total	
	Freq.	Pct.	Freq.	Pct.	Freq.	Pct.	Freq.	Pct.
1 No	10	100	41	95	8	80	59	93.7
2 Yes	0	0	2	5	2	20	4	6.3
Valid responses =	10	16	43	68	10	16	63	33.3

Invalid responses include no response.

55A) Within the last 12 months, have you visited any medical provider (for example: a nurse practitioner, physician assistant, primary care doctor, or other type of medical doctor) for a check-up or any other medical reasons?

	Cis Men		Cis Women		Trans/Gender Non-conforming		Total	
	Freq.	Pct.	Freq.	Pct.	Freq.	Pct.	Freq.	Pct.
1 No	22	36	29	26	4	25	55	29.1
2 Yes	39	64	82	74	12	75	134	70.9
Valid responses =	61	32	111	59	16	8	189	100.0

Invalid responses include no response.

55B1) Were the medical services you received in the last 12 months provided by: (only includes students that visited any medical provider within the last 12 months)
My current campus health center?

	Cis Men		Cis Women		Trans/Gender Non-conforming		Total	
	Freq.	Pct.	Freq.	Pct.	Freq.	Pct.	Freq.	Pct.
1 No	22	56	33	41	7	70	63	48.5
2 Yes	17	44	47	59	3	30	67	51.5
Valid responses =	39	30	80	62	10	8	130	68.8

Invalid responses include no response.

55B2) Were the medical services you received in the last 12 months provided by: (only includes students that visited any medical provider within the last 12 months)
A medical service provider in the local community near my campus?

	Cis Men		Cis Women		Trans/Gender Non-conforming		Total	
	Freq.	Pct.	Freq.	Pct.	Freq.	Pct.	Freq.	Pct.
1 No	26	68	58	73	5	50	90	69.8
2 Yes	12	32	22	28	5	50	39	30.2
Valid responses =	38	29	80	62	10	8	129	68.3

Invalid responses include no response.

55B3) Were the medical services you received in the last 12 months provided by: (only includes students that visited any medical provider within the last 12 months)
A medical service provider in my home town?

	Cis Men		Cis Women		Trans/Gender Non-conforming		Total	
	Freq.	Pct.	Freq.	Pct.	Freq.	Pct.	Freq.	Pct.
1 No	8	21	18	23	4	36	30	23.1
2 Yes	31	80	61	77	7	64	100	76.9
Valid responses =	39	30	79	61	11	8	130	68.8

Invalid responses include no response.

55B4) Were the medical services you received in the last 12 months provided by: (only includes students that visited any medical provider within the last 12 months)
A medical service provider not described above?

	Cis Men		Cis Women		Trans/Gender Non-conforming		Total	
	Freq.	Pct.	Freq.	Pct.	Freq.	Pct.	Freq.	Pct.
1 No	30	97	61	98	8	89	99	97.1
2 Yes	1	3	1	2	1	11	3	2.9
Valid responses =	31	30	62	61	9	9	102	54.0

Invalid responses include no response.



56) Have you had a gynecologic visit or exam (for example: contraception, STI testing, pelvic exam, or pap test) with a healthcare provider (for example: OB-GYN, nurse practitioner, or physician assistant)?

	Cis Men		Cis Women		Trans/Gender Non-conforming		Total	
	Freq.	Pct.	Freq.	Pct.	Freq.	Pct.	Freq.	Pct.
1 No	38	62	62	56	11	69	111	58.7
2 Yes	5	8	47	42	5	31	58	30.7
3 Don't know	1	2	2	2	0	0	3	1.6
4 Not applicable	17	28	0	0	0	0	17	9.0
Valid responses =	61	32	111	59	16	8	189	100.0

Invalid responses include no response.

57) Have you had a dental exam and cleaning in the last 12 months?

	Cis Men		Cis Women		Trans/Gender Non-conforming		Total	
	Freq.	Pct.	Freq.	Pct.	Freq.	Pct.	Freq.	Pct.
1 No	12	20	20	18	5	31	37	19.7
2 Yes	47	78	87	78	9	56	144	76.6
3 Don't know	1	2	4	4	2	13	7	3.7
Valid responses =	60	32	111	59	16	9	188	99.5

Invalid responses include no response.

58) When you are outdoors in the sun, how often do you wear sunscreen?

	Cis Men		Cis Women		Trans/Gender Non-conforming		Total	
	Freq.	Pct.	Freq.	Pct.	Freq.	Pct.	Freq.	Pct.
1 Never	6	10	5	5	1	6	13	6.9
2 Rarely	18	30	21	19	2	13	41	21.8
3 Sometimes	17	28	38	34	9	56	64	34.0
4 Usually	15	25	38	34	2	13	55	29.3
5 Always	4	7	9	8	2	13	15	8.0
Valid responses =	60	32	111	59	16	9	188	99.5

Invalid responses include no response.

59A) When you are outdoors in the sun, how often do you do the following to protect your skin from ultraviolet (UV) exposure?

Wear a shirt with sleeves

	Cis Men		Cis Women		Trans/Gender Non-conforming		Total	
	Freq.	Pct.	Freq.	Pct.	Freq.	Pct.	Freq.	Pct.
1 Never	8	13	19	17	5	31	32	17.0
2 Rarely	7	12	24	22	1	6	33	17.6
3 Sometimes	20	33	36	32	3	19	59	31.4
4 Usually	18	30	26	23	4	25	48	25.5
5 Always	7	12	6	5	3	19	16	8.5
Valid responses =	60	32	111	59	16	9	188	99.5

Invalid responses include no response.

59B) When you are outdoors in the sun, how often do you do the following to protect your skin from ultraviolet (UV) exposure?

Wear sunglasses

	Cis Men		Cis Women		Trans/Gender Non-conforming		Total	
	Freq.	Pct.	Freq.	Pct.	Freq.	Pct.	Freq.	Pct.
1 Never	12	20	20	18	3	19	35	18.6
2 Rarely	10	17	20	18	1	6	31	16.5
3 Sometimes	22	37	41	37	7	44	70	37.2
4 Usually	12	20	22	20	4	25	39	20.7
5 Always	4	7	8	7	1	6	13	6.9
Valid responses =	60	32	111	59	16	9	188	99.5

Invalid responses include no response.

59C) When you are outdoors in the sun, how often do you do the following to protect your skin from ultraviolet (UV) exposure?

Stay in the shade

	Cis Men		Cis Women		Trans/Gender Non-conforming		Total	
	Freq.	Pct.	Freq.	Pct.	Freq.	Pct.	Freq.	Pct.
1 Never	1	2	2	2	0	0	3	1.6
2 Rarely	12	20	17	15	3	19	32	17.0
3 Sometimes	18	30	46	41	6	38	70	37.2
4 Usually	27	45	38	34	6	38	72	38.3
5 Always	2	3	8	7	1	6	11	5.9
Valid responses =	60	32	111	59	16	9	188	99.5

Invalid responses include no response.



59D) When you are outdoors in the sun, how often do you do the following to protect your skin from ultraviolet (UV) exposure?

Wear a hat

	Cis Men		Cis Women		Trans/Gender Non-conforming		Total	
	Freq.	Pct.	Freq.	Pct.	Freq.	Pct.	Freq.	Pct.
1 Never	11	18	30	27	4	25	45	23.9
2 Rarely	21	35	26	23	6	38	54	28.7
3 Sometimes	12	20	42	38	1	6	55	29.3
4 Usually	14	23	12	11	5	31	31	16.5
5 Always	2	3	1	1	0	0	3	1.6
Valid responses =	60	32	111	59	16	9	188	99.5

Invalid responses include no response.

60) In the last 12 months, how many times have you spent time outdoors with the intention of getting a tan?

	Cis Men		Cis Women		Trans/Gender Non-conforming		Total	
	Freq.	Pct.	Freq.	Pct.	Freq.	Pct.	Freq.	Pct.
0 0 times	40	67	57	52	10	67	108	58.1
1 1 time	3	5	3	3	1	7	7	3.8
2 2 times	5	8	9	8	0	0	14	7.5
3 3 times	3	5	5	5	0	0	8	4.3
4 4 times	1	2	2	2	2	13	5	2.7
5 5 times	2	3	3	3	2	13	7	3.8
6 6 to 10 times	4	7	13	12	0	0	17	9.1
7 11 to 15 times	0	0	2	2	0	0	2	1.1
8 16 to 20 times	0	0	4	4	0	0	4	2.2
9 21 to 49 times	0	0	9	8	0	0	9	4.8
10 50 or More times	2	3	3	3	0	0	5	2.7
Valid responses =	60	32	110	59	15	8	186	98.4

Invalid responses include no response.

	Mean	Median	Std Dev	Min	Max
Cis Men	5.37	0.00	26.43	0	200
Cis Women	6.75	0.00	12.86	0	70
Trans/Gender Non-conforming	1.27	0.00	2.05	0	5
Overall	5.83	0.00	17.97	0	200

61) The Human Papillomavirus (HPV) vaccine (for example: Gardasil, Silgard, or Cervarix) is recommended, but usually not required, and is given in a series of 2 or 3 shots based on your age. Which of the following best describes your vaccination status for HPV:

	Cis Men		Cis Women		Trans/Gender Non-conforming		Total	
	Freq.	Pct.	Freq.	Pct.	Freq.	Pct.	Freq.	Pct.
1 Have not received HPV vaccine	7	12	8	7	2	13	17	9.0
2 Have started, but not completed HPV vaccine	2	3	12	11	1	6	16	8.5
3 Completed HPV vaccine	37	62	77	69	9	56	123	65.4
4 I don't know my HPV vaccination status	14	23	14	13	4	25	32	17.0
Valid responses =	60	32	111	59	16	9	188	99.5

Invalid responses include no response.

62) Did you have a flu vaccine within the last 12 months?

	Cis Men		Cis Women		Trans/Gender Non-conforming		Total	
	Freq.	Pct.	Freq.	Pct.	Freq.	Pct.	Freq.	Pct.
1 No	8	13	30	27	4	25	42	22.3
2 Yes	49	82	78	70	12	75	140	74.5
3 Don't know	3	5	3	3	0	0	6	3.2
Valid responses =	60	32	111	59	16	9	188	99.5

Invalid responses include no response.

63A1) Within the last 12 months, have you been diagnosed by a healthcare professional with any of the following?

Bronchitis

	Cis Men		Cis Women		Trans/Gender Non-conforming		Total	
	Freq.	Pct.	Freq.	Pct.	Freq.	Pct.	Freq.	Pct.
1 No	59	98	107	96	16	100	183	97.3
2 Yes	1	2	4	4	0	0	5	2.7
Valid responses =	60	32	111	59	16	9	188	99.5

Invalid responses include no response.

63A2) Within the last 12 months, have you been diagnosed by a healthcare professional with any of the following?

Chlamydia

	Cis Men		Cis Women		Trans/Gender Non-conforming		Total	
	Freq.	Pct.	Freq.	Pct.	Freq.	Pct.	Freq.	Pct.
1 No	59	98	110	99	16	100	186	98.9
2 Yes	1	2	1	1	0	0	2	1.1
Valid responses =	60	32	111	59	16	9	188	99.5

Invalid responses include no response.



63A3) Within the last 12 months, have you been diagnosed by a healthcare professional with any of the following?

Chicken Pox (Varicella)

	Cis Men		Cis Women		Trans/Gender Non-conforming		Total	
	Freq.	Pct.	Freq.	Pct.	Freq.	Pct.	Freq.	Pct.
1 No	60	100	110	100	16	100	187	100.0
2 Yes	0	0	0	0	0	0	0	0.0
Valid responses =	60	32	110	59	16	9	187	98.9

Invalid responses include no response.

63A4) Within the last 12 months, have you been diagnosed by a healthcare professional with any of the following?

Cold/virus or other respiratory illness (for example: sinus infection, ear infection, strep throat, tonsillitis, pharyngitis, or laryngitis)

	Cis Men		Cis Women		Trans/Gender Non-conforming		Total	
	Freq.	Pct.	Freq.	Pct.	Freq.	Pct.	Freq.	Pct.
1 No	48	80	76	69	13	81	138	73.4
2 Yes	12	20	35	32	3	19	50	26.6
Valid responses =	60	32	111	59	16	9	188	99.5

Invalid responses include no response.

63A5) Within the last 12 months, have you been diagnosed by a healthcare professional with any of the following?

Concussion

	Cis Men		Cis Women		Trans/Gender Non-conforming		Total	
	Freq.	Pct.	Freq.	Pct.	Freq.	Pct.	Freq.	Pct.
1 No	60	100	102	93	15	94	178	95.2
2 Yes	0	0	8	7	1	6	9	4.8
Valid responses =	60	32	110	59	16	9	187	98.9

Invalid responses include no response.

63A6) Within the last 12 months, have you been diagnosed by a healthcare professional with any of the following?

Gonorrhea

	Cis Men		Cis Women		Trans/Gender Non-conforming		Total	
	Freq.	Pct.	Freq.	Pct.	Freq.	Pct.	Freq.	Pct.
1 No	60	100	109	100	16	100	186	100.0
2 Yes	0	0	0	0	0	0	0	0.0
Valid responses =	60	32	109	59	16	9	186	98.4

Invalid responses include no response.

63A7) Within the last 12 months, have you been diagnosed by a healthcare professional with any of the following?

Flu (influenza) or flu-like illness

	Cis Men		Cis Women		Trans/Gender Non-conforming		Total	
	Freq.	Pct.	Freq.	Pct.	Freq.	Pct.	Freq.	Pct.
1 No	55	93	100	91	15	94	171	91.9
2 Yes	4	7	10	9	1	6	15	8.1
Valid responses =	59	32	110	59	16	9	186	98.4

Invalid responses include no response.

63A8) Within the last 12 months, have you been diagnosed by a healthcare professional with any of the following?

Mumps

	Cis Men		Cis Women		Trans/Gender Non-conforming		Total	
	Freq.	Pct.	Freq.	Pct.	Freq.	Pct.	Freq.	Pct.
1 No	59	100	110	100	16	100	186	100.0
2 Yes	0	0	0	0	0	0	0	0.0
Valid responses =	59	32	110	59	16	9	186	98.4

Invalid responses include no response.

63A9) Within the last 12 months, have you been diagnosed by a healthcare professional with any of the following?

Mononucleosis (mono)

	Cis Men		Cis Women		Trans/Gender Non-conforming		Total	
	Freq.	Pct.	Freq.	Pct.	Freq.	Pct.	Freq.	Pct.
1 No	58	98	108	97	15	94	182	97.3
2 Yes	1	2	3	3	1	6	5	2.7
Valid responses =	59	32	111	59	16	9	187	98.9

Invalid responses include no response.

63A10) Within the last 12 months, have you been diagnosed by a healthcare professional with any of the following?

Orthopedic injury (for example: broken bone, fracture, sprain, bursitis, tendinitis, or ligament injury)

	Cis Men		Cis Women		Trans/Gender Non-conforming		Total	
	Freq.	Pct.	Freq.	Pct.	Freq.	Pct.	Freq.	Pct.
1 No	55	92	94	85	14	88	164	87.2
2 Yes	5	8	17	15	2	13	24	12.8
Valid responses =	60	32	111	59	16	9	188	99.5

Invalid responses include no response.



63A11) Within the last 12 months, have you been diagnosed by a healthcare professional with any of the following?

Pelvic Inflammatory Disease

	Cis Men		Cis Women		Trans/Gender Non-conforming		Total	
	Freq.	Pct.	Freq.	Pct.	Freq.	Pct.	Freq.	Pct.
1 No	60	100	111	100	16	100	188	100.0
2 Yes	0	0	0	0	0	0	0	0.0
Valid responses =	60	32	111	59	16	9	188	99.5

Invalid responses include no response.

63A12) Within the last 12 months, have you been diagnosed by a healthcare professional with any of the following?

Pneumonia

	Cis Men		Cis Women		Trans/Gender Non-conforming		Total	
	Freq.	Pct.	Freq.	Pct.	Freq.	Pct.	Freq.	Pct.
1 No	60	100	109	99	16	100	186	99.5
2 Yes	0	0	1	1	0	0	1	0.5
Valid responses =	60	32	110	59	16	9	187	98.9

Invalid responses include no response.

63A13) Within the last 12 months, have you been diagnosed by a healthcare professional with any of the following?

Shingles

	Cis Men		Cis Women		Trans/Gender Non-conforming		Total	
	Freq.	Pct.	Freq.	Pct.	Freq.	Pct.	Freq.	Pct.
1 No	60	100	111	100	16	100	188	100.0
2 Yes	0	0	0	0	0	0	0	0.0
Valid responses =	60	32	111	59	16	9	188	99.5

Invalid responses include no response.

63A14) Within the last 12 months, have you been diagnosed by a healthcare professional with any of the following?

Stomach or GI virus or bug, food poisoning, or gastritis

	Cis Men		Cis Women		Trans/Gender Non-conforming		Total	
	Freq.	Pct.	Freq.	Pct.	Freq.	Pct.	Freq.	Pct.
1 No	56	93	103	93	15	94	175	93.1
2 Yes	4	7	8	7	1	6	13	6.9
Valid responses =	60	32	111	59	16	9	188	99.5

Invalid responses include no response.

63A15) Within the last 12 months, have you been diagnosed by a healthcare professional with any of the following?

Urinary tract infection

	Cis Men		Cis Women		Trans/Gender Non-conforming		Total	
	Freq.	Pct.	Freq.	Pct.	Freq.	Pct.	Freq.	Pct.
1 No	60	100	101	91	15	94	177	94.1
2 Yes	0	0	10	9	1	6	11	5.9
Valid responses =	60	32	111	59	16	9	188	99.5

Invalid responses include no response.

63A16) Within the last 12 months, have you been diagnosed by a healthcare professional with any of the following?

Other short-term, temporary illness not listed above

	Cis Men		Cis Women		Trans/Gender Non-conforming		Total	
	Freq.	Pct.	Freq.	Pct.	Freq.	Pct.	Freq.	Pct.
1 No	52	98	81	98	14	100	147	98.0
2 Yes	1	2	2	2	0	0	3	2.0
Valid responses =	53	35	83	55	14	9	150	79.4

Invalid responses include no response.

63B1) Within the last 12 months, to what extent did the following negatively affect your academic performance?

(only includes students who have been diagnosed within the last 12 months)

Bronchitis

	Cis Men		Cis Women		Trans/Gender Non-conforming		Total	
	Freq.	Pct.	Freq.	Pct.	Freq.	Pct.	Freq.	Pct.
1 Did not affect academic performance	0	0	1	25	0	0	1	20.0
2 Negatively impacted performance in a class	1	100	3	75	0	0	4	80.0
3 Delayed progress towards degree	0	0	0	0	0	0	0	0.0
Valid responses =	1	20	4	80	0	0	5	2.6

Invalid responses include no response.



63B2) Within the last 12 months, to what extent did the following negatively affect your academic performance?

(only includes students who have been diagnosed within the last 12 months)

Chlamydia

	Cis Men		Cis Women		Trans/Gender Non-conforming		Total	
	Freq.	Pct.	Freq.	Pct.	Freq.	Pct.	Freq.	Pct.
1 Did not affect academic performance	1	100	1	100	0	0	2	100.0
2 Negatively impacted performance in a class	0	0	0	0	0	0	0	0.0
3 Delayed progress towards degree	0	0	0	0	0	0	0	0.0
Valid responses =	1	50	1	50	0	0	2	1.1

Invalid responses include no response.

63B3) Within the last 12 months, to what extent did the following negatively affect your academic performance?

(only includes students who have been diagnosed within the last 12 months)

Chicken Pox (Varicella)

	Cis Men		Cis Women		Trans/Gender Non-conforming		Total	
	Freq.	Pct.	Freq.	Pct.	Freq.	Pct.	Freq.	Pct.
1 Did not affect academic performance	0	0	0	0	0	0	0	0.0
2 Negatively impacted performance in a class	0	0	0	0	0	0	0	0.0
3 Delayed progress towards degree	0	0	0	0	0	0	0	0.0
Valid responses =	0	0	0	0	0	0	0	0.0

Invalid responses include no response.

63B4) Within the last 12 months, to what extent did the following negatively affect your academic performance?

(only includes students who have been diagnosed within the last 12 months)

Cold/virus or other respiratory illness (for example: sinus infection, ear infection, strep throat, tonsillitis, pharyngitis, or laryngitis)

	Cis Men		Cis Women		Trans/Gender Non-conforming		Total	
	Freq.	Pct.	Freq.	Pct.	Freq.	Pct.	Freq.	Pct.
1 Did not affect academic performance	8	67	17	49	2	67	27	54.0
2 Negatively impacted performance in a class	4	33	17	49	1	33	22	44.0
3 Delayed progress towards degree	0	0	1	3	0	0	1	2.0
Valid responses =	12	24	35	70	3	6	50	26.5

Invalid responses include no response.

63B5) Within the last 12 months, to what extent did the following negatively affect your academic performance?

(only includes students who have been diagnosed within the last 12 months)

Concussion

	Cis Men		Cis Women		Trans/Gender Non-conforming		Total	
	Freq.	Pct.	Freq.	Pct.	Freq.	Pct.	Freq.	Pct.
1 Did not affect academic performance	0	0	2	25	0	0	2	22.2
2 Negatively impacted performance in a class	0	0	6	75	0	0	6	66.7
3 Delayed progress towards degree	0	0	0	0	1	100	1	11.1
Valid responses =	0	0	8	89	1	11	9	4.8

Invalid responses include no response.

63B6) Within the last 12 months, to what extent did the following negatively affect your academic performance?

(only includes students who have been diagnosed within the last 12 months)

Gonorrhea

	Cis Men		Cis Women		Trans/Gender Non-conforming		Total	
	Freq.	Pct.	Freq.	Pct.	Freq.	Pct.	Freq.	Pct.
1 Did not affect academic performance	0	0	0	0	0	0	0	0.0
2 Negatively impacted performance in a class	0	0	0	0	0	0	0	0.0
3 Delayed progress towards degree	0	0	0	0	0	0	0	0.0
Valid responses =	0	0	0	0	0	0	0	0.0

Invalid responses include no response.

63B7) Within the last 12 months, to what extent did the following negatively affect your academic performance?

(only includes students who have been diagnosed within the last 12 months)

Flu (influenza) or flu-like illness

	Cis Men		Cis Women		Trans/Gender Non-conforming		Total	
	Freq.	Pct.	Freq.	Pct.	Freq.	Pct.	Freq.	Pct.
1 Did not affect academic performance	2	50	4	40	1	100	7	46.7
2 Negatively impacted performance in a class	2	50	6	60	0	0	8	53.3
3 Delayed progress towards degree	0	0	0	0	0	0	0	0.0
Valid responses =	4	27	10	67	1	7	15	7.9

Invalid responses include no response.



63B8) Within the last 12 months, to what extent did the following negatively affect your academic performance?

(only includes students who have been diagnosed within the last 12 months)

Mumps

	Cis Men		Cis Women		Trans/Gender Non-conforming		Total	
	Freq.	Pct.	Freq.	Pct.	Freq.	Pct.	Freq.	Pct.
1 Did not affect academic performance	0	0	0	0	0	0	0	0.0
2 Negatively impacted performance in a class	0	0	0	0	0	0	0	0.0
3 Delayed progress towards degree	0	0	0	0	0	0	0	0.0
Valid responses =	0	0	0	0	0	0	0	0.0

Invalid responses include no response.

63B9) Within the last 12 months, to what extent did the following negatively affect your academic performance?

(only includes students who have been diagnosed within the last 12 months)

Mononucleosis (mono)

	Cis Men		Cis Women		Trans/Gender Non-conforming		Total	
	Freq.	Pct.	Freq.	Pct.	Freq.	Pct.	Freq.	Pct.
1 Did not affect academic performance	0	0	0	0	1	100	1	20.0
2 Negatively impacted performance in a class	1	100	3	100	0	0	4	80.0
3 Delayed progress towards degree	0	0	0	0	0	0	0	0.0
Valid responses =	1	20	3	60	1	20	5	2.6

Invalid responses include no response.

63B10) Within the last 12 months, to what extent did the following negatively affect your academic performance?

(only includes students who have been diagnosed within the last 12 months)

Orthopedic injury (for example: broken bone, fracture, sprain, bursitis, tendinitis, or ligament injury)

	Cis Men		Cis Women		Trans/Gender Non-conforming		Total	
	Freq.	Pct.	Freq.	Pct.	Freq.	Pct.	Freq.	Pct.
1 Did not affect academic performance	3	60	12	71	1	50	16	66.7
2 Negatively impacted performance in a class	2	40	4	24	1	50	7	29.2
3 Delayed progress towards degree	0	0	1	6	0	0	1	4.2
Valid responses =	5	21	17	71	2	8	24	12.7

Invalid responses include no response.

63B11) Within the last 12 months, to what extent did the following negatively affect your academic performance?

(only includes students who have been diagnosed within the last 12 months)

Pelvic Inflammatory Disease

	Cis Men		Cis Women		Trans/Gender Non-conforming		Total	
	Freq.	Pct.	Freq.	Pct.	Freq.	Pct.	Freq.	Pct.
1 Did not affect academic performance	0	0	0	0	0	0	0	0.0
2 Negatively impacted performance in a class	0	0	0	0	0	0	0	0.0
3 Delayed progress towards degree	0	0	0	0	0	0	0	0.0
Valid responses =	0	0	0	0	0	0	0	0.0

Invalid responses include no response.

63B12) Within the last 12 months, to what extent did the following negatively affect your academic performance?

(only includes students who have been diagnosed within the last 12 months)

Pneumonia

	Cis Men		Cis Women		Trans/Gender Non-conforming		Total	
	Freq.	Pct.	Freq.	Pct.	Freq.	Pct.	Freq.	Pct.
1 Did not affect academic performance	0	0	0	0	0	0	0	0.0
2 Negatively impacted performance in a class	0	0	1	100	0	0	1	100.0
3 Delayed progress towards degree	0	0	0	0	0	0	0	0.0
Valid responses =	0	0	1	100	0	0	1	0.5

Invalid responses include no response.

63B13) Within the last 12 months, to what extent did the following negatively affect your academic performance?

(only includes students who have been diagnosed within the last 12 months)

Shingles

	Cis Men		Cis Women		Trans/Gender Non-conforming		Total	
	Freq.	Pct.	Freq.	Pct.	Freq.	Pct.	Freq.	Pct.
1 Did not affect academic performance	0	0	0	0	0	0	0	0.0
2 Negatively impacted performance in a class	0	0	0	0	0	0	0	0.0
3 Delayed progress towards degree	0	0	0	0	0	0	0	0.0
Valid responses =	0	0	0	0	0	0	0	0.0

Invalid responses include no response.



63B14) Within the last 12 months, to what extent did the following negatively affect your academic performance?

(only includes students who have been diagnosed within the last 12 months)

Stomach or GI virus or bug, food poisoning, or gastritis

	Cis Men		Cis Women		Trans/Gender Non-conforming		Total	
	Freq.	Pct.	Freq.	Pct.	Freq.	Pct.	Freq.	Pct.
1 Did not affect academic performance	1	25	2	25	1	100	4	30.8
2 Negatively impacted performance in a class	3	75	5	63	0	0	8	61.5
3 Delayed progress towards degree	0	0	1	13	0	0	1	7.7
Valid responses =	4	31	8	62	1	8	13	6.9

Invalid responses include no response.

63B15) Within the last 12 months, to what extent did the following negatively affect your academic performance?

(only includes students who have been diagnosed within the last 12 months)

Urinary tract infection

	Cis Men		Cis Women		Trans/Gender Non-conforming		Total	
	Freq.	Pct.	Freq.	Pct.	Freq.	Pct.	Freq.	Pct.
1 Did not affect academic performance	0	0	7	70	1	100	8	72.7
2 Negatively impacted performance in a class	0	0	3	30	0	0	3	27.3
3 Delayed progress towards degree	0	0	0	0	0	0	0	0.0
Valid responses =	0	0	10	91	1	9	11	5.8

Invalid responses include no response.

63B16) Within the last 12 months, to what extent did the following negatively affect your academic performance?

(only includes students who have been diagnosed within the last 12 months)

Other short-term, temporary illness not listed above

	Cis Men		Cis Women		Trans/Gender Non-conforming		Total	
	Freq.	Pct.	Freq.	Pct.	Freq.	Pct.	Freq.	Pct.
1 Did not affect academic performance	1	100	1	100	0	0	2	100.0
2 Negatively impacted performance in a class	0	0	0	0	0	0	0	0.0
3 Delayed progress towards degree	0	0	0	0	0	0	0	0.0
Valid responses =	1	50	1	50	0	0	2	1.1

Invalid responses include no response.

64) Have you ever been tested for HIV?

	Cis Men		Cis Women		Trans/Gender Non-conforming		Total	
	Freq.	Pct.	Freq.	Pct.	Freq.	Pct.	Freq.	Pct.
1 Yes, within the last 12 months	6	10	11	10	3	19	20	10.6
2 Yes, more than 12 months ago	3	5	9	8	1	6	13	6.9
3 No	50	82	82	74	11	69	144	76.2
4 Unsure	2	3	9	8	1	6	12	6.3
Valid responses =	61	32	111	59	16	8	189	100.0

Invalid responses include no response.

64B) Are you taking PrEP (Pre-Exposure Prophylaxis) to prevent HIV infection?

	Cis Men		Cis Women		Trans/Gender Non-conforming		Total	
	Freq.	Pct.	Freq.	Pct.	Freq.	Pct.	Freq.	Pct.
1 No	59	97	107	97	15	94	182	96.8
2 Yes	2	3	3	3	1	6	6	3.2
Valid responses =	61	32	110	59	16	100	188	99.5

Invalid responses include no response.

65A1) Have you ever been diagnosed by a healthcare or mental health professional with any of the following ongoing or chronic conditions?

Acne

	Cis Men		Cis Women		Trans/Gender Non-conforming		Total	
	Freq.	Pct.	Freq.	Pct.	Freq.	Pct.	Freq.	Pct.
1 No	46	75	72	65	9	64	128	68.4
2 Yes	15	25	39	35	5	36	59	31.6
Valid responses =	61	33	111	59	14	7	187	98.9

Invalid responses include no response.

65A2) Have you ever been diagnosed by a healthcare or mental health professional with any of the following ongoing or chronic conditions?

ADD/ADHD - Attention Deficit/Hyperactivity Disorder

	Cis Men		Cis Women		Trans/Gender Non-conforming		Total	
	Freq.	Pct.	Freq.	Pct.	Freq.	Pct.	Freq.	Pct.
1 No	56	92	100	90	11	69	168	88.9
2 Yes	5	8	11	10	5	31	21	11.1
Valid responses =	61	32	111	59	16	8	189	100.0

Invalid responses include no response.



65A3) Have you ever been diagnosed by a healthcare or mental health professional with any of the following ongoing or chronic conditions?

Alcohol or Other Drug-Related Abuse or Addiction

	Cis Men		Cis Women		Trans/Gender Non-conforming		Total	
	Freq.	Pct.	Freq.	Pct.	Freq.	Pct.	Freq.	Pct.
1 No	61	100	110	100	16	100	188	100.0
2 Yes	0	0	0	0	0	0	0	0.0
Valid responses =	61	32	110	59	16	9	188	99.5

Invalid responses include no response.

65A4) Have you ever been diagnosed by a healthcare or mental health professional with any of the following ongoing or chronic conditions?

Allergies - food allergy

	Cis Men		Cis Women		Trans/Gender Non-conforming		Total	
	Freq.	Pct.	Freq.	Pct.	Freq.	Pct.	Freq.	Pct.
1 No	53	87	92	84	14	88	160	85.6
2 Yes	8	13	17	16	2	13	27	14.4
Valid responses =	61	33	109	58	16	9	187	98.9

Invalid responses include no response.

65A5) Have you ever been diagnosed by a healthcare or mental health professional with any of the following ongoing or chronic conditions?

Allergies - animals/pets

	Cis Men		Cis Women		Trans/Gender Non-conforming		Total	
	Freq.	Pct.	Freq.	Pct.	Freq.	Pct.	Freq.	Pct.
1 No	55	90	98	89	11	69	164	87.2
2 Yes	6	10	12	11	5	31	24	12.8
Valid responses =	61	32	110	59	16	9	188	99.5

Invalid responses include no response.

65A6) Have you ever been diagnosed by a healthcare or mental health professional with any of the following ongoing or chronic conditions?

Allergies - environmental (for example: pollen, grass, dust, mold)

	Cis Men		Cis Women		Trans/Gender Non-conforming		Total	
	Freq.	Pct.	Freq.	Pct.	Freq.	Pct.	Freq.	Pct.
1 No	45	74	79	71	11	69	135	71.4
2 Yes	16	26	32	29	5	31	54	28.6
Valid responses =	61	32	111	59	16	8	189	100.0

Invalid responses include no response.

65A7) Have you ever been diagnosed by a healthcare or mental health professional with any of the following ongoing or chronic conditions?

Anxiety (for example: Generalized Anxiety, Social Anxiety, Panic Disorder, Specific Phobia)

	Cis Men		Cis Women		Trans/Gender Non-conforming		Total	
	Freq.	Pct.	Freq.	Pct.	Freq.	Pct.	Freq.	Pct.
1 No	56	92	70	63	7	44	134	70.9
2 Yes	5	8	41	37	9	56	55	29.1
Valid responses =	61	32	111	59	16	8	189	100.0

Invalid responses include no response.

65A8) Have you ever been diagnosed by a healthcare or mental health professional with any of the following ongoing or chronic conditions?

Asthma

	Cis Men		Cis Women		Trans/Gender Non-conforming		Total	
	Freq.	Pct.	Freq.	Pct.	Freq.	Pct.	Freq.	Pct.
1 No	49	80	91	82	7	44	148	78.3
2 Yes	12	20	20	18	9	56	41	21.7
Valid responses =	61	32	111	59	16	8	189	100.0

Invalid responses include no response.

65A9) Have you ever been diagnosed by a healthcare or mental health professional with any of the following ongoing or chronic conditions?

Autism spectrum

	Cis Men		Cis Women		Trans/Gender Non-conforming		Total	
	Freq.	Pct.	Freq.	Pct.	Freq.	Pct.	Freq.	Pct.
1 No	60	98	109	99	14	88	184	97.9
2 Yes	1	2	1	1	2	13	4	2.1
Valid responses =	61	32	110	59	16	9	188	99.5

Invalid responses include no response.

65A10) Have you ever been diagnosed by a healthcare or mental health professional with any of the following ongoing or chronic conditions?

Bipolar and Related Conditions (for example: Bipolar I, II, Hypomanic Episode)

	Cis Men		Cis Women		Trans/Gender Non-conforming		Total	
	Freq.	Pct.	Freq.	Pct.	Freq.	Pct.	Freq.	Pct.
1 No	60	98	107	96	15	94	183	96.8
2 Yes	1	2	4	4	1	6	6	3.2
Valid responses =	61	32	111	59	16	8	189	100.0

Invalid responses include no response.



**65A11) Have you ever been diagnosed by a healthcare or mental health professional with any of the following ongoing or chronic conditions?
Borderline Personality Disorder (BPD), Avoidant Personality, Dependent Personality, or another personality disorder**

	Cis Men		Cis Women		Trans/Gender Non-conforming		Total	
	Freq.	Pct.	Freq.	Pct.	Freq.	Pct.	Freq.	Pct.
1 No	61	100	110	99	14	88	186	98.4
2 Yes	0	0	1	1	2	13	3	1.6
Valid responses =	61	32	111	59	16	8	189	100.0

Invalid responses include no response.

**65A12) Have you ever been diagnosed by a healthcare or mental health professional with any of the following ongoing or chronic conditions?
Cancer**

	Cis Men		Cis Women		Trans/Gender Non-conforming		Total	
	Freq.	Pct.	Freq.	Pct.	Freq.	Pct.	Freq.	Pct.
1 No	60	100	111	100	16	100	188	100.0
2 Yes	0	0	0	0	0	0	0	0.0
Valid responses =	60	32	111	59	16	9	188	99.5

Invalid responses include no response.

**65A13) Have you ever been diagnosed by a healthcare or mental health professional with any of the following ongoing or chronic conditions?
Celiac disease**

	Cis Men		Cis Women		Trans/Gender Non-conforming		Total	
	Freq.	Pct.	Freq.	Pct.	Freq.	Pct.	Freq.	Pct.
1 No	61	100	111	100	15	100	188	100.0
2 Yes	0	0	0	0	0	0	0	0.0
Valid responses =	61	32	111	59	15	8	188	99.5

Invalid responses include no response.

**65A14) Have you ever been diagnosed by a healthcare or mental health professional with any of the following ongoing or chronic conditions?
Chronic pain (for example: back or joint pain, arthritis, nerve pain)**

	Cis Men		Cis Women		Trans/Gender Non-conforming		Total	
	Freq.	Pct.	Freq.	Pct.	Freq.	Pct.	Freq.	Pct.
1 No	61	100	105	95	13	81	180	95.2
2 Yes	0	0	6	5	3	19	9	4.8
Valid responses =	61	32	111	59	16	8	189	100.0

Invalid responses include no response.

**65A15) Have you ever been diagnosed by a healthcare or mental health professional with any of the following ongoing or chronic conditions?
Depression (for example: Major depression, persistent depressive disorder, disruptive mood disorder)**

	Cis Men		Cis Women		Trans/Gender Non-conforming		Total	
	Freq.	Pct.	Freq.	Pct.	Freq.	Pct.	Freq.	Pct.
1 No	56	92	76	69	5	31	138	73.0
2 Yes	5	8	35	32	11	69	51	27.0
Valid responses =	61	32	111	59	16	8	189	100.0

Invalid responses include no response.

**65A16) Have you ever been diagnosed by a healthcare or mental health professional with any of the following ongoing or chronic conditions?
Diabetes or pre-diabetes/insulin resistance**

	Cis Men		Cis Women		Trans/Gender Non-conforming		Total	
	Freq.	Pct.	Freq.	Pct.	Freq.	Pct.	Freq.	Pct.
1 No	59	97	110	100	14	88	184	97.9
2 Yes	2	3	0	0	2	13	4	2.1
Valid responses =	61	32	110	59	16	9	188	99.5

Invalid responses include no response.

**65A17) Have you ever been diagnosed by a healthcare or mental health professional with any of the following ongoing or chronic conditions?
Eating Disorders (for example: Anorexia Nervosa, Bulimia Nervosa, Binge-Eating)**

	Cis Men		Cis Women		Trans/Gender Non-conforming		Total	
	Freq.	Pct.	Freq.	Pct.	Freq.	Pct.	Freq.	Pct.
1 No	60	98	98	88	12	75	171	90.5
2 Yes	1	2	13	12	4	25	18	9.5
Valid responses =	61	32	111	59	16	8	189	100.0

Invalid responses include no response.

**65A18) Have you ever been diagnosed by a healthcare or mental health professional with any of the following ongoing or chronic conditions?
Endometriosis**

	Cis Men		Cis Women		Trans/Gender Non-conforming		Total	
	Freq.	Pct.	Freq.	Pct.	Freq.	Pct.	Freq.	Pct.
1 No	61	100	108	97	16	100	186	98.4
2 Yes	0	0	3	3	0	0	3	1.6
Valid responses =	61	32	111	59	16	8	189	100.0

Invalid responses include no response.



65A19) Have you ever been diagnosed by a healthcare or mental health professional with any of the following ongoing or chronic conditions?

Gambling Disorder

	Cis Men		Cis Women		Trans/Gender Non-conforming		Total	
	Freq.	Pct.	Freq.	Pct.	Freq.	Pct.	Freq.	Pct.
1 No	61	100	110	100	16	100	188	100.0
2 Yes	0	0	0	0	0	0	0	0.0
Valid responses =	61	32	110	59	16	9	188	99.5

Invalid responses include no response.

65A20) Have you ever been diagnosed by a healthcare or mental health professional with any of the following ongoing or chronic conditions?

Genital herpes

	Cis Men		Cis Women		Trans/Gender Non-conforming		Total	
	Freq.	Pct.	Freq.	Pct.	Freq.	Pct.	Freq.	Pct.
1 No	61	100	107	99	16	100	185	99.5
2 Yes	0	0	1	1	0	0	1	0.5
Valid responses =	61	33	108	58	16	9	186	98.4

Invalid responses include no response.

65A21) Have you ever been diagnosed by a healthcare or mental health professional with any of the following ongoing or chronic conditions?

Gastroesophageal Reflux Disease (GERD) or acid reflux

	Cis Men		Cis Women		Trans/Gender Non-conforming		Total	
	Freq.	Pct.	Freq.	Pct.	Freq.	Pct.	Freq.	Pct.
1 No	61	100	107	96	15	94	184	97.4
2 Yes	0	0	4	4	1	6	5	2.6
Valid responses =	61	32	111	59	16	8	189	100.0

Invalid responses include no response.

65A22) Have you ever been diagnosed by a healthcare or mental health professional with any of the following ongoing or chronic conditions?

Heart & vascular disorders (for example: atrial fibrillation or other cardiac arrhythmia, mitral valve prolapse or other valvular heart disease, congenital heart condition)

	Cis Men		Cis Women		Trans/Gender Non-conforming		Total	
	Freq.	Pct.	Freq.	Pct.	Freq.	Pct.	Freq.	Pct.
1 No	60	98	106	96	16	100	183	96.8
2 Yes	1	2	5	5	0	0	6	3.2
Valid responses =	61	32	111	59	16	8	189	100.0

Invalid responses include no response.

65A23) Have you ever been diagnosed by a healthcare or mental health professional with any of the following ongoing or chronic conditions?

Hepatitis B or C

	Cis Men		Cis Women		Trans/Gender Non-conforming		Total	
	Freq.	Pct.	Freq.	Pct.	Freq.	Pct.	Freq.	Pct.
1 No	61	100	111	100	16	100	189	100.0
2 Yes	0	0	0	0	0	0	0	0.0
Valid responses =	61	32	111	59	16	8	189	100.0

Invalid responses include no response.

65A24) Have you ever been diagnosed by a healthcare or mental health professional with any of the following ongoing or chronic conditions?

High blood pressure (hypertension)

	Cis Men		Cis Women		Trans/Gender Non-conforming		Total	
	Freq.	Pct.	Freq.	Pct.	Freq.	Pct.	Freq.	Pct.
1 No	58	95	110	99	15	100	184	97.9
2 Yes	3	5	1	1	0	0	4	2.1
Valid responses =	61	32	111	59	15	8	188	99.5

Invalid responses include no response.

65A25) Have you ever been diagnosed by a healthcare or mental health professional with any of the following ongoing or chronic conditions?

High cholesterol (hyperlipidemia)

	Cis Men		Cis Women		Trans/Gender Non-conforming		Total	
	Freq.	Pct.	Freq.	Pct.	Freq.	Pct.	Freq.	Pct.
1 No	60	98	106	96	16	100	183	97.3
2 Yes	1	2	4	4	0	0	5	2.7
Valid responses =	61	32	110	59	16	9	188	99.5

Invalid responses include no response.

65A26) Have you ever been diagnosed by a healthcare or mental health professional with any of the following ongoing or chronic conditions?

HIV or AIDS

	Cis Men		Cis Women		Trans/Gender Non-conforming		Total	
	Freq.	Pct.	Freq.	Pct.	Freq.	Pct.	Freq.	Pct.
1 No	61	100	108	100	16	100	186	100.0
2 Yes	0	0	0	0	0	0	0	0.0
Valid responses =	61	33	108	58	16	9	186	98.4

Invalid responses include no response.



**65A27) Have you ever been diagnosed by a healthcare or mental health professional with any of the following ongoing or chronic conditions?
Human papillomavirus (HPV) or genital warts**

	Cis Men		Cis Women		Trans/Gender Non-conforming		Total	
	Freq.	Pct.	Freq.	Pct.	Freq.	Pct.	Freq.	Pct.
1 No	61	100	110	100	16	100	188	100.0
2 Yes	0	0	0	0	0	0	0	0.0
Valid responses =	61	32	110	59	16	9	188	99.5

Invalid responses include no response.

**65A28) Have you ever been diagnosed by a healthcare or mental health professional with any of the following ongoing or chronic conditions?
Insomnia**

	Cis Men		Cis Women		Trans/Gender Non-conforming		Total	
	Freq.	Pct.	Freq.	Pct.	Freq.	Pct.	Freq.	Pct.
1 No	58	97	102	92	13	81	174	92.6
2 Yes	2	3	9	8	3	19	14	7.4
Valid responses =	60	32	111	59	16	9	188	99.5

Invalid responses include no response.

**65A29) Have you ever been diagnosed by a healthcare or mental health professional with any of the following ongoing or chronic conditions?
Irritable bowel syndrome (spastic colon or spastic bowel)**

	Cis Men		Cis Women		Trans/Gender Non-conforming		Total	
	Freq.	Pct.	Freq.	Pct.	Freq.	Pct.	Freq.	Pct.
1 No	61	100	108	97	16	100	186	98.4
2 Yes	0	0	3	3	0	0	3	1.6
Valid responses =	61	32	111	59	16	8	189	100.0

Invalid responses include no response.

**65A30) Have you ever been diagnosed by a healthcare or mental health professional with any of the following ongoing or chronic conditions?
Migraine headaches**

	Cis Men		Cis Women		Trans/Gender Non-conforming		Total	
	Freq.	Pct.	Freq.	Pct.	Freq.	Pct.	Freq.	Pct.
1 No	55	92	89	82	14	88	158	84.9
2 Yes	5	8	20	18	2	13	28	15.1
Valid responses =	60	32	109	59	16	9	186	98.4

Invalid responses include no response.

**65A31) Have you ever been diagnosed by a healthcare or mental health professional with any of the following ongoing or chronic conditions?
Obsessive-Compulsive and Related Conditions (for example: OCD, Body Dysmorphia, Hoarding, Trichotillomania, other body-focused repetitive behavior disorders)**

	Cis Men		Cis Women		Trans/Gender Non-conforming		Total	
	Freq.	Pct.	Freq.	Pct.	Freq.	Pct.	Freq.	Pct.
1 No	60	98	104	94	15	94	180	95.2
2 Yes	1	2	7	6	1	6	9	4.8
Valid responses =	61	32	111	59	16	8	189	100.0

Invalid responses include no response.

**65A32) Have you ever been diagnosed by a healthcare or mental health professional with any of the following ongoing or chronic conditions?
Polycystic Ovarian Syndrome (PCOS)**

	Cis Men		Cis Women		Trans/Gender Non-conforming		Total	
	Freq.	Pct.	Freq.	Pct.	Freq.	Pct.	Freq.	Pct.
1 No	61	100	106	96	15	94	183	96.8
2 Yes	0	0	5	5	1	6	6	3.2
Valid responses =	61	32	111	59	16	8	189	100.0

Invalid responses include no response.

**65A33) Have you ever been diagnosed by a healthcare or mental health professional with any of the following ongoing or chronic conditions?
PTSD (Posttraumatic Stress Disorder), Acute Stress Disorder, Adjustment Disorder, or another trauma- or stressor-related condition**

	Cis Men		Cis Women		Trans/Gender Non-conforming		Total	
	Freq.	Pct.	Freq.	Pct.	Freq.	Pct.	Freq.	Pct.
1 No	61	100	104	95	14	88	180	95.7
2 Yes	0	0	6	6	2	13	8	4.3
Valid responses =	61	32	110	59	16	9	188	99.5

Invalid responses include no response.



65A34) Have you ever been diagnosed by a healthcare or mental health professional with any of the following ongoing or chronic conditions?

Schizophrenia and Other Psychotic Conditions (for example: Schizophrenia, Schizoaffective Disorder, Schizophreniform Disorder, Delusional Disorder)

	Cis Men		Cis Women		Trans/Gender Non-conforming		Total	
	Freq.	Pct.	Freq.	Pct.	Freq.	Pct.	Freq.	Pct.
1 No	61	100	111	100	16	100	189	100.0
2 Yes	0	0	0	0	0	0	0	0.0
Valid responses =	61	32	111	59	16	8	189	100.0

Invalid responses include no response.

65A35) Have you ever been diagnosed by a healthcare or mental health professional with any of the following ongoing or chronic conditions?

Sleep Apnea

	Cis Men		Cis Women		Trans/Gender Non-conforming		Total	
	Freq.	Pct.	Freq.	Pct.	Freq.	Pct.	Freq.	Pct.
1 No	61	100	111	100	15	94	188	99.5
2 Yes	0	0	0	0	1	6	1	0.5
Valid responses =	61	32	111	59	16	8	189	100.0

Invalid responses include no response.

65A36) Have you ever been diagnosed by a healthcare or mental health professional with any of the following ongoing or chronic conditions?

Thyroid condition or disorder

	Cis Men		Cis Women		Trans/Gender Non-conforming		Total	
	Freq.	Pct.	Freq.	Pct.	Freq.	Pct.	Freq.	Pct.
1 No	61	100	107	96	15	94	184	97.4
2 Yes	0	0	4	4	1	6	5	2.6
Valid responses =	61	32	111	59	16	8	189	100.0

Invalid responses include no response.

65A37) Have you ever been diagnosed by a healthcare or mental health professional with any of the following ongoing or chronic conditions?

Tourette's or other neurodevelopmental condition not already listed

	Cis Men		Cis Women		Trans/Gender Non-conforming		Total	
	Freq.	Pct.	Freq.	Pct.	Freq.	Pct.	Freq.	Pct.
1 No	61	100	109	98	15	94	186	98.4
2 Yes	0	0	2	2	1	6	3	1.6
Valid responses =	61	32	111	59	16	8	189	100.0

Invalid responses include no response.

65A38) Have you ever been diagnosed by a healthcare or mental health professional with any of the following ongoing or chronic conditions?

Traumatic brain injury (TBI)

	Cis Men		Cis Women		Trans/Gender Non-conforming		Total	
	Freq.	Pct.	Freq.	Pct.	Freq.	Pct.	Freq.	Pct.
1 No	61	100	106	96	16	100	184	97.9
2 Yes	0	0	4	4	0	0	4	2.1
Valid responses =	61	32	110	59	16	9	188	99.5

Invalid responses include no response.

65A39) Have you ever been diagnosed by a healthcare or mental health professional with any of the following ongoing or chronic conditions?

Urinary system disorder (for example: bladder or kidney disease, urinary reflux, interstitial cystitis)

	Cis Men		Cis Women		Trans/Gender Non-conforming		Total	
	Freq.	Pct.	Freq.	Pct.	Freq.	Pct.	Freq.	Pct.
1 No	61	100	109	98	15	100	186	98.9
2 Yes	0	0	2	2	0	0	2	1.1
Valid responses =	61	32	111	59	15	8	188	99.5

Invalid responses include no response.

65A40) Have you ever been diagnosed by a healthcare or mental health professional with any of the following ongoing or chronic conditions?

Other ongoing or chronic condition not listed above

	Cis Men		Cis Women		Trans/Gender Non-conforming		Total	
	Freq.	Pct.	Freq.	Pct.	Freq.	Pct.	Freq.	Pct.
1 No	56	93	94	93	14	93	165	93.2
2 Yes	4	7	7	7	1	7	12	6.8
Valid responses =	60	34	101	57	15	8	177	93.7

Invalid responses include no response.



65B1) Please indicate in which of the following categories you have an other ongoing or chronic condition that has been diagnosed by a healthcare or mental health professional. (only includes students that selected having an other ongoing or chronic condition not listed above)
Allergic & immunologic disorder

	Cis Men		Cis Women		Trans/Gender Non-conforming		Total	
	Freq.	Pct.	Freq.	Pct.	Freq.	Pct.	Freq.	Pct.
1 No	3	75	4	80	0	0	7	70.0
2 Yes	1	25	1	20	1	100	3	30.0
Valid responses =	4	40	5	50	1	10	10	5.3

Invalid responses include no response.

65B2) Please indicate in which of the following categories you have an other ongoing or chronic condition that has been diagnosed by a healthcare or mental health professional. (only includes students that selected having an other ongoing or chronic condition not listed above)
Autoimmune disorder

	Cis Men		Cis Women		Trans/Gender Non-conforming		Total	
	Freq.	Pct.	Freq.	Pct.	Freq.	Pct.	Freq.	Pct.
1 No	4	100	4	80	0	0	8	88.9
2 Yes	0	0	1	20	0	0	1	11.1
Valid responses =	4	44	5	56	0	0	9	4.8

Invalid responses include no response.

65B3) Please indicate in which of the following categories you have an other ongoing or chronic condition that has been diagnosed by a healthcare or mental health professional. (only includes students that selected having an other ongoing or chronic condition not listed above)
Blood disorder

	Cis Men		Cis Women		Trans/Gender Non-conforming		Total	
	Freq.	Pct.	Freq.	Pct.	Freq.	Pct.	Freq.	Pct.
1 No	4	100	5	100	0	0	9	100.0
2 Yes	0	0	0	0	0	0	0	0.0
Valid responses =	4	44	5	56	0	0	9	4.8

Invalid responses include no response.

65B4) Please indicate in which of the following categories you have an other ongoing or chronic condition that has been diagnosed by a healthcare or mental health professional. (only includes students that selected having an other ongoing or chronic condition not listed above)
Brain & nervous system disorder

	Cis Men		Cis Women		Trans/Gender Non-conforming		Total	
	Freq.	Pct.	Freq.	Pct.	Freq.	Pct.	Freq.	Pct.
1 No	4	100	5	83	0	0	9	90.0
2 Yes	0	0	1	17	0	0	1	10.0
Valid responses =	4	40	6	60	0	0	10	5.3

Invalid responses include no response.

65B5) Please indicate in which of the following categories you have an other ongoing or chronic condition that has been diagnosed by a healthcare or mental health professional. (only includes students that selected having an other ongoing or chronic condition not listed above)
Hair, skin, nails disorder

	Cis Men		Cis Women		Trans/Gender Non-conforming		Total	
	Freq.	Pct.	Freq.	Pct.	Freq.	Pct.	Freq.	Pct.
1 No	4	100	4	80	0	0	8	88.9
2 Yes	0	0	1	20	0	0	1	11.1
Valid responses =	4	44	5	56	0	0	9	4.8

Invalid responses include no response.

65B6) Please indicate in which of the following categories you have an other ongoing or chronic condition that has been diagnosed by a healthcare or mental health professional. (only includes students that selected having an other ongoing or chronic condition not listed above)
Digestive system disorder

	Cis Men		Cis Women		Trans/Gender Non-conforming		Total	
	Freq.	Pct.	Freq.	Pct.	Freq.	Pct.	Freq.	Pct.
1 No	3	75	4	80	0	0	7	77.8
2 Yes	1	25	1	20	0	0	2	22.2
Valid responses =	4	44	5	56	0	0	9	4.8

Invalid responses include no response.

65B7) Please indicate in which of the following categories you have an other ongoing or chronic condition that has been diagnosed by a healthcare or mental health professional. (only includes students that selected having an other ongoing or chronic condition not listed above)
Endocrine system disorder

	Cis Men		Cis Women		Trans/Gender Non-conforming		Total	
	Freq.	Pct.	Freq.	Pct.	Freq.	Pct.	Freq.	Pct.
1 No	4	100	4	80	0	0	8	88.9
2 Yes	0	0	1	20	0	0	1	11.1
Valid responses =	4	44	5	56	0	0	9	4.8

Invalid responses include no response.



65B8) Please indicate in which of the following categories you have an other ongoing or chronic condition that has been diagnosed by a healthcare or mental health professional. (only includes students that selected having an other ongoing or chronic condition not listed above)
Eye/ear/nose/throat disorder

	Cis Men		Cis Women		Trans/Gender Non-conforming		Total	
	Freq.	Pct.	Freq.	Pct.	Freq.	Pct.	Freq.	Pct.
1 No	3	75	4	80	0	0	7	77.8
2 Yes	1	25	1	20	0	0	2	22.2
Valid responses =	4	44	5	56	0	0	9	4.8

Invalid responses include no response.

65B9) Please indicate in which of the following categories you have an other ongoing or chronic condition that has been diagnosed by a healthcare or mental health professional. (only includes students that selected having an other ongoing or chronic condition not listed above)
Heart & vascular disorder

	Cis Men		Cis Women		Trans/Gender Non-conforming		Total	
	Freq.	Pct.	Freq.	Pct.	Freq.	Pct.	Freq.	Pct.
1 No	4	100	5	100	0	0	9	100.0
2 Yes	0	0	0	0	0	0	0	0.0
Valid responses =	4	44	5	56	0	0	9	4.8

Invalid responses include no response.

65B10) Please indicate in which of the following categories you have an other ongoing or chronic condition that has been diagnosed by a healthcare or mental health professional. (only includes students that selected having an other ongoing or chronic condition not listed above)
Infectious disease

	Cis Men		Cis Women		Trans/Gender Non-conforming		Total	
	Freq.	Pct.	Freq.	Pct.	Freq.	Pct.	Freq.	Pct.
1 No	4	100	5	100	0	0	9	100.0
2 Yes	0	0	0	0	0	0	0	0.0
Valid responses =	4	44	5	56	0	0	9	4.8

Invalid responses include no response.

65B11) Please indicate in which of the following categories you have an other ongoing or chronic condition that has been diagnosed by a healthcare or mental health professional. (only includes students that selected having an other ongoing or chronic condition not listed above)
Mental health/psychological disorder

	Cis Men		Cis Women		Trans/Gender Non-conforming		Total	
	Freq.	Pct.	Freq.	Pct.	Freq.	Pct.	Freq.	Pct.
1 No	4	100	5	100	0	0	9	90.0
2 Yes	0	0	0	0	1	100	1	10.0
Valid responses =	4	40	5	50	1	10	10	5.3

Invalid responses include no response.

65B12) Please indicate in which of the following categories you have an other ongoing or chronic condition that has been diagnosed by a healthcare or mental health professional. (only includes students that selected having an other ongoing or chronic condition not listed above)
Musculoskeletal disorder

	Cis Men		Cis Women		Trans/Gender Non-conforming		Total	
	Freq.	Pct.	Freq.	Pct.	Freq.	Pct.	Freq.	Pct.
1 No	4	100	5	100	0	0	9	100.0
2 Yes	0	0	0	0	0	0	0	0.0
Valid responses =	4	44	5	56	0	0	9	4.8

Invalid responses include no response.

65B13) Please indicate in which of the following categories you have an other ongoing or chronic condition that has been diagnosed by a healthcare or mental health professional. (only includes students that selected having an other ongoing or chronic condition not listed above)
Reproductive system disorder

	Cis Men		Cis Women		Trans/Gender Non-conforming		Total	
	Freq.	Pct.	Freq.	Pct.	Freq.	Pct.	Freq.	Pct.
1 No	4	100	5	100	0	0	9	100.0
2 Yes	0	0	0	0	0	0	0	0.0
Valid responses =	4	44	5	56	0	0	9	4.8

Invalid responses include no response.

65B14) Please indicate in which of the following categories you have an other ongoing or chronic condition that has been diagnosed by a healthcare or mental health professional. (only includes students that selected having an other ongoing or chronic condition not listed above)
Respiratory disorder

	Cis Men		Cis Women		Trans/Gender Non-conforming		Total	
	Freq.	Pct.	Freq.	Pct.	Freq.	Pct.	Freq.	Pct.
1 No	4	100	5	100	0	0	9	100.0
2 Yes	0	0	0	0	0	0	0	0.0
Valid responses =	4	44	5	56	0	0	9	4.8

Invalid responses include no response.



65B15) Please indicate in which of the following categories you have an other ongoing or chronic condition that has been diagnosed by a healthcare or mental health professional. (only includes students that selected having an other ongoing or chronic condition not listed above)
Sleep-wake disorder

	Cis Men		Cis Women		Trans/Gender Non-conforming		Total	
	Freq.	Pct.	Freq.	Pct.	Freq.	Pct.	Freq.	Pct.
1 No	3	100	3	60	0	0	6	75.0
2 Yes	0	0	2	40	0	0	2	25.0
Valid responses =	3	38	5	63	0	0	8	4.2

Invalid responses include no response.

65B16) Please indicate in which of the following categories you have an other ongoing or chronic condition that has been diagnosed by a healthcare or mental health professional. (only includes students that selected having an other ongoing or chronic condition not listed above)
Urinary system disorder

	Cis Men		Cis Women		Trans/Gender Non-conforming		Total	
	Freq.	Pct.	Freq.	Pct.	Freq.	Pct.	Freq.	Pct.
1 No	4	100	4	80	0	0	8	88.9
2 Yes	0	0	1	20	0	0	1	11.1
Valid responses =	4	44	5	56	0	0	9	4.8

Invalid responses include no response.

65B17) Please indicate in which of the following categories you have an other ongoing or chronic condition that has been diagnosed by a healthcare or mental health professional. (only includes students that selected having an other ongoing or chronic condition not listed above)
Other ongoing or chronic condition not previously reported

	Cis Men		Cis Women		Trans/Gender Non-conforming		Total	
	Freq.	Pct.	Freq.	Pct.	Freq.	Pct.	Freq.	Pct.
1 No	3	100	3	60	0	0	6	75.0
2 Yes	0	0	2	40	0	0	2	25.0
Valid responses =	3	38	5	63	0	0	8	4.2

Invalid responses include no response.

65C1) Have you ever been diagnosed with any of the following ongoing or chronic allergic & immunologic disorders? (only includes students that selected having an ongoing/chronic allergic & immunologic disorder not listed above)
Anaphylaxis

	Cis Men		Cis Women		Trans/Gender Non-conforming		Total	
	Freq.	Pct.	Freq.	Pct.	Freq.	Pct.	Freq.	Pct.
1 No	1	100	1	100	1	100	3	100.0
2 Yes	0	0	0	0	0	0	0	0.0
Valid responses =	1	33	1	33	1	33	3	1.6

Invalid responses include no response.

65C2) Have you ever been diagnosed with any of the following ongoing or chronic allergic & immunologic disorders? (only includes students that selected having an ongoing/chronic allergic & immunologic disorder not listed above)
Medication allergy

	Cis Men		Cis Women		Trans/Gender Non-conforming		Total	
	Freq.	Pct.	Freq.	Pct.	Freq.	Pct.	Freq.	Pct.
1 No	1	100	0	0	1	100	2	66.7
2 Yes	0	0	1	100	0	0	1	33.3
Valid responses =	1	33	1	33	1	33	3	1.6

Invalid responses include no response.

65C3) Have you ever been diagnosed with any of the following ongoing or chronic allergic & immunologic disorders? (only includes students that selected having an ongoing/chronic allergic & immunologic disorder not listed above)
Latex allergy

	Cis Men		Cis Women		Trans/Gender Non-conforming		Total	
	Freq.	Pct.	Freq.	Pct.	Freq.	Pct.	Freq.	Pct.
1 No	1	100	1	100	1	100	3	100.0
2 Yes	0	0	0	0	0	0	0	0.0
Valid responses =	1	33	1	33	1	33	3	1.6

Invalid responses include no response.

65C4) Have you ever been diagnosed with any of the following ongoing or chronic allergic & immunologic disorders? (only includes students that selected having an ongoing/chronic allergic & immunologic disorder not listed above)
Insect/bee sting allergy

	Cis Men		Cis Women		Trans/Gender Non-conforming		Total	
	Freq.	Pct.	Freq.	Pct.	Freq.	Pct.	Freq.	Pct.
1 No	1	100	1	100	1	100	3	100.0
2 Yes	0	0	0	0	0	0	0	0.0
Valid responses =	1	33	1	33	1	33	3	1.6

Invalid responses include no response.



65C5) Have you ever been diagnosed with any of the following ongoing or chronic allergic & immunologic disorders?

(only includes students that selected having an ongoing/chronic allergic & immunologic disorder not listed above)

Immune deficiency

	Cis Men		Cis Women		Trans/Gender Non-conforming		Total	
	Freq.	Pct.	Freq.	Pct.	Freq.	Pct.	Freq.	Pct.
1 No	1	100	0	0	1	100	2	66.7
2 Yes	0	0	1	100	0	0	1	33.3
Valid responses =	1	33	1	33	1	33	3	1.6

Invalid responses include no response.

65C6) Have you ever been diagnosed with any of the following ongoing or chronic allergic & immunologic disorders?

(only includes students that selected having an ongoing/chronic allergic & immunologic disorder not listed above)

Other allergic or immunologic condition not previously reported

	Cis Men		Cis Women		Trans/Gender Non-conforming		Total	
	Freq.	Pct.	Freq.	Pct.	Freq.	Pct.	Freq.	Pct.
1 No	0	0	1	100	0	0	1	50.0
2 Yes	1	100	0	0	0	0	1	50.0
Valid responses =	1	50	1	50	0	0	2	1.1

Invalid responses include no response.

65D1) Have you ever been diagnosed with any of the following ongoing or chronic autoimmune disorders?

(only includes students that selected having an ongoing/chronic autoimmune disorder not listed above)

Other allergic or immunologic condition

	Cis Men		Cis Women		Trans/Gender Non-conforming		Total	
	Freq.	Pct.	Freq.	Pct.	Freq.	Pct.	Freq.	Pct.
1 No	0	0	1	100	0	0	1	100.0
2 Yes	0	0	0	0	0	0	0	0.0
Valid responses =	0	0	1	100	0	0	1	0.5

Invalid responses include no response.

65D2) Have you ever been diagnosed with any of the following ongoing or chronic autoimmune disorders?

(only includes students that selected having an ongoing/chronic autoimmune disorder not listed above)

Rheumatoid Arthritis

	Cis Men		Cis Women		Trans/Gender Non-conforming		Total	
	Freq.	Pct.	Freq.	Pct.	Freq.	Pct.	Freq.	Pct.
1 No	0	0	1	100	0	0	1	100.0
2 Yes	0	0	0	0	0	0	0	0.0
Valid responses =	0	0	1	100	0	0	1	0.5

Invalid responses include no response.

65D3) Have you ever been diagnosed with any of the following ongoing or chronic autoimmune disorders?

(only includes students that selected having an ongoing/chronic autoimmune disorder not listed above)

Scleroderma

	Cis Men		Cis Women		Trans/Gender Non-conforming		Total	
	Freq.	Pct.	Freq.	Pct.	Freq.	Pct.	Freq.	Pct.
1 No	0	0	1	100	0	0	1	100.0
2 Yes	0	0	0	0	0	0	0	0.0
Valid responses =	0	0	1	100	0	0	1	0.5

Invalid responses include no response.

65D4) Have you ever been diagnosed with any of the following ongoing or chronic autoimmune disorders?

(only includes students that selected having an ongoing/chronic autoimmune disorder not listed above)

Systemic Lupus Erythematosus

	Cis Men		Cis Women		Trans/Gender Non-conforming		Total	
	Freq.	Pct.	Freq.	Pct.	Freq.	Pct.	Freq.	Pct.
1 No	0	0	1	100	0	0	1	100.0
2 Yes	0	0	0	0	0	0	0	0.0
Valid responses =	0	0	1	100	0	0	1	0.5

Invalid responses include no response.

65D5) Have you ever been diagnosed with any of the following ongoing or chronic autoimmune disorders?

(only includes students that selected having an ongoing/chronic autoimmune disorder not listed above)

Other autoimmune disorder not previously reported

	Cis Men		Cis Women		Trans/Gender Non-conforming		Total	
	Freq.	Pct.	Freq.	Pct.	Freq.	Pct.	Freq.	Pct.
1 No	0	0	0	0	0	0	0	0.0
2 Yes	0	0	1	100	0	0	1	100.0
Valid responses =	0	0	1	100	0	0	1	0.5

Invalid responses include no response.



65E1) Have you ever been diagnosed with any of the following ongoing or chronic blood disorders?

(only includes students that selected having an ongoing/chronic blood disorder not listed above)

Anemia

	Cis Men		Cis Women		Trans/Gender Non-conforming		Total	
	Freq.	Pct.	Freq.	Pct.	Freq.	Pct.	Freq.	Pct.
1 No	0	0	0	0	0	0	0	0.0
2 Yes	0	0	0	0	0	0	0	0.0
Valid responses =	0	0	0	0	0	0	0	0.0

Invalid responses include no response.

65E2) Have you ever been diagnosed with any of the following ongoing or chronic blood disorders?

(only includes students that selected having an ongoing/chronic blood disorder not listed above)

Hemophilia

	Cis Men		Cis Women		Trans/Gender Non-conforming		Total	
	Freq.	Pct.	Freq.	Pct.	Freq.	Pct.	Freq.	Pct.
1 No	0	0	0	0	0	0	0	0.0
2 Yes	0	0	0	0	0	0	0	0.0
Valid responses =	0	0	0	0	0	0	0	0.0

Invalid responses include no response.

65E3) Have you ever been diagnosed with any of the following ongoing or chronic blood disorders?

(only includes students that selected having an ongoing/chronic blood disorder not listed above)

Hypercoagulable states

	Cis Men		Cis Women		Trans/Gender Non-conforming		Total	
	Freq.	Pct.	Freq.	Pct.	Freq.	Pct.	Freq.	Pct.
1 No	0	0	0	0	0	0	0	0.0
2 Yes	0	0	0	0	0	0	0	0.0
Valid responses =	0	0	0	0	0	0	0	0.0

Invalid responses include no response.

65E4) Have you ever been diagnosed with any of the following ongoing or chronic blood disorders?

(only includes students that selected having an ongoing/chronic blood disorder not listed above)

Platelet Conditions

	Cis Men		Cis Women		Trans/Gender Non-conforming		Total	
	Freq.	Pct.	Freq.	Pct.	Freq.	Pct.	Freq.	Pct.
1 No	0	0	0	0	0	0	0	0.0
2 Yes	0	0	0	0	0	0	0	0.0
Valid responses =	0	0	0	0	0	0	0	0.0

Invalid responses include no response.

65E5) Have you ever been diagnosed with any of the following ongoing or chronic blood disorders?

(only includes students that selected having an ongoing/chronic blood disorder not listed above)

Sickle Cell Disease

	Cis Men		Cis Women		Trans/Gender Non-conforming		Total	
	Freq.	Pct.	Freq.	Pct.	Freq.	Pct.	Freq.	Pct.
1 No	0	0	0	0	0	0	0	0.0
2 Yes	0	0	0	0	0	0	0	0.0
Valid responses =	0	0	0	0	0	0	0	0.0

Invalid responses include no response.

65E6) Have you ever been diagnosed with any of the following ongoing or chronic blood disorders?

(only includes students that selected having an ongoing/chronic blood disorder not listed above)

Other blood condition not previously reported

	Cis Men		Cis Women		Trans/Gender Non-conforming		Total	
	Freq.	Pct.	Freq.	Pct.	Freq.	Pct.	Freq.	Pct.
1 No	0	0	0	0	0	0	0	0.0
2 Yes	0	0	0	0	0	0	0	0.0
Valid responses =	0	0	0	0	0	0	0	0.0

Invalid responses include no response.

65F1) Have you ever been diagnosed with any of the following ongoing or chronic brain & nervous system disorders?

(only includes students that selected having an ongoing/chronic brain & nervous system disorder not listed above)

Cerebral Palsy

	Cis Men		Cis Women		Trans/Gender Non-conforming		Total	
	Freq.	Pct.	Freq.	Pct.	Freq.	Pct.	Freq.	Pct.
1 No	0	0	1	100	0	0	1	100.0
2 Yes	0	0	0	0	0	0	0	0.0
Valid responses =	0	0	1	100	0	0	1	0.5

Invalid responses include no response.



65F2) Have you ever been diagnosed with any of the following ongoing or chronic brain & nervous system disorders?

(only includes students that selected having an ongoing/chronic brain & nervous system disorder not listed above)

Epilepsy

	Cis Men		Cis Women		Trans/Gender Non-conforming		Total	
	Freq.	Pct.	Freq.	Pct.	Freq.	Pct.	Freq.	Pct.
1 No	0	0	1	100	0	0	1	100.0
2 Yes	0	0	0	0	0	0	0	0.0
Valid responses =	0	0	1	100	0	0	1	0.5

Invalid responses include no response.

65F3) Have you ever been diagnosed with any of the following ongoing or chronic brain & nervous system disorders?

(only includes students that selected having an ongoing/chronic brain & nervous system disorder not listed above)

Seizure Conditions

	Cis Men		Cis Women		Trans/Gender Non-conforming		Total	
	Freq.	Pct.	Freq.	Pct.	Freq.	Pct.	Freq.	Pct.
1 No	0	0	1	100	0	0	1	100.0
2 Yes	0	0	0	0	0	0	0	0.0
Valid responses =	0	0	1	100	0	0	1	0.5

Invalid responses include no response.

65F4) Have you ever been diagnosed with any of the following ongoing or chronic brain & nervous system disorders?

(only includes students that selected having an ongoing/chronic brain & nervous system disorder not listed above)

Multiple Sclerosis

	Cis Men		Cis Women		Trans/Gender Non-conforming		Total	
	Freq.	Pct.	Freq.	Pct.	Freq.	Pct.	Freq.	Pct.
1 No	0	0	1	100	0	0	1	100.0
2 Yes	0	0	0	0	0	0	0	0.0
Valid responses =	0	0	1	100	0	0	1	0.5

Invalid responses include no response.

65F5) Have you ever been diagnosed with any of the following ongoing or chronic brain & nervous system disorders?

(only includes students that selected having an ongoing/chronic brain & nervous system disorder not listed above)

Other brain or nervous system condition not previously reported

	Cis Men		Cis Women		Trans/Gender Non-conforming		Total	
	Freq.	Pct.	Freq.	Pct.	Freq.	Pct.	Freq.	Pct.
1 No	0	0	0	0	0	0	0	0.0
2 Yes	0	0	1	100	0	0	1	100.0
Valid responses =	0	0	1	100	0	0	1	0.5

Invalid responses include no response.

65G1) Have you ever been diagnosed with any of the following ongoing or chronic hair, skin, nail disorders?

(only includes students that selected having an ongoing/chronic hair, skin, nail disorder not listed above)

Alopecia

	Cis Men		Cis Women		Trans/Gender Non-conforming		Total	
	Freq.	Pct.	Freq.	Pct.	Freq.	Pct.	Freq.	Pct.
1 No	0	0	1	100	0	0	1	100.0
2 Yes	0	0	0	0	0	0	0	0.0
Valid responses =	0	0	1	100	0	0	1	0.5

Invalid responses include no response.

65G2) Have you ever been diagnosed with any of the following ongoing or chronic hair, skin, nail disorders?

(only includes students that selected having an ongoing/chronic hair, skin, nail disorder not listed above)

Eczema

	Cis Men		Cis Women		Trans/Gender Non-conforming		Total	
	Freq.	Pct.	Freq.	Pct.	Freq.	Pct.	Freq.	Pct.
1 No	0	0	1	100	0	0	1	100.0
2 Yes	0	0	0	0	0	0	0	0.0
Valid responses =	0	0	1	100	0	0	1	0.5

Invalid responses include no response.

65G3) Have you ever been diagnosed with any of the following ongoing or chronic hair, skin, nail disorders?

(only includes students that selected having an ongoing/chronic hair, skin, nail disorder not listed above)

Hirsutism

	Cis Men		Cis Women		Trans/Gender Non-conforming		Total	
	Freq.	Pct.	Freq.	Pct.	Freq.	Pct.	Freq.	Pct.
1 No	0	0	1	100	0	0	1	100.0
2 Yes	0	0	0	0	0	0	0	0.0
Valid responses =	0	0	1	100	0	0	1	0.5

Invalid responses include no response.



65G4) Have you ever been diagnosed with any of the following ongoing or chronic hair, skin, nail disorders?

(only includes students that selected having an ongoing/chronic hair, skin, nail disorder not listed above)

Hyperhidrosis

	Cis Men		Cis Women		Trans/Gender Non-conforming		Total	
	Freq.	Pct.	Freq.	Pct.	Freq.	Pct.	Freq.	Pct.
1 No	0	0	1	100	0	0	1	100.0
2 Yes	0	0	0	0	0	0	0	0.0
Valid responses =	0	0	1	100	0	0	1	0.5

Invalid responses include no response.

65G5) Have you ever been diagnosed with any of the following ongoing or chronic hair, skin, nail disorders?

(only includes students that selected having an ongoing/chronic hair, skin, nail disorder not listed above)

Photodermatitis

	Cis Men		Cis Women		Trans/Gender Non-conforming		Total	
	Freq.	Pct.	Freq.	Pct.	Freq.	Pct.	Freq.	Pct.
1 No	0	0	1	100	0	0	1	100.0
2 Yes	0	0	0	0	0	0	0	0.0
Valid responses =	0	0	1	100	0	0	1	0.5

Invalid responses include no response.

65G6) Have you ever been diagnosed with any of the following ongoing or chronic hair, skin, nail disorders?

(only includes students that selected having an ongoing/chronic hair, skin, nail disorder not listed above)

Psoriasis

	Cis Men		Cis Women		Trans/Gender Non-conforming		Total	
	Freq.	Pct.	Freq.	Pct.	Freq.	Pct.	Freq.	Pct.
1 No	0	0	1	100	0	0	1	100.0
2 Yes	0	0	0	0	0	0	0	0.0
Valid responses =	0	0	1	100	0	0	1	0.5

Invalid responses include no response.

65G7) Have you ever been diagnosed with any of the following ongoing or chronic hair, skin, nail disorders?

(only includes students that selected having an ongoing/chronic hair, skin, nail disorder not listed above)

Vitiligo

	Cis Men		Cis Women		Trans/Gender Non-conforming		Total	
	Freq.	Pct.	Freq.	Pct.	Freq.	Pct.	Freq.	Pct.
1 No	0	0	1	100	0	0	1	100.0
2 Yes	0	0	0	0	0	0	0	0.0
Valid responses =	0	0	1	100	0	0	1	0.5

Invalid responses include no response.

65G8) Have you ever been diagnosed with any of the following ongoing or chronic hair, skin, nail disorders?

(only includes students that selected having an ongoing/chronic hair, skin, nail disorder not listed above)

Other hair, skin, or nail condition not previously reported

	Cis Men		Cis Women		Trans/Gender Non-conforming		Total	
	Freq.	Pct.	Freq.	Pct.	Freq.	Pct.	Freq.	Pct.
1 No	0	0	0	0	0	0	0	0.0
2 Yes	0	0	1	100	0	0	1	100.0
Valid responses =	0	0	1	100	0	0	1	0.5

Invalid responses include no response.

65H1) Have you ever been diagnosed with any of the following ongoing or chronic digestive system disorders?

(only includes students that selected having an ongoing/chronic digestive system disorder not listed above)

Crohn's Disease

	Cis Men		Cis Women		Trans/Gender Non-conforming		Total	
	Freq.	Pct.	Freq.	Pct.	Freq.	Pct.	Freq.	Pct.
1 No	1	100	0	0	0	0	1	50.0
2 Yes	0	0	1	100	0	0	1	50.0
Valid responses =	1	50	1	50	0	0	2	1.1

Invalid responses include no response.

65H2) Have you ever been diagnosed with any of the following ongoing or chronic digestive system disorders?

(only includes students that selected having an ongoing/chronic digestive system disorder not listed above)

Diverticular Disease

	Cis Men		Cis Women		Trans/Gender Non-conforming		Total	
	Freq.	Pct.	Freq.	Pct.	Freq.	Pct.	Freq.	Pct.
1 No	1	100	1	100	0	0	2	100.0
2 Yes	0	0	0	0	0	0	0	0.0
Valid responses =	1	50	1	50	0	0	2	1.1

Invalid responses include no response.



65H3) Have you ever been diagnosed with any of the following ongoing or chronic digestive system disorders?

(only includes students that selected having an ongoing/chronic digestive system disorder not listed above)

Esophageal Disease

	Cis Men		Cis Women		Trans/Gender Non-conforming		Total	
	Freq.	Pct.	Freq.	Pct.	Freq.	Pct.	Freq.	Pct.
1 No	1	100	1	100	0	0	2	100.0
2 Yes	0	0	0	0	0	0	0	0.0
Valid responses =	1	50	1	50	0	0	2	1.1

Invalid responses include no response.

65H4) Have you ever been diagnosed with any of the following ongoing or chronic digestive system disorders?

(only includes students that selected having an ongoing/chronic digestive system disorder not listed above)

Gallbladder Disease

	Cis Men		Cis Women		Trans/Gender Non-conforming		Total	
	Freq.	Pct.	Freq.	Pct.	Freq.	Pct.	Freq.	Pct.
1 No	1	100	1	100	0	0	2	100.0
2 Yes	0	0	0	0	0	0	0	0.0
Valid responses =	1	50	1	50	0	0	2	1.1

Invalid responses include no response.

65H5) Have you ever been diagnosed with any of the following ongoing or chronic digestive system disorders?

(only includes students that selected having an ongoing/chronic digestive system disorder not listed above)

Ulcerative Colitis

	Cis Men		Cis Women		Trans/Gender Non-conforming		Total	
	Freq.	Pct.	Freq.	Pct.	Freq.	Pct.	Freq.	Pct.
1 No	0	0	1	100	0	0	1	50.0
2 Yes	1	100	0	0	0	0	1	50.0
Valid responses =	1	50	1	50	0	0	2	1.1

Invalid responses include no response.

65H6) Have you ever been diagnosed with any of the following ongoing or chronic digestive system disorders?

(only includes students that selected having an ongoing/chronic digestive system disorder not listed above)

Other digestive system condition not previously reported

	Cis Men		Cis Women		Trans/Gender Non-conforming		Total	
	Freq.	Pct.	Freq.	Pct.	Freq.	Pct.	Freq.	Pct.
1 No	1	100	1	100	0	0	2	100.0
2 Yes	0	0	0	0	0	0	0	0.0
Valid responses =	1	50	1	50	0	0	2	1.1

Invalid responses include no response.

65J1) Have you ever been diagnosed with any of the following ongoing or chronic eye, ear, nose, throat disorders?

(only includes students that selected having an ongoing/chronic eye, ear, nose, throat disorder not listed above)

Hearing loss

	Cis Men		Cis Women		Trans/Gender Non-conforming		Total	
	Freq.	Pct.	Freq.	Pct.	Freq.	Pct.	Freq.	Pct.
1 No	0	0	1	100	0	0	1	50.0
2 Yes	1	100	0	0	0	0	1	50.0
Valid responses =	1	50	1	50	0	0	2	1.1

Invalid responses include no response.

65J2) Have you ever been diagnosed with any of the following ongoing or chronic eye, ear, nose, throat disorders?

(only includes students that selected having an ongoing/chronic eye, ear, nose, throat disorder not listed above)

Uveitis

	Cis Men		Cis Women		Trans/Gender Non-conforming		Total	
	Freq.	Pct.	Freq.	Pct.	Freq.	Pct.	Freq.	Pct.
1 No	1	100	1	100	0	0	2	100.0
2 Yes	0	0	0	0	0	0	0	0.0
Valid responses =	1	50	1	50	0	0	2	1.1

Invalid responses include no response.

65J3) Have you ever been diagnosed with any of the following ongoing or chronic eye, ear, nose, throat disorders?

(only includes students that selected having an ongoing/chronic eye, ear, nose, throat disorder not listed above)

Vertigo

	Cis Men		Cis Women		Trans/Gender Non-conforming		Total	
	Freq.	Pct.	Freq.	Pct.	Freq.	Pct.	Freq.	Pct.
1 No	1	100	1	100	0	0	2	100.0
2 Yes	0	0	0	0	0	0	0	0.0
Valid responses =	1	50	1	50	0	0	2	1.1

Invalid responses include no response.



65J4) Have you ever been diagnosed with any of the following ongoing or chronic eye, ear, nose, throat disorders?

(only includes students that selected having an ongoing/chronic eye, ear, nose, throat disorder not listed above)

Other eye/ear/nose/throat condition not previously reported

	Cis Men		Cis Women		Trans/Gender Non-conforming		Total	
	Freq.	Pct.	Freq.	Pct.	Freq.	Pct.	Freq.	Pct.
1 No	0	0	1	100	0	0	1	50.0
2 Yes	1	100	0	0	0	0	1	50.0
Valid responses =	1	50	1	50	0	0	2	1.1

Invalid responses include no response.

65K1) Have you ever been diagnosed with any of the following ongoing or chronic heart & vascular system disorders?

(only includes students that selected having an ongoing/chronic heart & vascular system disorder not listed above)

Cardiac Arrhythmia

	Cis Men		Cis Women		Trans/Gender Non-conforming		Total	
	Freq.	Pct.	Freq.	Pct.	Freq.	Pct.	Freq.	Pct.
1 No	0	0	0	0	0	0	0	0.0
2 Yes	0	0	0	0	0	0	0	0.0
Valid responses =	0	0	0	0	0	0	0	0.0

Invalid responses include no response.

65K2) Have you ever been diagnosed with any of the following ongoing or chronic heart & vascular system disorders?

(only includes students that selected having an ongoing/chronic heart & vascular system disorder not listed above)

Coronary Artery Disease

	Cis Men		Cis Women		Trans/Gender Non-conforming		Total	
	Freq.	Pct.	Freq.	Pct.	Freq.	Pct.	Freq.	Pct.
1 No	0	0	0	0	0	0	0	0.0
2 Yes	0	0	0	0	0	0	0	0.0
Valid responses =	0	0	0	0	0	0	0	0.0

Invalid responses include no response.

65K3) Have you ever been diagnosed with any of the following ongoing or chronic heart & vascular system disorders?

(only includes students that selected having an ongoing/chronic heart & vascular system disorder not listed above)

Congenital Heart Condition

	Cis Men		Cis Women		Trans/Gender Non-conforming		Total	
	Freq.	Pct.	Freq.	Pct.	Freq.	Pct.	Freq.	Pct.
1 No	0	0	0	0	0	0	0	0.0
2 Yes	0	0	0	0	0	0	0	0.0
Valid responses =	0	0	0	0	0	0	0	0.0

Invalid responses include no response.

65K4) Have you ever been diagnosed with any of the following ongoing or chronic heart & vascular system disorders?

(only includes students that selected having an ongoing/chronic heart & vascular system disorder not listed above)

Congestive Heart Failure

	Cis Men		Cis Women		Trans/Gender Non-conforming		Total	
	Freq.	Pct.	Freq.	Pct.	Freq.	Pct.	Freq.	Pct.
1 No	0	0	0	0	0	0	0	0.0
2 Yes	0	0	0	0	0	0	0	0.0
Valid responses =	0	0	0	0	0	0	0	0.0

Invalid responses include no response.

65K5) Have you ever been diagnosed with any of the following ongoing or chronic heart & vascular system disorders?

(only includes students that selected having an ongoing/chronic heart & vascular system disorder not listed above)

Heart Murmur

	Cis Men		Cis Women		Trans/Gender Non-conforming		Total	
	Freq.	Pct.	Freq.	Pct.	Freq.	Pct.	Freq.	Pct.
1 No	0	0	0	0	0	0	0	0.0
2 Yes	0	0	0	0	0	0	0	0.0
Valid responses =	0	0	0	0	0	0	0	0.0

Invalid responses include no response.

65K6) Have you ever been diagnosed with any of the following ongoing or chronic heart & vascular system disorders?

(only includes students that selected having an ongoing/chronic heart & vascular system disorder not listed above)

Valvular Heart Disease (for example: Mitral valve prolapse)

	Cis Men		Cis Women		Trans/Gender Non-conforming		Total	
	Freq.	Pct.	Freq.	Pct.	Freq.	Pct.	Freq.	Pct.
1 No	0	0	0	0	0	0	0	0.0
2 Yes	0	0	0	0	0	0	0	0.0
Valid responses =	0	0	0	0	0	0	0	0.0

Invalid responses include no response.



65K7) Have you ever been diagnosed with any of the following ongoing or chronic heart & vascular system disorders?

(only includes students that selected having an ongoing/chronic heart & vascular system disorder not listed above)

Other heart or vascular condition not previously reported

	Cis Men		Cis Women		Trans/Gender Non-conforming		Total	
	Freq.	Pct.	Freq.	Pct.	Freq.	Pct.	Freq.	Pct.
1 No	0	0	0	0	0	0	0	0.0
2 Yes	0	0	0	0	0	0	0	0.0
Valid responses =	0	0	0	0	0	0	0	0.0

Invalid responses include no response.

65L1) Have you ever been diagnosed with any of the following ongoing or chronic infectious diseases?

(only includes students that selected having an ongoing/chronic infectious disease not listed above)

Lyme Disease

	Cis Men		Cis Women		Trans/Gender Non-conforming		Total	
	Freq.	Pct.	Freq.	Pct.	Freq.	Pct.	Freq.	Pct.
1 No	0	0	0	0	0	0	0	0.0
2 Yes	0	0	0	0	0	0	0	0.0
Valid responses =	0	0	0	0	0	0	0	0.0

Invalid responses include no response.

65L2) Have you ever been diagnosed with any of the following ongoing or chronic infectious diseases?

(only includes students that selected having an ongoing/chronic infectious disease not listed above)

Other infectious disease not previously reported

	Cis Men		Cis Women		Trans/Gender Non-conforming		Total	
	Freq.	Pct.	Freq.	Pct.	Freq.	Pct.	Freq.	Pct.
1 No	0	0	0	0	0	0	0	0.0
2 Yes	0	0	0	0	0	0	0	0.0
Valid responses =	0	0	0	0	0	0	0	0.0

Invalid responses include no response.

65N1) Have you ever been diagnosed with any of the following ongoing or chronic musculoskeletal disorders?

(only includes students that selected having an ongoing/chronic musculoskeletal disorders not listed above)

Carpal Tunnel Syndrome

	Cis Men		Cis Women		Trans/Gender Non-conforming		Total	
	Freq.	Pct.	Freq.	Pct.	Freq.	Pct.	Freq.	Pct.
1 No	0	0	0	0	0	0	0	0.0
2 Yes	0	0	0	0	0	0	0	0.0
Valid responses =	0	0	0	0	0	0	0	0.0

Invalid responses include no response.

65N2) Have you ever been diagnosed with any of the following ongoing or chronic musculoskeletal disorders?

(only includes students that selected having an ongoing/chronic musculoskeletal disorders not listed above)

Fibromyalgia

	Cis Men		Cis Women		Trans/Gender Non-conforming		Total	
	Freq.	Pct.	Freq.	Pct.	Freq.	Pct.	Freq.	Pct.
1 No	0	0	0	0	0	0	0	0.0
2 Yes	0	0	0	0	0	0	0	0.0
Valid responses =	0	0	0	0	0	0	0	0.0

Invalid responses include no response.

65N3) Have you ever been diagnosed with any of the following ongoing or chronic musculoskeletal disorders?

(only includes students that selected having an ongoing/chronic musculoskeletal disorders not listed above)

Gout

	Cis Men		Cis Women		Trans/Gender Non-conforming		Total	
	Freq.	Pct.	Freq.	Pct.	Freq.	Pct.	Freq.	Pct.
1 No	0	0	0	0	0	0	0	0.0
2 Yes	0	0	0	0	0	0	0	0.0
Valid responses =	0	0	0	0	0	0	0	0.0

Invalid responses include no response.

65N4) Have you ever been diagnosed with any of the following ongoing or chronic musculoskeletal disorders?

(only includes students that selected having an ongoing/chronic musculoskeletal disorders not listed above)

Muscular Dystrophy

	Cis Men		Cis Women		Trans/Gender Non-conforming		Total	
	Freq.	Pct.	Freq.	Pct.	Freq.	Pct.	Freq.	Pct.
1 No	0	0	0	0	0	0	0	0.0
2 Yes	0	0	0	0	0	0	0	0.0
Valid responses =	0	0	0	0	0	0	0	0.0

Invalid responses include no response.



65N5) Have you ever been diagnosed with any of the following ongoing or chronic musculoskeletal disorders?

(only includes students that selected having an ongoing/chronic musculoskeletal disorders not listed above)

Osteoarthritis

	Cis Men		Cis Women		Trans/Gender Non-conforming		Total	
	Freq.	Pct.	Freq.	Pct.	Freq.	Pct.	Freq.	Pct.
	1 No	0	0	0	0	0	0	0
2 Yes	0	0	0	0	0	0	0	0.0
Valid responses =	0	0	0	0	0	0	0	0.0

Invalid responses include no response.

65N6) Have you ever been diagnosed with any of the following ongoing or chronic musculoskeletal disorders?

(only includes students that selected having an ongoing/chronic musculoskeletal disorders not listed above)

Osteoporosis

	Cis Men		Cis Women		Trans/Gender Non-conforming		Total	
	Freq.	Pct.	Freq.	Pct.	Freq.	Pct.	Freq.	Pct.
	1 No	0	0	0	0	0	0	0
2 Yes	0	0	0	0	0	0	0	0.0
Valid responses =	0	0	0	0	0	0	0	0.0

Invalid responses include no response.

65N7) Have you ever been diagnosed with any of the following ongoing or chronic musculoskeletal disorders?

(only includes students that selected having an ongoing/chronic musculoskeletal disorders not listed above)

Temporomandibular Joint Dysfunction

	Cis Men		Cis Women		Trans/Gender Non-conforming		Total	
	Freq.	Pct.	Freq.	Pct.	Freq.	Pct.	Freq.	Pct.
	1 No	0	0	0	0	0	0	0
2 Yes	0	0	0	0	0	0	0	0.0
Valid responses =	0	0	0	0	0	0	0	0.0

Invalid responses include no response.

65N8) Have you ever been diagnosed with any of the following ongoing or chronic musculoskeletal disorders?

(only includes students that selected having an ongoing/chronic musculoskeletal disorders not listed above)

Other musculoskeletal condition not previously reported

	Cis Men		Cis Women		Trans/Gender Non-conforming		Total	
	Freq.	Pct.	Freq.	Pct.	Freq.	Pct.	Freq.	Pct.
	1 No	0	0	0	0	0	0	0
2 Yes	0	0	0	0	0	0	0	0.0
Valid responses =	0	0	0	0	0	0	0	0.0

Invalid responses include no response.

65O1) Have you ever been diagnosed with any of the following ongoing or chronic reproductive system disorders?

(only includes students that selected having an ongoing/chronic reproductive system disorders not listed above)

Amenorrhea

	Cis Men		Cis Women		Trans/Gender Non-conforming		Total	
	Freq.	Pct.	Freq.	Pct.	Freq.	Pct.	Freq.	Pct.
	1 No	0	0	0	0	0	0	0
2 Yes	0	0	0	0	0	0	0	0.0
Valid responses =	0	0	0	0	0	0	0	0.0

Invalid responses include no response.

65O2) Have you ever been diagnosed with any of the following ongoing or chronic reproductive system disorders?

(only includes students that selected having an ongoing/chronic reproductive system disorders not listed above)

Cervical Dysplasia

	Cis Men		Cis Women		Trans/Gender Non-conforming		Total	
	Freq.	Pct.	Freq.	Pct.	Freq.	Pct.	Freq.	Pct.
	1 No	0	0	0	0	0	0	0
2 Yes	0	0	0	0	0	0	0	0.0
Valid responses =	0	0	0	0	0	0	0	0.0

Invalid responses include no response.

65O3) Have you ever been diagnosed with any of the following ongoing or chronic reproductive system disorders?

(only includes students that selected having an ongoing/chronic reproductive system disorders not listed above)

Premenstrual Syndrome (PMS), Premenstrual Dysphoric Disorder (PMDD), or painful periods (Dysmenorrhea)

	Cis Men		Cis Women		Trans/Gender Non-conforming		Total	
	Freq.	Pct.	Freq.	Pct.	Freq.	Pct.	Freq.	Pct.
	1 No	0	0	0	0	0	0	0
2 Yes	0	0	0	0	0	0	0	0.0
Valid responses =	0	0	0	0	0	0	0	0.0

Invalid responses include no response.



65O4) Have you ever been diagnosed with any of the following ongoing or chronic reproductive system disorders?
(only includes students that selected having an ongoing/chronic reproductive system disorders not listed above)

Prostatitis

Table with columns: Cis Men (Freq., Pct.), Cis Women (Freq., Pct.), Trans/Gender Non-conforming (Freq., Pct.), Total (Freq., Pct.). Rows: 1 No, 2 Yes, Valid responses =.

Invalid responses include no response.

65O5) Have you ever been diagnosed with any of the following ongoing or chronic reproductive system disorders?
(only includes students that selected having an ongoing/chronic reproductive system disorders not listed above)

Sexual Dysfunction

Table with columns: Cis Men (Freq., Pct.), Cis Women (Freq., Pct.), Trans/Gender Non-conforming (Freq., Pct.), Total (Freq., Pct.). Rows: 1 No, 2 Yes, Valid responses =.

Invalid responses include no response.

65O6) Have you ever been diagnosed with any of the following ongoing or chronic reproductive system disorders?
(only includes students that selected having an ongoing/chronic reproductive system disorders not listed above)

Other reproductive system condition not previously reported

Table with columns: Cis Men (Freq., Pct.), Cis Women (Freq., Pct.), Trans/Gender Non-conforming (Freq., Pct.), Total (Freq., Pct.). Rows: 1 No, 2 Yes, Valid responses =.

Invalid responses include no response.

65P1) Have you ever been diagnosed with any of the following ongoing or chronic respiratory system disorders?
(only includes students that selected having an ongoing/chronic respiratory system disorders not listed above)

Cystic Fibrosis

Table with columns: Cis Men (Freq., Pct.), Cis Women (Freq., Pct.), Trans/Gender Non-conforming (Freq., Pct.), Total (Freq., Pct.). Rows: 1 No, 2 Yes, Valid responses =.

Invalid responses include no response.

65P2) Have you ever been diagnosed with any of the following ongoing or chronic respiratory system disorders?
(only includes students that selected having an ongoing/chronic respiratory system disorders not listed above)

Sarcoidosis

Table with columns: Cis Men (Freq., Pct.), Cis Women (Freq., Pct.), Trans/Gender Non-conforming (Freq., Pct.), Total (Freq., Pct.). Rows: 1 No, 2 Yes, Valid responses =.

Invalid responses include no response.

65P3) Have you ever been diagnosed with any of the following ongoing or chronic respiratory system disorders?
(only includes students that selected having an ongoing/chronic respiratory system disorders not listed above)

Active Tuberculous

Table with columns: Cis Men (Freq., Pct.), Cis Women (Freq., Pct.), Trans/Gender Non-conforming (Freq., Pct.), Total (Freq., Pct.). Rows: 1 No, 2 Yes, Valid responses =.

Invalid responses include no response.

65P4) Have you ever been diagnosed with any of the following ongoing or chronic respiratory system disorders?
(only includes students that selected having an ongoing/chronic respiratory system disorders not listed above)

Other respiratory system condition not previously reported

Table with columns: Cis Men (Freq., Pct.), Cis Women (Freq., Pct.), Trans/Gender Non-conforming (Freq., Pct.), Total (Freq., Pct.). Rows: 1 No, 2 Yes, Valid responses =.

Invalid responses include no response.



65Q1) Have you ever been diagnosed with any of the following ongoing or chronic sleep-wake disorders?

(only includes students that selected having an ongoing/chronic sleep-wake disorders not listed above)

Hypersomnolence

	Cis Men		Cis Women		Trans/Gender Non-conforming		Total	
	Freq.	Pct.	Freq.	Pct.	Freq.	Pct.	Freq.	Pct.
1 No	0	0	1	50	0	0	1	50.0
2 Yes	0	0	1	50	0	0	1	50.0
Valid responses =	0	0	2	100	0	0	2	1.1

Invalid responses include no response.

65Q2) Have you ever been diagnosed with any of the following ongoing or chronic sleep-wake disorders?

(only includes students that selected having an ongoing/chronic sleep-wake disorders not listed above)

Narcolepsy

	Cis Men		Cis Women		Trans/Gender Non-conforming		Total	
	Freq.	Pct.	Freq.	Pct.	Freq.	Pct.	Freq.	Pct.
1 No	0	0	2	100	0	0	2	100.0
2 Yes	0	0	0	0	0	0	0	0.0
Valid responses =	0	0	2	100	0	0	2	1.1

Invalid responses include no response.

65Q3) Have you ever been diagnosed with any of the following ongoing or chronic sleep-wake disorders?

(only includes students that selected having an ongoing/chronic sleep-wake disorders not listed above)

Restless Leg Syndrome

	Cis Men		Cis Women		Trans/Gender Non-conforming		Total	
	Freq.	Pct.	Freq.	Pct.	Freq.	Pct.	Freq.	Pct.
1 No	0	0	2	100	0	0	2	100.0
2 Yes	0	0	0	0	0	0	0	0.0
Valid responses =	0	0	2	100	0	0	2	1.1

Invalid responses include no response.

65Q4) Have you ever been diagnosed with any of the following ongoing or chronic sleep-wake disorders?

(only includes students that selected having an ongoing/chronic sleep-wake disorders not listed above)

Sleep Paralysis

	Cis Men		Cis Women		Trans/Gender Non-conforming		Total	
	Freq.	Pct.	Freq.	Pct.	Freq.	Pct.	Freq.	Pct.
1 No	0	0	2	100	0	0	2	100.0
2 Yes	0	0	0	0	0	0	0	0.0
Valid responses =	0	0	2	100	0	0	2	1.1

Invalid responses include no response.

65Q5) Have you ever been diagnosed with any of the following ongoing or chronic sleep-wake disorders?

(only includes students that selected having an ongoing/chronic sleep-wake disorders not listed above)

Sleep Terrors (or night terrors)

	Cis Men		Cis Women		Trans/Gender Non-conforming		Total	
	Freq.	Pct.	Freq.	Pct.	Freq.	Pct.	Freq.	Pct.
1 No	0	0	2	100	0	0	2	100.0
2 Yes	0	0	0	0	0	0	0	0.0
Valid responses =	0	0	2	100	0	0	2	1.1

Invalid responses include no response.

65Q6) Have you ever been diagnosed with any of the following ongoing or chronic sleep-wake disorders?

(only includes students that selected having an ongoing/chronic sleep-wake disorders not listed above)

Sleep Walking

	Cis Men		Cis Women		Trans/Gender Non-conforming		Total	
	Freq.	Pct.	Freq.	Pct.	Freq.	Pct.	Freq.	Pct.
1 No	0	0	2	100	0	0	2	100.0
2 Yes	0	0	0	0	0	0	0	0.0
Valid responses =	0	0	2	100	0	0	2	1.1

Invalid responses include no response.

65Q7) Have you ever been diagnosed with any of the following ongoing or chronic sleep-wake disorders?

(only includes students that selected having an ongoing/chronic sleep-wake disorders not listed above)

Other sleep-wake condition not previously reported

	Cis Men		Cis Women		Trans/Gender Non-conforming		Total	
	Freq.	Pct.	Freq.	Pct.	Freq.	Pct.	Freq.	Pct.
1 No	0	0	1	50	0	0	1	50.0
2 Yes	0	0	1	50	0	0	1	50.0
Valid responses =	0	0	2	100	0	0	2	1.1

Invalid responses include no response.



65R1) Have you ever been diagnosed with any of the following ongoing or chronic urinary system disorders?

(only includes students that selected having an ongoing/chronic urinary system disorders not listed above)

Bladder disease

	Cis Men		Cis Women		Trans/Gender Non-conforming		Total	
	Freq.	Pct.	Freq.	Pct.	Freq.	Pct.	Freq.	Pct.
1 No	0	0	1	100	0	0	1	100.0
2 Yes	0	0	0	0	0	0	0	0.0
Valid responses =	0	0	1	100	0	0	1	0.5

Invalid responses include no response.

65R2) Have you ever been diagnosed with any of the following ongoing or chronic urinary system disorders?

(only includes students that selected having an ongoing/chronic urinary system disorders not listed above)

Kidney disease

	Cis Men		Cis Women		Trans/Gender Non-conforming		Total	
	Freq.	Pct.	Freq.	Pct.	Freq.	Pct.	Freq.	Pct.
1 No	0	0	1	100	0	0	1	100.0
2 Yes	0	0	0	0	0	0	0	0.0
Valid responses =	0	0	1	100	0	0	1	0.5

Invalid responses include no response.

65R3) Have you ever been diagnosed with any of the following ongoing or chronic urinary system disorders?

(only includes students that selected having an ongoing/chronic urinary system disorders not listed above)

Kidney stone

	Cis Men		Cis Women		Trans/Gender Non-conforming		Total	
	Freq.	Pct.	Freq.	Pct.	Freq.	Pct.	Freq.	Pct.
1 No	0	0	1	100	0	0	1	100.0
2 Yes	0	0	0	0	0	0	0	0.0
Valid responses =	0	0	1	100	0	0	1	0.5

Invalid responses include no response.

65R4) Have you ever been diagnosed with any of the following ongoing or chronic urinary system disorders?

(only includes students that selected having an ongoing/chronic urinary system disorders not listed above)

Urinary Incontinence

	Cis Men		Cis Women		Trans/Gender Non-conforming		Total	
	Freq.	Pct.	Freq.	Pct.	Freq.	Pct.	Freq.	Pct.
1 No	0	0	0	0	0	0	0	0.0
2 Yes	0	0	1	100	0	0	1	100.0
Valid responses =	0	0	1	100	0	0	1	0.5

Invalid responses include no response.

65R5) Have you ever been diagnosed with any of the following ongoing or chronic urinary system disorders?

(only includes students that selected having an ongoing/chronic urinary system disorders not listed above)

Other urinary system condition not previously reported

	Cis Men		Cis Women		Trans/Gender Non-conforming		Total	
	Freq.	Pct.	Freq.	Pct.	Freq.	Pct.	Freq.	Pct.
1 No	0	0	1	100	0	0	1	100.0
2 Yes	0	0	0	0	0	0	0	0.0
Valid responses =	0	0	1	100	0	0	1	0.5

Invalid responses include no response.

65S1) You indicated that you had been diagnosed with Diabetes or Pre-Diabetes. Were you told that you had:

(only includes students that have been diagnosed with Diabetes or Pre-Diabetes)

Type 1 Diabetes

	Cis Men		Cis Women		Trans/Gender Non-conforming		Total	
	Freq.	Pct.	Freq.	Pct.	Freq.	Pct.	Freq.	Pct.
1 No	0	0	0	0	1	50	1	25.0
2 Yes	2	100	0	0	1	50	3	75.0
Valid responses =	2	50	0	0	2	50	4	2.1

Invalid responses include no response.

65S2) You indicated that you had been diagnosed with Diabetes or Pre-Diabetes. Were you told that you had:

(only includes students that have been diagnosed with Diabetes or Pre-Diabetes)

Type 2 Diabetes

	Cis Men		Cis Women		Trans/Gender Non-conforming		Total	
	Freq.	Pct.	Freq.	Pct.	Freq.	Pct.	Freq.	Pct.
1 No	2	100	0	0	1	50	3	75.0
2 Yes	0	0	0	0	1	50	1	25.0
Valid responses =	2	50	0	0	2	50	4	2.1

Invalid responses include no response.



65S3) You indicated that you had been diagnosed with Diabetes or Pre-Diabetes. Were you told that you had:

(only includes students that have been diagnosed with Diabetes or Pre-Diabetes)

Pre-diabetes or insulin resistance

	Cis Men		Cis Women		Trans/Gender Non-conforming		Total	
	Freq.	Pct.	Freq.	Pct.	Freq.	Pct.	Freq.	Pct.
1 No	2	100	0	0	1	50	3	75.0
2 Yes	0	0	0	0	1	50	1	25.0
Valid responses =	2	50	0	0	2	50	4	2.1

Invalid responses include no response.

65S4) You indicated that you had been diagnosed with Diabetes or Pre-Diabetes. Were you told that you had:

(only includes students that have been diagnosed with Diabetes or Pre-Diabetes)

Gestational Diabetes

	Cis Men		Cis Women		Trans/Gender Non-conforming		Total	
	Freq.	Pct.	Freq.	Pct.	Freq.	Pct.	Freq.	Pct.
1 No	2	100	0	0	2	100	4	100.0
2 Yes	0	0	0	0	0	0	0	0.0
Valid responses =	2	50	0	0	2	50	4	2.1

Invalid responses include no response.

65T1) Have you had an appointment and/or discussion with a healthcare or mental health professional for the following condition(s) within the last 12 months?

(only includes students that have been diagnosed with this condition)

Acne

	Cis Men		Cis Women		Trans/Gender Non-conforming		Total	
	Freq.	Pct.	Freq.	Pct.	Freq.	Pct.	Freq.	Pct.
1 No	11	73	18	46	3	60	32	54.2
2 Yes	4	27	21	54	2	40	27	45.8
Valid responses =	15	25	39	66	5	8	59	31.2

Invalid responses include no response.

65T2) Have you had an appointment and/or discussion with a healthcare or mental health professional for the following condition(s) within the last 12 months?

(only includes students that have been diagnosed with this condition)

ADD/ADHD - Attention Deficit/Hyperactivity Disorder

	Cis Men		Cis Women		Trans/Gender Non-conforming		Total	
	Freq.	Pct.	Freq.	Pct.	Freq.	Pct.	Freq.	Pct.
1 No	3	60	2	18	1	20	6	28.6
2 Yes	2	40	9	82	4	80	15	71.4
Valid responses =	5	24	11	52	5	24	21	11.1

Invalid responses include no response.

65T3) Have you had an appointment and/or discussion with a healthcare or mental health professional for the following condition(s) within the last 12 months?

(only includes students that have been diagnosed with this condition)

Alcohol or Other Drug-Related Abuse or Addiction

	Cis Men		Cis Women		Trans/Gender Non-conforming		Total	
	Freq.	Pct.	Freq.	Pct.	Freq.	Pct.	Freq.	Pct.
1 No	0	0	0	0	0	0	0	0.0
2 Yes	0	0	0	0	0	0	0	0.0
Valid responses =	0	0	0	0	0	0	0	0.0

Invalid responses include no response.

65T4) Have you had an appointment and/or discussion with a healthcare or mental health professional for the following condition(s) within the last 12 months?

(only includes students that have been diagnosed with this condition)

Allergies - food allergy

	Cis Men		Cis Women		Trans/Gender Non-conforming		Total	
	Freq.	Pct.	Freq.	Pct.	Freq.	Pct.	Freq.	Pct.
1 No	6	75	13	77	1	50	20	74.1
2 Yes	2	25	4	24	1	50	7	25.9
Valid responses =	8	30	17	63	2	7	27	14.3

Invalid responses include no response.

65T5) Have you had an appointment and/or discussion with a healthcare or mental health professional for the following condition(s) within the last 12 months?

(only includes students that have been diagnosed with this condition)

Allergies - animals/pets

	Cis Men		Cis Women		Trans/Gender Non-conforming		Total	
	Freq.	Pct.	Freq.	Pct.	Freq.	Pct.	Freq.	Pct.
1 No	5	83	11	92	2	40	19	79.2
2 Yes	1	17	1	8	3	60	5	20.8
Valid responses =	6	25	12	50	5	21	24	12.7

Invalid responses include no response.



65T6) Have you had an appointment and/or discussion with a healthcare or mental health professional for the following condition(s) within the last 12 months?

(only includes students that have been diagnosed with this condition)

Allergies - environmental (for example: pollen, grass, dust, mold)

Table with columns: Cis Men (Freq., Pct.), Cis Women (Freq., Pct.), Trans/Gender Non-conforming (Freq., Pct.), Total (Freq., Pct.). Rows: 1 No, 2 Yes, Valid responses =. Includes a horizontal bar chart for the Total column.

65T7) Have you had an appointment and/or discussion with a healthcare or mental health professional for the following condition(s) within the last 12 months?

(only includes students that have been diagnosed with this condition)

Anxiety (for example: Generalized Anxiety, Social Anxiety, Panic Disorder, Specific Phobia)

Table with columns: Cis Men (Freq., Pct.), Cis Women (Freq., Pct.), Trans/Gender Non-conforming (Freq., Pct.), Total (Freq., Pct.). Rows: 1 No, 2 Yes, Valid responses =. Includes a horizontal bar chart for the Total column.

65T8) Have you had an appointment and/or discussion with a healthcare or mental health professional for the following condition(s) within the last 12 months?

(only includes students that have been diagnosed with this condition)

Asthma

Table with columns: Cis Men (Freq., Pct.), Cis Women (Freq., Pct.), Trans/Gender Non-conforming (Freq., Pct.), Total (Freq., Pct.). Rows: 1 No, 2 Yes, Valid responses =. Includes a horizontal bar chart for the Total column.

65T9) Have you had an appointment and/or discussion with a healthcare or mental health professional for the following condition(s) within the last 12 months?

(only includes students that have been diagnosed with this condition)

Autism Spectrum

Table with columns: Cis Men (Freq., Pct.), Cis Women (Freq., Pct.), Trans/Gender Non-conforming (Freq., Pct.), Total (Freq., Pct.). Rows: 1 No, 2 Yes, Valid responses =. Includes a horizontal bar chart for the Total column.

65T10) Have you had an appointment and/or discussion with a healthcare or mental health professional for the following condition(s) within the last 12 months?

(only includes students that have been diagnosed with this condition)

Bipolar and Related Conditions (for example: Bipolar I, II, Hypomanic Episode)

Table with columns: Cis Men (Freq., Pct.), Cis Women (Freq., Pct.), Trans/Gender Non-conforming (Freq., Pct.), Total (Freq., Pct.). Rows: 1 No, 2 Yes, Valid responses =. Includes a horizontal bar chart for the Total column.

65T11) Have you had an appointment and/or discussion with a healthcare or mental health professional for the following condition(s) within the last 12 months?

(only includes students that have been diagnosed with this condition)

Borderline Personality Disorder (BPD), Avoidant Personality, Dependent Personality, or another personality disorder

Table with columns: Cis Men (Freq., Pct.), Cis Women (Freq., Pct.), Trans/Gender Non-conforming (Freq., Pct.), Total (Freq., Pct.). Rows: 1 No, 2 Yes, Valid responses =. Includes a horizontal bar chart for the Total column.

65T12) Have you had an appointment and/or discussion with a healthcare or mental health professional for the following condition(s) within the last 12 months?

(only includes students that have been diagnosed with this condition)

Cancer

Table with columns: Cis Men (Freq., Pct.), Cis Women (Freq., Pct.), Trans/Gender Non-conforming (Freq., Pct.), Total (Freq., Pct.). Rows: 1 No, 2 Yes, Valid responses =.



65T13) Have you had an appointment and/or discussion with a healthcare or mental health professional for the following condition(s) within the last 12 months?
(only includes students that have been diagnosed with this condition)



Celiac disease

	Cis Men		Cis Women		Trans/Gender Non-conforming		Total	
	Freq.	Pct.	Freq.	Pct.	Freq.	Pct.	Freq.	Pct.
1 No	0	0	0	0	0	0	0	0.0
2 Yes	0	0	0	0	0	0	0	0.0
Valid responses =	0	0	0	0	0	0	0	0.0

Invalid responses include no response.

65T14) Have you had an appointment and/or discussion with a healthcare or mental health professional for the following condition(s) within the last 12 months?
(only includes students that have been diagnosed with this condition)



Chronic pain (for example: back or joint pain, arthritis, nerve pain)

	Cis Men		Cis Women		Trans/Gender Non-conforming		Total	
	Freq.	Pct.	Freq.	Pct.	Freq.	Pct.	Freq.	Pct.
1 No	0	0	2	33	2	67	4	44.4 
2 Yes	0	0	4	67	1	33	5	55.6 
Valid responses =	0	0	6	67	3	33	9	4.8

Invalid responses include no response.

65T15) Have you had an appointment and/or discussion with a healthcare or mental health professional for the following condition(s) within the last 12 months?
(only includes students that have been diagnosed with this condition)



Depression (for example: Major depression, persistent depressive disorder, disruptive mood disorder)

	Cis Men		Cis Women		Trans/Gender Non-conforming		Total	
	Freq.	Pct.	Freq.	Pct.	Freq.	Pct.	Freq.	Pct.
1 No	2	40	7	20	2	18	11	21.6 
2 Yes	3	60	28	80	9	82	40	78.4 
Valid responses =	5	10	35	69	11	22	51	27.0

Invalid responses include no response.

65T16) Have you had an appointment and/or discussion with a healthcare or mental health professional for the following condition(s) within the last 12 months?
(only includes students that have been diagnosed with this condition)



Diabetes or pre-diabetes/insulin resistance

	Cis Men		Cis Women		Trans/Gender Non-conforming		Total	
	Freq.	Pct.	Freq.	Pct.	Freq.	Pct.	Freq.	Pct.
1 No	0	0	0	0	1	50	1	25.0 
2 Yes	2	100	0	0	1	50	3	75.0 
Valid responses =	2	50	0	0	2	50	4	2.1

Invalid responses include no response.

65T17) Have you had an appointment and/or discussion with a healthcare or mental health professional for the following condition(s) within the last 12 months?
(only includes students that have been diagnosed with this condition)



Eating Disorders (for example: Anorexia Nervosa, Bulimia Nervosa, Binge-Eating)

	Cis Men		Cis Women		Trans/Gender Non-conforming		Total	
	Freq.	Pct.	Freq.	Pct.	Freq.	Pct.	Freq.	Pct.
1 No	0	0	5	39	0	0	5	27.8 
2 Yes	1	100	8	62	4	100	13	72.2 
Valid responses =	1	6	13	72	4	22	18	9.5

Invalid responses include no response.

65T18) Have you had an appointment and/or discussion with a healthcare or mental health professional for the following condition(s) within the last 12 months?
(only includes students that have been diagnosed with this condition)

Endometriosis

	Cis Men		Cis Women		Trans/Gender Non-conforming		Total	
	Freq.	Pct.	Freq.	Pct.	Freq.	Pct.	Freq.	Pct.
1 No	0	0	1	33	0	0	1	33.3 
2 Yes	0	0	2	67	0	0	2	66.7 
Valid responses =	0	0	3	100	0	0	3	1.6

Invalid responses include no response.

65T19) Have you had an appointment and/or discussion with a healthcare or mental health professional for the following condition(s) within the last 12 months?
(only includes students that have been diagnosed with this condition)

Gambling Disorder

	Cis Men		Cis Women		Trans/Gender Non-conforming		Total	
	Freq.	Pct.	Freq.	Pct.	Freq.	Pct.	Freq.	Pct.
1 No	0	0	0	0	0	0	0	0.0
2 Yes	0	0	0	0	0	0	0	0.0
Valid responses =	0	0	0	0	0	0	0	0.0

Invalid responses include no response.



65T20) Have you had an appointment and/or discussion with a healthcare or mental health professional for the following condition(s) within the last 12 months?

(only includes students that have been diagnosed with this condition)

Genital herpes

	Cis Men		Cis Women		Trans/Gender Non-conforming		Total	
	Freq.	Pct.	Freq.	Pct.	Freq.	Pct.	Freq.	Pct.
1 No	0	0	1	100	0	0	1	100.0
2 Yes	0	0	0	0	0	0	0	0.0
Valid responses =	0	0	1	100	0	0	1	0.5

Invalid responses include no response.

65T21) Have you had an appointment and/or discussion with a healthcare or mental health professional for the following condition(s) within the last 12 months?

(only includes students that have been diagnosed with this condition)

Gastroesophageal Reflux Disease (GERD) or acid reflux

	Cis Men		Cis Women		Trans/Gender Non-conforming		Total	
	Freq.	Pct.	Freq.	Pct.	Freq.	Pct.	Freq.	Pct.
1 No	0	0	0	0	0	0	0	0.0
2 Yes	0	0	4	100	1	100	5	100.0
Valid responses =	0	0	4	80	1	20	5	2.6

Invalid responses include no response.

65T22) Have you had an appointment and/or discussion with a healthcare or mental health professional for the following condition(s) within the last 12 months?

(only includes students that have been diagnosed with this condition)

Heart & vascular disorders (for example: atrial fibrillation or other cardiac arrhythmia, mitral valve prolapse or other valvular heart disease, congenital heart condition)

	Cis Men		Cis Women		Trans/Gender Non-conforming		Total	
	Freq.	Pct.	Freq.	Pct.	Freq.	Pct.	Freq.	Pct.
1 No	0	0	3	60	0	0	3	50.0
2 Yes	1	100	2	40	0	0	3	50.0
Valid responses =	1	17	5	83	0	0	6	3.2

Invalid responses include no response.

65T23) Have you had an appointment and/or discussion with a healthcare or mental health professional for the following condition(s) within the last 12 months?

(only includes students that have been diagnosed with this condition)

Hepatitis B or C

	Cis Men		Cis Women		Trans/Gender Non-conforming		Total	
	Freq.	Pct.	Freq.	Pct.	Freq.	Pct.	Freq.	Pct.
1 No	0	0	0	0	0	0	0	0.0
2 Yes	0	0	0	0	0	0	0	0.0
Valid responses =	0	0	0	0	0	0	0	0.0

Invalid responses include no response.

65T24) Have you had an appointment and/or discussion with a healthcare or mental health professional for the following condition(s) within the last 12 months?

(only includes students that have been diagnosed with this condition)

High blood pressure (hypertension)

	Cis Men		Cis Women		Trans/Gender Non-conforming		Total	
	Freq.	Pct.	Freq.	Pct.	Freq.	Pct.	Freq.	Pct.
1 No	1	33	0	0	0	0	1	25.0
2 Yes	2	67	1	100	0	0	3	75.0
Valid responses =	3	75	1	25	0	0	4	2.1

Invalid responses include no response.

65T25) Have you had an appointment and/or discussion with a healthcare or mental health professional for the following condition(s) within the last 12 months?

(only includes students that have been diagnosed with this condition)

High cholesterol (hyperlipidemia)

	Cis Men		Cis Women		Trans/Gender Non-conforming		Total	
	Freq.	Pct.	Freq.	Pct.	Freq.	Pct.	Freq.	Pct.
1 No	0	0	1	25	0	0	1	20.0
2 Yes	1	100	3	75	0	0	4	80.0
Valid responses =	1	20	4	80	0	0	5	2.6

Invalid responses include no response.

65T26) Have you had an appointment and/or discussion with a healthcare or mental health professional for the following condition(s) within the last 12 months?

(only includes students that have been diagnosed with this condition)

HIV or AIDS

	Cis Men		Cis Women		Trans/Gender Non-conforming		Total	
	Freq.	Pct.	Freq.	Pct.	Freq.	Pct.	Freq.	Pct.
1 No	0	0	0	0	0	0	0	0.0
2 Yes	0	0	0	0	0	0	0	0.0
Valid responses =	0	0	0	0	0	0	0	0.0

Invalid responses include no response.



65T27) Have you had an appointment and/or discussion with a healthcare or mental health professional for the following condition(s) within the last 12 months?

(only includes students that have been diagnosed with this condition)

Human papillomavirus (HPV) or genital warts

	Cis Men		Cis Women		Trans/Gender Non-conforming		Total	
	Freq.	Pct.	Freq.	Pct.	Freq.	Pct.	Freq.	Pct.
1 No	0	0	0	0	0	0	0	0.0
2 Yes	0	0	0	0	0	0	0	0.0
Valid responses =	0	0	0	0	0	0	0	0.0

Invalid responses include no response.

65T28) Have you had an appointment and/or discussion with a healthcare or mental health professional for the following condition(s) within the last 12 months?

(only includes students that have been diagnosed with this condition)

Insomnia

	Cis Men		Cis Women		Trans/Gender Non-conforming		Total	
	Freq.	Pct.	Freq.	Pct.	Freq.	Pct.	Freq.	Pct.
1 No	1	50	2	22	2	67	5	35.7
2 Yes	1	50	7	78	1	33	9	64.3
Valid responses =	2	14	9	64	3	21	14	7.4

Invalid responses include no response.

65T29) Have you had an appointment and/or discussion with a healthcare or mental health professional for the following condition(s) within the last 12 months?

(only includes students that have been diagnosed with this condition)

Irritable bowel syndrome (spastic colon or spastic bowel)

	Cis Men		Cis Women		Trans/Gender Non-conforming		Total	
	Freq.	Pct.	Freq.	Pct.	Freq.	Pct.	Freq.	Pct.
1 No	0	0	2	67	0	0	2	66.7
2 Yes	0	0	1	33	0	0	1	33.3
Valid responses =	0	0	3	100	0	0	3	1.6

Invalid responses include no response.

65T30) Have you had an appointment and/or discussion with a healthcare or mental health professional for the following condition(s) within the last 12 months?

(only includes students that have been diagnosed with this condition)

Migraine headaches

	Cis Men		Cis Women		Trans/Gender Non-conforming		Total	
	Freq.	Pct.	Freq.	Pct.	Freq.	Pct.	Freq.	Pct.
1 No	4	80	12	60	1	50	18	64.3
2 Yes	1	20	8	40	1	50	10	35.7
Valid responses =	5	18	20	71	2	7	28	14.8

Invalid responses include no response.

65T31) Have you had an appointment and/or discussion with a healthcare or mental health professional for the following condition(s) within the last 12 months?

(only includes students that have been diagnosed with this condition)

Obsessive-Compulsive and Related Conditions (for example: OCD, Body Dysmorphia, Hoarding, Trichotillomania and other body-focused repetitive behavior disorders)

	Cis Men		Cis Women		Trans/Gender Non-conforming		Total	
	Freq.	Pct.	Freq.	Pct.	Freq.	Pct.	Freq.	Pct.
1 No	1	100	3	43	0	0	4	44.4
2 Yes	0	0	4	57	1	100	5	55.6
Valid responses =	1	11	7	78	1	11	9	4.8

Invalid responses include no response.

65T32) Have you had an appointment and/or discussion with a healthcare or mental health professional for the following condition(s) within the last 12 months?

(only includes students that have been diagnosed with this condition)

Polycystic Ovarian Syndrome (PCOS)

	Cis Men		Cis Women		Trans/Gender Non-conforming		Total	
	Freq.	Pct.	Freq.	Pct.	Freq.	Pct.	Freq.	Pct.
1 No	0	0	1	20	1	100	2	33.3
2 Yes	0	0	4	80	0	0	4	66.7
Valid responses =	0	0	5	83	1	17	6	3.2

Invalid responses include no response.

65T33) Have you had an appointment and/or discussion with a healthcare or mental health professional for the following condition(s) within the last 12 months?

(only includes students that have been diagnosed with this condition)

PTSD (Posttraumatic Stress Disorder), Adjustment Disorder, or another trauma- or stressor-related condition

	Cis Men		Cis Women		Trans/Gender Non-conforming		Total	
	Freq.	Pct.	Freq.	Pct.	Freq.	Pct.	Freq.	Pct.
1 No	0	0	3	50	0	0	3	37.5
2 Yes	0	0	3	50	2	100	5	62.5
Valid responses =	0	0	6	75	2	25	8	4.2

Invalid responses include no response.



65T34) Have you had an appointment and/or discussion with a healthcare or mental health professional for the following condition(s) within the last 12 months? (only includes students that have been diagnosed with this condition)

Schizophrenia and Other Psychotic Conditions (for example: Schizophrenia, Schizoaffective Disorder, Schizophreniform Disorder, Delusional Disorder)

Table with columns: Cis Men (Freq., Pct.), Cis Women (Freq., Pct.), Trans/Gender Non-conforming (Freq., Pct.), Total (Freq., Pct.). Rows: 1 No, 2 Yes, Valid responses =.

Invalid responses include no response.

65T35) Have you had an appointment and/or discussion with a healthcare or mental health professional for the following condition(s) within the last 12 months? (only includes students that have been diagnosed with this condition)

Sleep Apnea

Table with columns: Cis Men (Freq., Pct.), Cis Women (Freq., Pct.), Trans/Gender Non-conforming (Freq., Pct.), Total (Freq., Pct.). Rows: 1 No, 2 Yes, Valid responses =.

Invalid responses include no response.

65T36) Have you had an appointment and/or discussion with a healthcare or mental health professional for the following condition(s) within the last 12 months? (only includes students that have been diagnosed with this condition)

Thyroid condition or disorder

Table with columns: Cis Men (Freq., Pct.), Cis Women (Freq., Pct.), Trans/Gender Non-conforming (Freq., Pct.), Total (Freq., Pct.). Rows: 1 No, 2 Yes, Valid responses =.

Invalid responses include no response.

65T37) Have you had an appointment and/or discussion with a healthcare or mental health professional for the following condition(s) within the last 12 months? (only includes students that have been diagnosed with this condition)

Tourette's or other neurodevelopmental condition not already listed

Table with columns: Cis Men (Freq., Pct.), Cis Women (Freq., Pct.), Trans/Gender Non-conforming (Freq., Pct.), Total (Freq., Pct.). Rows: 1 No, 2 Yes, Valid responses =.

Invalid responses include no response.

65T38) Have you had an appointment and/or discussion with a healthcare or mental health professional for the following condition(s) within the last 12 months? (only includes students that have been diagnosed with this condition)

Traumatic brain injury (TBI)

Table with columns: Cis Men (Freq., Pct.), Cis Women (Freq., Pct.), Trans/Gender Non-conforming (Freq., Pct.), Total (Freq., Pct.). Rows: 1 No, 2 Yes, Valid responses =.

Invalid responses include no response.

65T39) Have you had an appointment and/or discussion with a healthcare or mental health professional for the following condition(s) within the last 12 months? (only includes students that have been diagnosed with this condition)

Urinary system disorder (for example: bladder or kidney disease, urinary reflux, interstitial cystitis)

Table with columns: Cis Men (Freq., Pct.), Cis Women (Freq., Pct.), Trans/Gender Non-conforming (Freq., Pct.), Total (Freq., Pct.). Rows: 1 No, 2 Yes, Valid responses =.

Invalid responses include no response.

65T40) Have you had an appointment and/or discussion with a healthcare or mental health professional for the following condition(s) within the last 12 months? (only includes students that have been diagnosed with this condition)

Other ongoing or chronic condition not listed above

Table with columns: Cis Men (Freq., Pct.), Cis Women (Freq., Pct.), Trans/Gender Non-conforming (Freq., Pct.), Total (Freq., Pct.). Rows: 1 No, 2 Yes, Valid responses =.

Invalid responses include no response.



65U2) In the last 12 months, what treatment(s), if any, have you used for the following conditions?

(only includes students that have had an appointment/discussion with a healthcare/mental health professional for the condition within the last 12 months)

ADD/ADHD - Attention Deficit/Hyperactivity Disorder

	Cis Men		Cis Women		Trans/Gender Non-conforming		Total	
	Freq.	Pct.	Freq.	Pct.	Freq.	Pct.	Freq.	Pct.
1 No treatment	0	0	0	0	1	25	1	6.7
2 Medicine only	2	100	3	33	0	0	5	33.3
3 Therapy only	0	0	0	0	1	25	1	6.7
4 Both medicine and therapy	0	0	6	67	2	50	8	53.3
5 Other Treatment	0	0	0	0	0	0	0	0.0
Valid responses =	2	13	9	60	4	27	15	7.9

Invalid responses include no response.

65U3) In the last 12 months, what treatment(s), if any, have you used for the following conditions?

(only includes students that have had an appointment/discussion with a healthcare/mental health professional for the condition within the last 12 months)

Alcohol or Other Drug-Related Abuse or Addiction

	Cis Men		Cis Women		Trans/Gender Non-conforming		Total	
	Freq.	Pct.	Freq.	Pct.	Freq.	Pct.	Freq.	Pct.
1 No treatment	0	0	0	0	0	0	0	0.0
2 Medicine only	0	0	0	0	0	0	0	0.0
3 Therapy only	0	0	0	0	0	0	0	0.0
4 Both medicine and therapy	0	0	0	0	0	0	0	0.0
5 Other Treatment	0	0	0	0	0	0	0	0.0
Valid responses =	0	0	0	0	0	0	0	0.0

Invalid responses include no response.

65U7) In the last 12 months, what treatment(s), if any, have you used for the following conditions?

(only includes students that have had an appointment/discussion with a healthcare/mental health professional for the condition within the last 12 months)

Anxiety (for example: Generalized Anxiety, Social Anxiety, Panic Disorder, Specific Phobia)

	Cis Men		Cis Women		Trans/Gender Non-conforming		Total	
	Freq.	Pct.	Freq.	Pct.	Freq.	Pct.	Freq.	Pct.
1 No treatment	0	0	2	6	1	13	3	6.8
2 Medicine only	0	0	5	15	1	13	6	13.6
3 Therapy only	1	50	7	21	1	13	9	20.5
4 Both medicine and therapy	1	50	20	59	5	63	26	59.1
5 Other Treatment	0	0	0	0	0	0	0	0.0
Valid responses =	2	5	34	77	8	18	44	23.3

Invalid responses include no response.

65U9) In the last 12 months, what treatment(s), if any, have you used for the following conditions?

(only includes students that have had an appointment/discussion with a healthcare/mental health professional for the condition within the last 12 months)

Autism spectrum

	Cis Men		Cis Women		Trans/Gender Non-conforming		Total	
	Freq.	Pct.	Freq.	Pct.	Freq.	Pct.	Freq.	Pct.
1 No treatment	0	0	0	0	2	100	2	66.7
2 Medicine only	0	0	0	0	0	0	0	0.0
3 Therapy only	0	0	1	100	0	0	1	33.3
4 Both medicine and therapy	0	0	0	0	0	0	0	0.0
5 Other Treatment	0	0	0	0	0	0	0	0.0
Valid responses =	0	0	1	33	2	67	3	1.6

Invalid responses include no response.

65U10) In the last 12 months, what treatment(s), if any, have you used for the following conditions?

(only includes students that have had an appointment/discussion with a healthcare/mental health professional for the condition within the last 12 months)

Bipolar and Related Conditions (for example: Bipolar I, II, Hypomanic Episode)

	Cis Men		Cis Women		Trans/Gender Non-conforming		Total	
	Freq.	Pct.	Freq.	Pct.	Freq.	Pct.	Freq.	Pct.
1 No treatment	0	0	0	0	0	0	0	0.0
2 Medicine only	0	0	0	0	0	0	0	0.0
3 Therapy only	0	0	0	0	0	0	0	0.0
4 Both medicine and therapy	0	0	3	100	1	100	4	100.0
5 Other Treatment	0	0	0	0	0	0	0	0.0
Valid responses =	0	0	3	75	1	25	4	2.1

Invalid responses include no response.



65U11) In the last 12 months, what treatment(s), if any, have you used for the following conditions?

(only includes students that have had an appointment/discussion with a healthcare/mental health professional for the condition within the last 12 months)

Borderline Personality Disorder (BPD), Avoidant Personality, Dependent Personality, or another personality disorder

	Cis Men		Cis Women		Trans/Gender Non-conforming		Total	
	Freq.	Pct.	Freq.	Pct.	Freq.	Pct.	Freq.	Pct.
1 No treatment	0	0	0	0	0	0	0	0.0
2 Medicine only	0	0	0	0	0	0	0	0.0
3 Therapy only	0	0	1	100	0	0	1	33.3
4 Both medicine and therapy	0	0	0	0	2	100	2	66.7
5 Other Treatment	0	0	0	0	0	0	0	0.0
Valid responses =	0	0	1	33	2	67	3	1.6

Invalid responses include no response.

65U15) In the last 12 months, what treatment(s), if any, have you used for the following conditions?

(only includes students that have had an appointment/discussion with a healthcare/mental health professional for the condition within the last 12 months)

Depression (for example: Major depression, persistent depressive disorder, disruptive mood disorder)

	Cis Men		Cis Women		Trans/Gender Non-conforming		Total	
	Freq.	Pct.	Freq.	Pct.	Freq.	Pct.	Freq.	Pct.
1 No treatment	0	0	1	4	1	11	2	5.0
2 Medicine only	1	33	3	11	1	11	5	12.5
3 Therapy only	1	33	5	18	2	22	8	20.0
4 Both medicine and therapy	1	33	19	68	5	56	25	62.5
5 Other Treatment	0	0	0	0	0	0	0	0.0
Valid responses =	3	8	28	70	9	23	40	21.2

Invalid responses include no response.

65U17) In the last 12 months, what treatment(s), if any, have you used for the following conditions?

(only includes students that have had an appointment/discussion with a healthcare/mental health professional for the condition within the last 12 months)

Eating Disorders (for example: Anorexia Nervosa, Bulimia Nervosa, Binge-Eating)

	Cis Men		Cis Women		Trans/Gender Non-conforming		Total	
	Freq.	Pct.	Freq.	Pct.	Freq.	Pct.	Freq.	Pct.
1 No treatment	0	0	1	13	0	0	1	7.7
2 Medicine only	0	0	0	0	0	0	0	0.0
3 Therapy only	1	100	7	88	3	75	11	84.6
4 Both medicine and therapy	0	0	0	0	1	25	1	7.7
5 Other Treatment	0	0	0	0	0	0	0	0.0
Valid responses =	1	8	8	62	4	31	13	6.9

Invalid responses include no response.

65U19) In the last 12 months, what treatment(s), if any, have you used for the following conditions?

(only includes students that have had an appointment/discussion with a healthcare/mental health professional for the condition within the last 12 months)

Gambling Disorder

	Cis Men		Cis Women		Trans/Gender Non-conforming		Total	
	Freq.	Pct.	Freq.	Pct.	Freq.	Pct.	Freq.	Pct.
1 No treatment	0	0	0	0	0	0	0	0.0
2 Medicine only	0	0	0	0	0	0	0	0.0
3 Therapy only	0	0	0	0	0	0	0	0.0
4 Both medicine and therapy	0	0	0	0	0	0	0	0.0
5 Other Treatment	0	0	0	0	0	0	0	0.0
Valid responses =	0	0	0	0	0	0	0	0.0

Invalid responses include no response.

65U28) In the last 12 months, what treatment(s), if any, have you used for the following conditions?

(only includes students that have had an appointment/discussion with a healthcare/mental health professional for the condition within the last 12 months)

Insomnia

	Cis Men		Cis Women		Trans/Gender Non-conforming		Total	
	Freq.	Pct.	Freq.	Pct.	Freq.	Pct.	Freq.	Pct.
1 No treatment	0	0	4	57	0	0	4	44.4
2 Medicine only	0	0	2	29	0	0	2	22.2
3 Therapy only	1	100	0	0	1	100	2	22.2
4 Both medicine and therapy	0	0	1	14	0	0	1	11.1
5 Other Treatment	0	0	0	0	0	0	0	0.0
Valid responses =	1	11	7	78	1	11	9	4.8

Invalid responses include no response.



AMERICAN COLLEGE HEALTH ASSOCIATION

American College Health Association-National College Health Assessment (ACHA-NCHA III)

Institutional Data Report - Spring 2022

American College Health Association

8455 Colesville Road, Suite 740

Silver Spring, MD 20910

(410) 859-1500

www.acha.org

UNIVERSITY OF ROCHESTER UNDERGRADUATE

April 27, 2022

FREQUENCY REPORT

Number of Surveys (n) = 189 Web Surveys

65U31) In the last 12 months, what treatment(s), if any, have you used for the following conditions?

(only includes students that have had an appointment/discussion with a healthcare/mental health professional for the condition within the last 12 months)

Obsessive-Compulsive and Related Conditions (for example: OCD, Body Dysmorphia, Hoarding, Trichotillomania and other body-focused repetitive behavior disorders)

	Cis Men		Cis Women		Trans/Gender Non-conforming		Total	
	Freq.	Pct.	Freq.	Pct.	Freq.	Pct.	Freq.	Pct.
	1 No treatment	0	0	0	0	0	0	0
2 Medicine only	0	0	1	25	0	0	1	20.0
3 Therapy only	0	0	1	25	1	100	2	40.0
4 Both medicine and therapy	0	0	2	50	0	0	2	40.0
5 Other Treatment	0	0	0	0	0	0	0	0.0
Valid responses =	0	0	4	80	1	20	5	2.6

Invalid responses include no response.

65U33) In the last 12 months, what treatment(s), if any, have you used for the following conditions?

(only includes students that have had an appointment/discussion with a healthcare/mental health professional for the condition within the last 12 months)

PTSD (Posttraumatic Stress Disorder), Acute Stress Disorder, Adjustment Disorder, or another trauma- or stressor- related condition

	Cis Men		Cis Women		Trans/Gender Non-conforming		Total	
	Freq.	Pct.	Freq.	Pct.	Freq.	Pct.	Freq.	Pct.
	1 No treatment	0	0	0	0	0	0	0
2 Medicine only	0	0	0	0	0	0	0	0.0
3 Therapy only	0	0	0	0	2	100	2	40.0
4 Both medicine and therapy	0	0	3	100	0	0	3	60.0
5 Other Treatment	0	0	0	0	0	0	0	0.0
Valid responses =	0	0	3	60	2	40	5	2.6

Invalid responses include no response.

65U34) In the last 12 months, what treatment(s), if any, have you used for the following conditions?

(only includes students that have had an appointment/discussion with a healthcare/mental health professional for the condition within the last 12 months)

Schizophrenia and Other Psychotic Conditions (for example: Schizophrenia, Schizoaffective Disorder, Schizophreniform Disorder, Delusional Disorder)

	Cis Men		Cis Women		Trans/Gender Non-conforming		Total	
	Freq.	Pct.	Freq.	Pct.	Freq.	Pct.	Freq.	Pct.
	1 No treatment	0	0	0	0	0	0	0
2 Medicine only	0	0	0	0	0	0	0	0.0
3 Therapy only	0	0	0	0	0	0	0	0.0
4 Both medicine and therapy	0	0	0	0	0	0	0	0.0
5 Other Treatment	0	0	0	0	0	0	0	0.0
Valid responses =	0	0	0	0	0	0	0	0.0

Invalid responses include no response.

65U37) In the last 12 months, what treatment(s), if any, have you used for the following conditions?

(only includes students that have had an appointment/discussion with a healthcare/mental health professional for the condition within the last 12 months)

Tourette's or other neurodevelopmental condition not already listed

	Cis Men		Cis Women		Trans/Gender Non-conforming		Total	
	Freq.	Pct.	Freq.	Pct.	Freq.	Pct.	Freq.	Pct.
	1 No treatment	0	0	1	50	1	100	2
2 Medicine only	0	0	0	0	0	0	0	0.0
3 Therapy only	0	0	1	50	0	0	1	33.3
4 Both medicine and therapy	0	0	0	0	0	0	0	0.0
5 Other Treatment	0	0	0	0	0	0	0	0.0
Valid responses =	0	0	2	67	1	33	3	1.6

Invalid responses include no response.

65U38) In the last 12 months, what treatment(s), if any, have you used for the following conditions?

(only includes students that have had an appointment/discussion with a healthcare/mental health professional for the condition within the last 12 months)

Traumatic brain injury (TBI)

	Cis Men		Cis Women		Trans/Gender Non-conforming		Total	
	Freq.	Pct.	Freq.	Pct.	Freq.	Pct.	Freq.	Pct.
	1 No treatment	0	0	0	0	0	0	0
2 Medicine only	0	0	1	50	0	0	1	50.0
3 Therapy only	0	0	1	50	0	0	1	50.0
4 Both medicine and therapy	0	0	0	0	0	0	0	0.0
5 Other Treatment	0	0	0	0	0	0	0	0.0
Valid responses =	0	0	2	100	0	0	2	1.1

Invalid responses include no response.

65W1) Have you received treatment for the following condition(s) by a healthcare or mental health professional within the last 12 months?

(only includes students that have had an appointment/discussion with a healthcare/mental health professional for the condition within the last 12 months)

Acne

	Cis Men		Cis Women		Trans/Gender Non-conforming		Total	
	Freq.	Pct.	Freq.	Pct.	Freq.	Pct.	Freq.	Pct.
	1 No	0	0	0	0	0	0	0
2 Yes	3	100	21	100	2	100	26	100.0
Valid responses =	3	12	21	81	2	8	26	13.8

Invalid responses include no response.



65W4) Have you received treatment for the following condition(s) by a healthcare or mental health professional within the last 12 months?

(only includes students that have had an appointment/discussion with a healthcare/mental health professional for the condition within the last 12 months)

Allergies - food allergy

	Cis Men		Cis Women		Trans/Gender Non-conforming		Total	
	Freq.	Pct.	Freq.	Pct.	Freq.	Pct.	Freq.	Pct.
1 No	2	100	2	50	0	0	4	57.1
2 Yes	0	0	2	50	1	100	3	42.9
Valid responses =	2	29	4	57	1	14	7	3.7

Invalid responses include no response.

65W5) Have you received treatment for the following condition(s) by a healthcare or mental health professional within the last 12 months?

(only includes students that have had an appointment/discussion with a healthcare/mental health professional for the condition within the last 12 months)

Allergies - animals/pets

	Cis Men		Cis Women		Trans/Gender Non-conforming		Total	
	Freq.	Pct.	Freq.	Pct.	Freq.	Pct.	Freq.	Pct.
1 No	1	100	0	0	1	33	2	40.0
2 Yes	0	0	1	100	2	67	3	60.0
Valid responses =	1	20	1	20	3	60	5	2.6

Invalid responses include no response.

65W6) Have you received treatment for the following condition(s) by a healthcare or mental health professional within the last 12 months?

(only includes students that have had an appointment/discussion with a healthcare/mental health professional for the condition within the last 12 months)

Allergies - environmental (for example: pollen, grass, dust, mold)

	Cis Men		Cis Women		Trans/Gender Non-conforming		Total	
	Freq.	Pct.	Freq.	Pct.	Freq.	Pct.	Freq.	Pct.
1 No	2	40	2	33	1	33	5	35.7
2 Yes	3	60	4	67	2	67	9	64.3
Valid responses =	5	36	6	43	3	21	14	7.4

Invalid responses include no response.

65W8) Have you received treatment for the following condition(s) by a healthcare or mental health professional within the last 12 months?

(only includes students that have had an appointment/discussion with a healthcare/mental health professional for the condition within the last 12 months)

Asthma

	Cis Men		Cis Women		Trans/Gender Non-conforming		Total	
	Freq.	Pct.	Freq.	Pct.	Freq.	Pct.	Freq.	Pct.
1 No	1	50	0	0	0	0	1	12.5
2 Yes	1	50	4	100	2	100	7	87.5
Valid responses =	2	25	4	50	2	25	8	4.2

Invalid responses include no response.

65W12) Have you received treatment for the following condition(s) by a healthcare or mental health professional within the last 12 months?

(only includes students that have had an appointment/discussion with a healthcare/mental health professional for the condition within the last 12 months)

Cancer

	Cis Men		Cis Women		Trans/Gender Non-conforming		Total	
	Freq.	Pct.	Freq.	Pct.	Freq.	Pct.	Freq.	Pct.
1 No	0	0	0	0	0	0	0	0.0
2 Yes	0	0	0	0	0	0	0	0.0
Valid responses =	0	0	0	0	0	0	0	0.0

Invalid responses include no response.

65W13) Have you received treatment for the following condition(s) by a healthcare or mental health professional within the last 12 months?

(only includes students that have had an appointment/discussion with a healthcare/mental health professional for the condition within the last 12 months)

Celiac disease

	Cis Men		Cis Women		Trans/Gender Non-conforming		Total	
	Freq.	Pct.	Freq.	Pct.	Freq.	Pct.	Freq.	Pct.
1 No	0	0	0	0	0	0	0	0.0
2 Yes	0	0	0	0	0	0	0	0.0
Valid responses =	0	0	0	0	0	0	0	0.0

Invalid responses include no response.

65W14) Have you received treatment for the following condition(s) by a healthcare or mental health professional within the last 12 months?

(only includes students that have had an appointment/discussion with a healthcare/mental health professional for the condition within the last 12 months)

Chronic pain (for example: back or joint pain, arthritis, nerve pain)

	Cis Men		Cis Women		Trans/Gender Non-conforming		Total	
	Freq.	Pct.	Freq.	Pct.	Freq.	Pct.	Freq.	Pct.
1 No	0	0	1	25	0	0	1	20.0
2 Yes	0	0	3	75	1	100	4	80.0
Valid responses =	0	0	4	80	1	20	5	2.6

Invalid responses include no response.



65W16) Have you received treatment for the following condition(s) by a healthcare or mental health professional within the last 12 months?

(only includes students that have had an appointment/discussion with a healthcare/mental health professional for the condition within the last 12 months)

Diabetes or pre-diabetes/insulin resistance

	Cis Men		Cis Women		Trans/Gender Non-conforming		Total	
	Freq.	Pct.	Freq.	Pct.	Freq.	Pct.	Freq.	Pct.
1 No	0	0	0	0	0	0	0	0.0
2 Yes	2	100	0	0	1	100	3	100.0
Valid responses =	2	67	0	0	1	33	3	1.6

Invalid responses include no response.

65W18) Have you received treatment for the following condition(s) by a healthcare or mental health professional within the last 12 months?

(only includes students that have had an appointment/discussion with a healthcare/mental health professional for the condition within the last 12 months)

Endometriosis

	Cis Men		Cis Women		Trans/Gender Non-conforming		Total	
	Freq.	Pct.	Freq.	Pct.	Freq.	Pct.	Freq.	Pct.
1 No	0	0	0	0	0	0	0	0.0
2 Yes	0	0	2	100	0	0	2	100.0
Valid responses =	0	0	2	100	0	0	2	1.1

Invalid responses include no response.

65W20) Have you received treatment for the following condition(s) by a healthcare or mental health professional within the last 12 months?

(only includes students that have had an appointment/discussion with a healthcare/mental health professional for the condition within the last 12 months)

Genital herpes

	Cis Men		Cis Women		Trans/Gender Non-conforming		Total	
	Freq.	Pct.	Freq.	Pct.	Freq.	Pct.	Freq.	Pct.
1 No	0	0	0	0	0	0	0	0.0
2 Yes	0	0	0	0	0	0	0	0.0
Valid responses =	0	0	0	0	0	0	0	0.0

Invalid responses include no response.

65W21) Have you received treatment for the following condition(s) by a healthcare or mental health professional within the last 12 months?

(only includes students that have had an appointment/discussion with a healthcare/mental health professional for the condition within the last 12 months)

Gastroesophageal Reflux Disease (GERD) or acid reflux

	Cis Men		Cis Women		Trans/Gender Non-conforming		Total	
	Freq.	Pct.	Freq.	Pct.	Freq.	Pct.	Freq.	Pct.
1 No	0	0	0	0	0	0	0	0.0
2 Yes	0	0	4	100	1	100	5	100.0
Valid responses =	0	0	4	80	1	20	5	2.6

Invalid responses include no response.

65W22) Have you received treatment for the following condition(s) by a healthcare or mental health professional within the last 12 months?

(only includes students that have had an appointment/discussion with a healthcare/mental health professional for the condition within the last 12 months)

Heart & vascular disorders (for example: atrial fibrillation or other cardiac arrhythmia, mitral valve prolapse or other valvular heart disease, congenital heart condition)

	Cis Men		Cis Women		Trans/Gender Non-conforming		Total	
	Freq.	Pct.	Freq.	Pct.	Freq.	Pct.	Freq.	Pct.
1 No	1	100	1	50	0	0	2	66.7
2 Yes	0	0	1	50	0	0	1	33.3
Valid responses =	1	33	2	67	0	0	3	1.6

Invalid responses include no response.

65W23) Have you received treatment for the following condition(s) by a healthcare or mental health professional within the last 12 months?

(only includes students that have had an appointment/discussion with a healthcare/mental health professional for the condition within the last 12 months)

Hepatitis B or C

	Cis Men		Cis Women		Trans/Gender Non-conforming		Total	
	Freq.	Pct.	Freq.	Pct.	Freq.	Pct.	Freq.	Pct.
1 No	0	0	0	0	0	0	0	0.0
2 Yes	0	0	0	0	0	0	0	0.0
Valid responses =	0	0	0	0	0	0	0	0.0

Invalid responses include no response.

65W24) Have you received treatment for the following condition(s) by a healthcare or mental health professional within the last 12 months?

(only includes students that have had an appointment/discussion with a healthcare/mental health professional for the condition within the last 12 months)

High blood pressure (hypertension)

	Cis Men		Cis Women		Trans/Gender Non-conforming		Total	
	Freq.	Pct.	Freq.	Pct.	Freq.	Pct.	Freq.	Pct.
1 No	1	50	1	100	0	0	2	66.7
2 Yes	1	50	0	0	0	0	1	33.3
Valid responses =	2	67	1	33	0	0	3	1.6

Invalid responses include no response.



65W25) Have you received treatment for the following condition(s) by a healthcare or mental health professional within the last 12 months?
 (only includes students that have had an appointment/discussion with a healthcare/mental health professional for the condition within the last 12 months)
 High cholesterol (hyperlipidemia)

	Cis Men		Cis Women		Trans/Gender Non-conforming		Total	
	Freq.	Pct.	Freq.	Pct.	Freq.	Pct.	Freq.	Pct.
1 No	1	100	2	67	0	0	3	75.0
2 Yes	0	0	1	33	0	0	1	25.0
Valid responses =	1	25	3	75	0	0	4	2.1

Invalid responses include no response.

65W26) Have you received treatment for the following condition(s) by a healthcare or mental health professional within the last 12 months?
 (only includes students that have had an appointment/discussion with a healthcare/mental health professional for the condition within the last 12 months)
 HIV or AIDS

	Cis Men		Cis Women		Trans/Gender Non-conforming		Total	
	Freq.	Pct.	Freq.	Pct.	Freq.	Pct.	Freq.	Pct.
1 No	0	0	0	0	0	0	0	0.0
2 Yes	0	0	0	0	0	0	0	0.0
Valid responses =	0	0	0	0	0	0	0	0.0

Invalid responses include no response.

65W27) Have you received treatment for the following condition(s) by a healthcare or mental health professional within the last 12 months?
 (only includes students that have had an appointment/discussion with a healthcare/mental health professional for the condition within the last 12 months)
 Human papillomavirus (HPV) or genital warts

	Cis Men		Cis Women		Trans/Gender Non-conforming		Total	
	Freq.	Pct.	Freq.	Pct.	Freq.	Pct.	Freq.	Pct.
1 No	0	0	0	0	0	0	0	0.0
2 Yes	0	0	0	0	0	0	0	0.0
Valid responses =	0	0	0	0	0	0	0	0.0

Invalid responses include no response.

65W29) Have you received treatment for the following condition(s) by a healthcare or mental health professional within the last 12 months?
 (only includes students that have had an appointment/discussion with a healthcare/mental health professional for the condition within the last 12 months)
 Irritable bowel syndrome (spastic colon or spastic bowel)

	Cis Men		Cis Women		Trans/Gender Non-conforming		Total	
	Freq.	Pct.	Freq.	Pct.	Freq.	Pct.	Freq.	Pct.
1 No	0	0	0	0	0	0	0	0.0
2 Yes	0	0	1	100	0	0	1	100.0
Valid responses =	0	0	1	100	0	0	1	0.5

Invalid responses include no response.

65W30) Have you received treatment for the following condition(s) by a healthcare or mental health professional within the last 12 months?
 (only includes students that have had an appointment/discussion with a healthcare/mental health professional for the condition within the last 12 months)
 Migraine headaches

	Cis Men		Cis Women		Trans/Gender Non-conforming		Total	
	Freq.	Pct.	Freq.	Pct.	Freq.	Pct.	Freq.	Pct.
1 No	0	0	2	25	1	100	3	30.0
2 Yes	1	100	6	75	0	0	7	70.0
Valid responses =	1	10	8	80	1	10	10	5.3

Invalid responses include no response.

65W32) Have you received treatment for the following condition(s) by a healthcare or mental health professional within the last 12 months?
 (only includes students that have had an appointment/discussion with a healthcare/mental health professional for the condition within the last 12 months)
 Polycystic Ovarian Syndrome (PCOS)

	Cis Men		Cis Women		Trans/Gender Non-conforming		Total	
	Freq.	Pct.	Freq.	Pct.	Freq.	Pct.	Freq.	Pct.
1 No	0	0	1	25	0	0	1	25.0
2 Yes	0	0	3	75	0	0	3	75.0
Valid responses =	0	0	4	100	0	0	4	2.1

Invalid responses include no response.

65W35) Have you received treatment for the following condition(s) by a healthcare or mental health professional within the last 12 months?
 (only includes students that have had an appointment/discussion with a healthcare/mental health professional for the condition within the last 12 months)
 Sleep Apnea

	Cis Men		Cis Women		Trans/Gender Non-conforming		Total	
	Freq.	Pct.	Freq.	Pct.	Freq.	Pct.	Freq.	Pct.
1 No	0	0	0	0	0	0	0	0.0
2 Yes	0	0	0	0	1	100	1	100.0
Valid responses =	0	0	0	0	1	100	1	0.5

Invalid responses include no response.



65W36) Have you received treatment for the following condition(s) by a healthcare or mental health professional within the last 12 months?
(only includes students that have had an appointment/discussion with a healthcare/mental health professional for the condition within the last 12 months)
Thyroid condition or disorder

	Cis Men		Cis Women		Trans/Gender Non-conforming		Total	
	Freq.	Pct.	Freq.	Pct.	Freq.	Pct.	Freq.	Pct.
1 No	0	0	1	33	0	0	1	25.0
2 Yes	0	0	2	67	1	100	3	75.0
Valid responses =	0	0	3	75	1	25	4	2.1

Invalid responses include no response.

65W39) Have you received treatment for the following condition(s) by a healthcare or mental health professional within the last 12 months?
(only includes students that have had an appointment/discussion with a healthcare/mental health professional for the condition within the last 12 months)
Urinary system disorder (for example: bladder or kidney disease, urinary reflux, interstitial cystitis)

	Cis Men		Cis Women		Trans/Gender Non-conforming		Total	
	Freq.	Pct.	Freq.	Pct.	Freq.	Pct.	Freq.	Pct.
1 No	0	0	0	0	0	0	0	0.0
2 Yes	0	0	1	100	0	0	1	100.0
Valid responses =	0	0	1	100	0	0	1	0.5

Invalid responses include no response.

65X1) Did a healthcare or mental health professional tell you that you do not need treatment, or that you can stop treatment, for the following conditions?
(only includes students that have had an appointment/discussion, but have not received treatment for the condition within the last 12 months)
Acne

	Cis Men		Cis Women		Trans/Gender Non-conforming		Total	
	Freq.	Pct.	Freq.	Pct.	Freq.	Pct.	Freq.	Pct.
1 No	0	0	0	0	0	0	0	0.0
2 Yes	0	0	0	0	0	0	0	0.0
Valid responses =	0	0	0	0	0	0	0	0.0

Invalid responses include no response.

65X2) Did a healthcare or mental health professional tell you that you do not need treatment, or that you can stop treatment, for the following conditions?
(only includes students that have had an appointment/discussion, but have not received treatment for the condition within the last 12 months)
ADD/ADHD - Attention Deficit/Hyperactivity Disorder

	Cis Men		Cis Women		Trans/Gender Non-conforming		Total	
	Freq.	Pct.	Freq.	Pct.	Freq.	Pct.	Freq.	Pct.
1 No	0	0	0	0	1	100	1	100.0
2 Yes	0	0	0	0	0	0	0	0.0
Valid responses =	0	0	0	0	1	100	1	0.5

Invalid responses include no response.

65X3) Did a healthcare or mental health professional tell you that you do not need treatment, or that you can stop treatment, for the following conditions?
(only includes students that have had an appointment/discussion, but have not received treatment for the condition within the last 12 months)
Alcohol or Other Drug-Related Abuse or Addiction

	Cis Men		Cis Women		Trans/Gender Non-conforming		Total	
	Freq.	Pct.	Freq.	Pct.	Freq.	Pct.	Freq.	Pct.
1 No	0	0	0	0	0	0	0	0.0
2 Yes	0	0	0	0	0	0	0	0.0
Valid responses =	0	0	0	0	0	0	0	0.0

Invalid responses include no response.

65X4) Did a healthcare or mental health professional tell you that you do not need treatment, or that you can stop treatment, for the following conditions?
(only includes students that have had an appointment/discussion, but have not received treatment for the condition within the last 12 months)
Allergies - food allergy

	Cis Men		Cis Women		Trans/Gender Non-conforming		Total	
	Freq.	Pct.	Freq.	Pct.	Freq.	Pct.	Freq.	Pct.
1 No	1	50	1	50	0	0	2	50.0
2 Yes	1	50	1	50	0	0	2	50.0
Valid responses =	2	50	2	50	0	0	4	2.1

Invalid responses include no response.

65X5) Did a healthcare or mental health professional tell you that you do not need treatment, or that you can stop treatment, for the following conditions?
(only includes students that have had an appointment/discussion, but have not received treatment for the condition within the last 12 months)
Allergies - animals/pets

	Cis Men		Cis Women		Trans/Gender Non-conforming		Total	
	Freq.	Pct.	Freq.	Pct.	Freq.	Pct.	Freq.	Pct.
1 No	0	0	0	0	0	0	0	0.0
2 Yes	1	100	0	0	0	0	1	100.0
Valid responses =	1	100	0	0	0	0	1	0.5

Invalid responses include no response.



65X6) Did a healthcare or mental health professional tell you that you do not need treatment, or that you can stop treatment, for the following conditions?

(only includes students that have had an appointment/discussion, but have not received treatment for the condition within the last 12 months)

Allergies - environmental (for example: pollen, grass, dust, mold)

Table with columns: Cis Men (Freq., Pct.), Cis Women (Freq., Pct.), Trans/Gender Non-conforming (Freq., Pct.), Total (Freq., Pct.). Rows: 1 No, 2 Yes, Valid responses =, Invalid responses include no response.

65X7) Did a healthcare or mental health professional tell you that you do not need treatment, or that you can stop treatment, for the following conditions?

(only includes students that have had an appointment/discussion, but have not received treatment for the condition within the last 12 months)

Anxiety (for example: Generalized Anxiety, Social Anxiety, Panic Disorder, Specific Phobia)

Table with columns: Cis Men (Freq., Pct.), Cis Women (Freq., Pct.), Trans/Gender Non-conforming (Freq., Pct.), Total (Freq., Pct.). Rows: 1 No, 2 Yes, Valid responses =, Invalid responses include no response.

65X8) Did a healthcare or mental health professional tell you that you do not need treatment, or that you can stop treatment, for the following conditions?

(only includes students that have had an appointment/discussion, but have not received treatment for the condition within the last 12 months)

Asthma

Table with columns: Cis Men (Freq., Pct.), Cis Women (Freq., Pct.), Trans/Gender Non-conforming (Freq., Pct.), Total (Freq., Pct.). Rows: 1 No, 2 Yes, Valid responses =, Invalid responses include no response.

65X9) Did a healthcare or mental health professional tell you that you do not need treatment, or that you can stop treatment, for the following conditions?

(only includes students that have had an appointment/discussion, but have not received treatment for the condition within the last 12 months)

Autism spectrum

Table with columns: Cis Men (Freq., Pct.), Cis Women (Freq., Pct.), Trans/Gender Non-conforming (Freq., Pct.), Total (Freq., Pct.). Rows: 1 No, 2 Yes, Valid responses =, Invalid responses include no response.

65X10) Did a healthcare or mental health professional tell you that you do not need treatment, or that you can stop treatment, for the following conditions?

(only includes students that have had an appointment/discussion, but have not received treatment for the condition within the last 12 months)

Bipolar and Related Conditions (for example: Bipolar I, II, Hypomanic Episode)

Table with columns: Cis Men (Freq., Pct.), Cis Women (Freq., Pct.), Trans/Gender Non-conforming (Freq., Pct.), Total (Freq., Pct.). Rows: 1 No, 2 Yes, Valid responses =, Invalid responses include no response.

65X11) Did a healthcare or mental health professional tell you that you do not need treatment, or that you can stop treatment, for the following conditions?

(only includes students that have had an appointment/discussion, but have not received treatment for the condition within the last 12 months)

Borderline Personality Disorder (BPD), Avoidant Personality, Dependent Personality, or another personality disorder

Table with columns: Cis Men (Freq., Pct.), Cis Women (Freq., Pct.), Trans/Gender Non-conforming (Freq., Pct.), Total (Freq., Pct.). Rows: 1 No, 2 Yes, Valid responses =, Invalid responses include no response.

65X12) Did a healthcare or mental health professional tell you that you do not need treatment, or that you can stop treatment, for the following conditions?

(only includes students that have had an appointment/discussion, but have not received treatment for the condition within the last 12 months)

Cancer

Table with columns: Cis Men (Freq., Pct.), Cis Women (Freq., Pct.), Trans/Gender Non-conforming (Freq., Pct.), Total (Freq., Pct.). Rows: 1 No, 2 Yes, Valid responses =, Invalid responses include no response.



65X13) Did a healthcare or mental health professional tell you that you do not need treatment, or that you can stop treatment, for the following conditions? (only includes students that have had an appointment/discussion, but have not received treatment for the condition within the last 12 months)

Celiac disease

Table with columns: Cis Men (Freq., Pct.), Cis Women (Freq., Pct.), Trans/Gender Non-conforming (Freq., Pct.), Total (Freq., Pct.). Rows: 1 No, 2 Yes, Valid responses =, Invalid responses include no response.

65X14) Did a healthcare or mental health professional tell you that you do not need treatment, or that you can stop treatment, for the following conditions? (only includes students that have had an appointment/discussion, but have not received treatment for the condition within the last 12 months)

Chronic pain (for example: back or joint pain, arthritis, nerve pain)

Table with columns: Cis Men (Freq., Pct.), Cis Women (Freq., Pct.), Trans/Gender Non-conforming (Freq., Pct.), Total (Freq., Pct.). Rows: 1 No, 2 Yes, Valid responses =, Invalid responses include no response.

65X15) Did a healthcare or mental health professional tell you that you do not need treatment, or that you can stop treatment, for the following conditions? (only includes students that have had an appointment/discussion, but have not received treatment for the condition within the last 12 months)

Depression (for example: Major depression, persistent depressive disorder, disruptive mood disorder)

Table with columns: Cis Men (Freq., Pct.), Cis Women (Freq., Pct.), Trans/Gender Non-conforming (Freq., Pct.), Total (Freq., Pct.). Rows: 1 No, 2 Yes, Valid responses =, Invalid responses include no response.

65X16) Did a healthcare or mental health professional tell you that you do not need treatment, or that you can stop treatment, for the following conditions? (only includes students that have had an appointment/discussion, but have not received treatment for the condition within the last 12 months)

Diabetes or pre-diabetes/insulin resistance

Table with columns: Cis Men (Freq., Pct.), Cis Women (Freq., Pct.), Trans/Gender Non-conforming (Freq., Pct.), Total (Freq., Pct.). Rows: 1 No, 2 Yes, Valid responses =, Invalid responses include no response.

65X17) Did a healthcare or mental health professional tell you that you do not need treatment, or that you can stop treatment, for the following conditions? (only includes students that have had an appointment/discussion, but have not received treatment for the condition within the last 12 months)

Eating Disorders (for example: Anorexia Nervosa, Bulimia Nervosa, Binge-Eating)

Table with columns: Cis Men (Freq., Pct.), Cis Women (Freq., Pct.), Trans/Gender Non-conforming (Freq., Pct.), Total (Freq., Pct.). Rows: 1 No, 2 Yes, Valid responses =, Invalid responses include no response.

65X18) Did a healthcare or mental health professional tell you that you do not need treatment, or that you can stop treatment, for the following conditions? (only includes students that have had an appointment/discussion, but have not received treatment for the condition within the last 12 months)

Endometriosis

Table with columns: Cis Men (Freq., Pct.), Cis Women (Freq., Pct.), Trans/Gender Non-conforming (Freq., Pct.), Total (Freq., Pct.). Rows: 1 No, 2 Yes, Valid responses =, Invalid responses include no response.

65X19) Did a healthcare or mental health professional tell you that you do not need treatment, or that you can stop treatment, for the following conditions? (only includes students that have had an appointment/discussion, but have not received treatment for the condition within the last 12 months)

Gambling Disorder

Table with columns: Cis Men (Freq., Pct.), Cis Women (Freq., Pct.), Trans/Gender Non-conforming (Freq., Pct.), Total (Freq., Pct.). Rows: 1 No, 2 Yes, Valid responses =, Invalid responses include no response.



65X20) Did a healthcare or mental health professional tell you that you do not need treatment, or that you can stop treatment, for the following conditions? (only includes students that have had an appointment/discussion, but have not received treatment for the condition within the last 12 months)

Genital herpes

Table with 9 columns: Response, Cis Men (Freq, Pct), Cis Women (Freq, Pct), Trans/Gender Non-conforming (Freq, Pct), Total (Freq, Pct). Rows: 1 No, 2 Yes, Valid responses =, Invalid responses include no response.

65X21) Did a healthcare or mental health professional tell you that you do not need treatment, or that you can stop treatment, for the following conditions? (only includes students that have had an appointment/discussion, but have not received treatment for the condition within the last 12 months)

Gastroesophageal Reflux Disease (GERD) or acid reflux

Table with 9 columns: Response, Cis Men (Freq, Pct), Cis Women (Freq, Pct), Trans/Gender Non-conforming (Freq, Pct), Total (Freq, Pct). Rows: 1 No, 2 Yes, Valid responses =, Invalid responses include no response.

65X22) Did a healthcare or mental health professional tell you that you do not need treatment, or that you can stop treatment, for the following conditions? (only includes students that have had an appointment/discussion, but have not received treatment for the condition within the last 12 months)

Heart & vascular disorders (for example: atrial fibrillation or other cardiac arrhythmia, mitral valve prolapse or other valvular heart disease, congenital heart condition)

Table with 9 columns: Response, Cis Men (Freq, Pct), Cis Women (Freq, Pct), Trans/Gender Non-conforming (Freq, Pct), Total (Freq, Pct). Rows: 1 No, 2 Yes, Valid responses =, Invalid responses include no response. Includes horizontal bars for total percentages.

65X23) Did a healthcare or mental health professional tell you that you do not need treatment, or that you can stop treatment, for the following conditions? (only includes students that have had an appointment/discussion, but have not received treatment for the condition within the last 12 months)

Hepatitis B or C

Table with 9 columns: Response, Cis Men (Freq, Pct), Cis Women (Freq, Pct), Trans/Gender Non-conforming (Freq, Pct), Total (Freq, Pct). Rows: 1 No, 2 Yes, Valid responses =, Invalid responses include no response.

65X24) Did a healthcare or mental health professional tell you that you do not need treatment, or that you can stop treatment, for the following conditions? (only includes students that have had an appointment/discussion, but have not received treatment for the condition within the last 12 months)

High blood pressure (hypertension)

Table with 9 columns: Response, Cis Men (Freq, Pct), Cis Women (Freq, Pct), Trans/Gender Non-conforming (Freq, Pct), Total (Freq, Pct). Rows: 1 No, 2 Yes, Valid responses =, Invalid responses include no response. Includes horizontal bar for total percentage.

65X25) Did a healthcare or mental health professional tell you that you do not need treatment, or that you can stop treatment, for the following conditions? (only includes students that have had an appointment/discussion, but have not received treatment for the condition within the last 12 months)

High cholesterol (hyperlipidemia)

Table with 9 columns: Response, Cis Men (Freq, Pct), Cis Women (Freq, Pct), Trans/Gender Non-conforming (Freq, Pct), Total (Freq, Pct). Rows: 1 No, 2 Yes, Valid responses =, Invalid responses include no response. Includes horizontal bars for total percentages.

65X26) Did a healthcare or mental health professional tell you that you do not need treatment, or that you can stop treatment, for the following conditions? or that you can stop treatment, for the following conditions?

(only includes students that have had an appointment/discussion, but have not received treatment for the condition within the last 12 months)

HIV or AIDS

Table with 9 columns: Response, Cis Men (Freq, Pct), Cis Women (Freq, Pct), Trans/Gender Non-conforming (Freq, Pct), Total (Freq, Pct). Rows: 1 No, 2 Yes, Valid responses =, Invalid responses include no response.



65X27) Did a healthcare or mental health professional tell you that you do not need treatment, or that you can stop treatment, for the following conditions? or that you can stop treatment, for the following conditions?

(only includes students that have had an appointment/discussion, but have not received treatment for the condition within the last 12 months)

Human papillomavirus (HPV) or genital warts

Table with 8 columns: Response, Cis Men (Freq., Pct.), Cis Women (Freq., Pct.), Trans/Gender Non-conforming (Freq., Pct.), Total (Freq., Pct.). Rows: 1 No, 2 Yes, Valid responses =

Invalid responses include no response.

65X28) Did a healthcare or mental health professional tell you that you do not need treatment, or that you can stop treatment, for the following conditions?

(only includes students that have had an appointment/discussion, but have not received treatment for the condition within the last 12 months)

Insomnia

Table with 8 columns: Response, Cis Men (Freq., Pct.), Cis Women (Freq., Pct.), Trans/Gender Non-conforming (Freq., Pct.), Total (Freq., Pct.). Rows: 1 No, 2 Yes, Valid responses =

Invalid responses include no response.

65X29) Did a healthcare or mental health professional tell you that you do not need treatment, or that you can stop treatment, for the following conditions?

(only includes students that have had an appointment/discussion, but have not received treatment for the condition within the last 12 months)

Irritable bowel syndrome (spastic colon or spastic bowel)

Table with 8 columns: Response, Cis Men (Freq., Pct.), Cis Women (Freq., Pct.), Trans/Gender Non-conforming (Freq., Pct.), Total (Freq., Pct.). Rows: 1 No, 2 Yes, Valid responses =

Invalid responses include no response.

65X30) Did a healthcare or mental health professional tell you that you do not need treatment, or that you can stop treatment, for the following conditions?

(only includes students that have had an appointment/discussion, but have not received treatment for the condition within the last 12 months)

Migraine headaches

Table with 8 columns: Response, Cis Men (Freq., Pct.), Cis Women (Freq., Pct.), Trans/Gender Non-conforming (Freq., Pct.), Total (Freq., Pct.). Rows: 1 No, 2 Yes, Valid responses =

Invalid responses include no response.

65X31) Did a healthcare or mental health professional tell you that you do not need treatment, or that you can stop treatment, for the following conditions?

(only includes students that have had an appointment/discussion, but have not received treatment for the condition within the last 12 months)

Obsessive-Compulsive and Related Conditions (for example: OCD, Body Dysmorphia, Hoarding, Trichotillomania and other body-focused repetitive behavior disorders)

Table with 8 columns: Response, Cis Men (Freq., Pct.), Cis Women (Freq., Pct.), Trans/Gender Non-conforming (Freq., Pct.), Total (Freq., Pct.). Rows: 1 No, 2 Yes, Valid responses =

Invalid responses include no response.

65X32) Did a healthcare or mental health professional tell you that you do not need treatment, or that you can stop treatment, for the following conditions?

(only includes students that have had an appointment/discussion, but have not received treatment for the condition within the last 12 months)

Polycystic Ovarian Syndrome (PCOS)

Table with 8 columns: Response, Cis Men (Freq., Pct.), Cis Women (Freq., Pct.), Trans/Gender Non-conforming (Freq., Pct.), Total (Freq., Pct.). Rows: 1 No, 2 Yes, Valid responses =

Invalid responses include no response.

65X33) Did a healthcare or mental health professional tell you that you do not need treatment, or that you can stop treatment, for the following conditions?

(only includes students that have had an appointment/discussion, but have not received treatment for the condition within the last 12 months)

PTSD (Posttraumatic Stress Disorder), Acute Stress Disorder, Adjustment Disorder, or another trauma- or stressor-related condition

Table with 8 columns: Response, Cis Men (Freq., Pct.), Cis Women (Freq., Pct.), Trans/Gender Non-conforming (Freq., Pct.), Total (Freq., Pct.). Rows: 1 No, 2 Yes, Valid responses =

Invalid responses include no response.



65X34) Did a healthcare or mental health professional tell you that you do not need treatment, or that you can stop treatment, for the following conditions?
(only includes students that have had an appointment/discussion, but have not received treatment for the condition within the last 12 months)

Schizophrenia and Other Psychotic Conditions (for example: Schizophrenia, Schizoaffective Disorder, Schizophreniform Disorder, Delusional Disorder)

	Cis Men		Cis Women		Trans/Gender Non-conforming		Total	
	Freq.	Pct.	Freq.	Pct.	Freq.	Pct.	Freq.	Pct.
1 No	0	0	0	0	0	0	0	0.0
2 Yes	0	0	0	0	0	0	0	0.0
Valid responses =	0	0	0	0	0	0	0	0.0

Invalid responses include no response.

65X35) Did a healthcare or mental health professional tell you that you do not need treatment, or that you can stop treatment, for the following conditions?

(only includes students that have had an appointment/discussion, but have not received treatment for the condition within the last 12 months)

Sleep Apnea

	Cis Men		Cis Women		Trans/Gender Non-conforming		Total	
	Freq.	Pct.	Freq.	Pct.	Freq.	Pct.	Freq.	Pct.
1 No	0	0	0	0	0	0	0	0.0
2 Yes	0	0	0	0	0	0	0	0.0
Valid responses =	0	0	0	0	0	0	0	0.0

Invalid responses include no response.

65X36) Did a healthcare or mental health professional tell you that you do not need treatment, or that you can stop treatment, for the following conditions?
(only includes students that have had an appointment/discussion, but have not received treatment for the condition within the last 12 months)

Thyroid condition or disorder

	Cis Men		Cis Women		Trans/Gender Non-conforming		Total	
	Freq.	Pct.	Freq.	Pct.	Freq.	Pct.	Freq.	Pct.
1 No	0	0	0	0	0	0	0	0.0
2 Yes	0	0	1	100	0	0	1	100.0
Valid responses =	0	0	1	100	0	0	1	0.5

Invalid responses include no response.

65X37) Did a healthcare or mental health professional tell you that you do not need treatment, or that you can stop treatment, for the following conditions?
(only includes students that have had an appointment/discussion, but have not received treatment for the condition within the last 12 months)

Tourette's or other neurodevelopmental condition not already listed

	Cis Men		Cis Women		Trans/Gender Non-conforming		Total	
	Freq.	Pct.	Freq.	Pct.	Freq.	Pct.	Freq.	Pct.
1 No	0	0	0	0	1	100	1	50.0
2 Yes	0	0	1	100	0	0	1	50.0
Valid responses =	0	0	1	50	1	50	2	1.1

Invalid responses include no response.

65X38) Did a healthcare or mental health professional tell you that you do not need treatment, or that you can stop treatment, for the following conditions?
(only includes students that have had an appointment/discussion, but have not received treatment for the condition within the last 12 months)

Traumatic brain injury (TBI)

	Cis Men		Cis Women		Trans/Gender Non-conforming		Total	
	Freq.	Pct.	Freq.	Pct.	Freq.	Pct.	Freq.	Pct.
1 No	0	0	0	0	0	0	0	0.0
2 Yes	0	0	0	0	0	0	0	0.0
Valid responses =	0	0	0	0	0	0	0	0.0

Invalid responses include no response.

65X39) Did a healthcare or mental health professional tell you that you do not need treatment, or that you can stop treatment, for the following conditions?
(only includes students that have had an appointment/discussion, but have not received treatment for the condition within the last 12 months)

Urinary system disorder (for example: bladder or kidney disease, urinary reflux, interstitial cystitis)

	Cis Men		Cis Women		Trans/Gender Non-conforming		Total	
	Freq.	Pct.	Freq.	Pct.	Freq.	Pct.	Freq.	Pct.
1 No	0	0	0	0	0	0	0	0.0
2 Yes	0	0	0	0	0	0	0	0.0
Valid responses =	0	0	0	0	0	0	0	0.0

Invalid responses include no response.

65Y) Within the last 12 months, to what extent did your ongoing or chronic condition(s) negatively affect your academic performance?

(only includes students with an ongoing or chronic condition)

	Cis Men		Cis Women		Trans/Gender Non-conforming		Total	
	Freq.	Pct.	Freq.	Pct.	Freq.	Pct.	Freq.	Pct.
1 Did not affect academic performance	25	69	51	61	7	44	84	61.3
2 Negatively impacted performance in a class	11	31	28	33	9	56	48	35.0
3 Delayed progress towards degree	0	0	5	6	0	0	5	3.6
Valid responses =	36	26	84	61	16	12	137	72.5

Invalid responses include no response.



66A) Within the last 12 months, have any of the following affected your academic performance?

Assault (physical)

	Cis Men		Cis Women		Trans/Gender Non-conforming		Total	
	Freq.	Pct.	Freq.	Pct.	Freq.	Pct.	Freq.	Pct.
1 Did not experience this issue	57	97	109	98	14	88	181	96.8
2 Did not affect academic performance	2	3	1	1	1	6	4	2.1
3 Negatively impacted performance in a class	0	0	1	1	1	6	2	1.1
4 Delayed progress towards degree	0	0	0	0	0	0	0	0.0
Valid responses =	59	32	111	59	16	9	187	98.9

Invalid responses include no response.

66B) Within the last 12 months, have any of the following affected your academic performance?

Assault (sexual)

	Cis Men		Cis Women		Trans/Gender Non-conforming		Total	
	Freq.	Pct.	Freq.	Pct.	Freq.	Pct.	Freq.	Pct.
1 Did not experience this issue	60	100	101	91	13	81	175	93.1
2 Did not affect academic performance	0	0	4	4	2	13	6	3.2
3 Negatively impacted performance in a class	0	0	5	5	0	0	5	2.7
4 Delayed progress towards degree	0	0	1	1	1	6	2	1.1
Valid responses =	60	32	111	59	16	9	188	99.5

Invalid responses include no response.

66C) Within the last 12 months, have any of the following affected your academic performance?

Allergies

	Cis Men		Cis Women		Trans/Gender Non-conforming		Total	
	Freq.	Pct.	Freq.	Pct.	Freq.	Pct.	Freq.	Pct.
1 Did not experience this issue	44	73	73	66	8	53	126	67.4
2 Did not affect academic performance	15	25	33	30	5	33	53	28.3
3 Negatively impacted performance in a class	1	2	5	5	2	13	8	4.3
4 Delayed progress towards degree	0	0	0	0	0	0	0	0.0
Valid responses =	60	32	111	59	15	8	187	98.9

Invalid responses include no response.

66D) Within the last 12 months, have any of the following affected your academic performance?

Anxiety

	Cis Men		Cis Women		Trans/Gender Non-conforming		Total	
	Freq.	Pct.	Freq.	Pct.	Freq.	Pct.	Freq.	Pct.
1 Did not experience this issue	31	52	28	26	4	25	63	34.1
2 Did not affect academic performance	16	27	31	29	2	13	49	26.5
3 Negatively impacted performance in a class	13	22	45	42	10	63	69	37.3
4 Delayed progress towards degree	0	0	4	4	0	0	4	2.2
Valid responses =	60	32	108	58	16	9	185	97.9

Invalid responses include no response.

66E) Within the last 12 months, have any of the following affected your academic performance?

Attention-Deficit/Hyperactivity Disorder (ADHD) or Attention-Deficit Disorder (ADD)

	Cis Men		Cis Women		Trans/Gender Non-conforming		Total	
	Freq.	Pct.	Freq.	Pct.	Freq.	Pct.	Freq.	Pct.
1 Did not experience this issue	53	88	95	86	7	44	156	83.0
2 Did not affect academic performance	1	2	3	3	3	19	7	3.7
3 Negatively impacted performance in a class	6	10	11	10	5	31	22	11.7
4 Delayed progress towards degree	0	0	2	2	1	6	3	1.6
Valid responses =	60	32	111	59	16	9	188	99.5

Invalid responses include no response.

66F) Within the last 12 months, have any of the following affected your academic performance?

Concussion or Traumatic Brain Injury (TBI)

	Cis Men		Cis Women		Trans/Gender Non-conforming		Total	
	Freq.	Pct.	Freq.	Pct.	Freq.	Pct.	Freq.	Pct.
1 Did not experience this issue	60	100	105	95	15	94	181	96.3
2 Did not affect academic performance	0	0	1	1	0	0	1	0.5
3 Negatively impacted performance in a class	0	0	5	5	0	0	5	2.7
4 Delayed progress towards degree	0	0	0	0	1	6	1	0.5
Valid responses =	60	32	111	59	16	9	188	99.5

Invalid responses include no response.



66G) Within the last 12 months, have any of the following affected your academic performance?

Depression

	Cis Men		Cis Women		Trans/Gender Non-conforming		Total	
	Freq.	Pct.	Freq.	Pct.	Freq.	Pct.	Freq.	Pct.
1 Did not experience this issue	42	70	57	52	6	38	105	56.1
2 Did not affect academic performance	8	13	12	11	3	19	23	12.3
3 Negatively impacted performance in a class	10	17	38	35	7	44	56	29.9
4 Delayed progress towards degree	0	0	3	3	0	0	3	1.6
Valid responses =	60	32	110	59	16	9	187	98.9

Invalid responses include no response.

66H) Within the last 12 months, have any of the following affected your academic performance?

Eating disorder/problem

	Cis Men		Cis Women		Trans/Gender Non-conforming		Total	
	Freq.	Pct.	Freq.	Pct.	Freq.	Pct.	Freq.	Pct.
1 Did not experience this issue	54	90	85	77	12	75	152	80.9
2 Did not affect academic performance	5	8	19	17	3	19	27	14.4
3 Negatively impacted performance in a class	1	2	6	5	1	6	8	4.3
4 Delayed progress towards degree	0	0	1	1	0	0	1	0.5
Valid responses =	60	32	111	59	16	9	188	99.5

Invalid responses include no response.

66I) Within the last 12 months, have any of the following affected your academic performance?

Headaches/migraines

	Cis Men		Cis Women		Trans/Gender Non-conforming		Total	
	Freq.	Pct.	Freq.	Pct.	Freq.	Pct.	Freq.	Pct.
1 Did not experience this issue	44	73	56	51	10	63	110	58.5
2 Did not affect academic performance	12	20	28	25	3	19	44	23.4
3 Negatively impacted performance in a class	4	7	26	23	3	19	33	17.6
4 Delayed progress towards degree	0	0	1	1	0	0	1	0.5
Valid responses =	60	32	111	59	16	9	188	99.5

Invalid responses include no response.

66J) Within the last 12 months, have any of the following affected your academic performance?

Influenza or influenza like illness (the flu)

	Cis Men		Cis Women		Trans/Gender Non-conforming		Total	
	Freq.	Pct.	Freq.	Pct.	Freq.	Pct.	Freq.	Pct.
1 Did not experience this issue	55	92	96	87	15	94	167	88.8
2 Did not affect academic performance	3	5	8	7	1	6	12	6.4
3 Negatively impacted performance in a class	2	3	7	6	0	0	9	4.8
4 Delayed progress towards degree	0	0	0	0	0	0	0	0.0
Valid responses =	60	32	111	59	16	9	188	99.5

Invalid responses include no response.

66K) Within the last 12 months, have any of the following affected your academic performance?

Injury (for example: burn, sprain, or broken bone) excluding concussion or TBI

	Cis Men		Cis Women		Trans/Gender Non-conforming		Total	
	Freq.	Pct.	Freq.	Pct.	Freq.	Pct.	Freq.	Pct.
1 Did not experience this issue	49	82	101	91	11	69	162	86.2
2 Did not affect academic performance	8	13	7	6	3	19	18	9.6
3 Negatively impacted performance in a class	3	5	3	3	2	13	8	4.3
4 Delayed progress towards degree	0	0	0	0	0	0	0	0.0
Valid responses =	60	32	111	59	16	9	188	99.5

Invalid responses include no response.

66L) Within the last 12 months, have any of the following affected your academic performance?

PMS (Premenstrual Syndrome), painful periods, or menstrual cramping

	Cis Men		Cis Women		Trans/Gender Non-conforming		Total	
	Freq.	Pct.	Freq.	Pct.	Freq.	Pct.	Freq.	Pct.
1 Did not experience this issue	60	100	61	55	9	56	131	69.7
2 Did not affect academic performance	0	0	41	37	3	19	44	23.4
3 Negatively impacted performance in a class	0	0	9	8	4	25	13	6.9
4 Delayed progress towards degree	0	0	0	0	0	0	0	0.0
Valid responses =	60	32	111	59	16	9	188	99.5

Invalid responses include no response.



66M) Within the last 12 months, have any of the following affected your academic performance?

Post Traumatic Stress Disorder (PTSD)

	Cis Men		Cis Women		Trans/Gender Non-conforming		Total	
	Freq.	Pct.	Freq.	Pct.	Freq.	Pct.	Freq.	Pct.
1 Did not experience this issue	60	100	103	93	14	88	178	94.7
2 Did not affect academic performance	0	0	6	5	1	6	7	3.7
3 Negatively impacted performance in a class	0	0	1	1	1	6	2	1.1
4 Delayed progress towards degree	0	0	1	1	0	0	1	0.5
Valid responses =	60	32	111	59	16	9	188	99.5

Invalid responses include no response.

66N) Within the last 12 months, have any of the following affected your academic performance?

Short-term illness, excluding upper respiratory illness and influenza

	Cis Men		Cis Women		Trans/Gender Non-conforming		Total	
	Freq.	Pct.	Freq.	Pct.	Freq.	Pct.	Freq.	Pct.
1 Did not experience this issue	51	85	92	83	15	100	159	85.0
2 Did not affect academic performance	6	10	10	9	0	0	16	8.6
3 Negatively impacted performance in a class	3	5	9	8	0	0	12	6.4
4 Delayed progress towards degree	0	0	0	0	0	0	0	0.0
Valid responses =	60	32	111	59	15	8	187	98.9

Invalid responses include no response.

66O) Within the last 12 months, have any of the following affected your academic performance?

Upper respiratory illness (for example: sinus infection, colds, or sore throat, etc.)

	Cis Men		Cis Women		Trans/Gender Non-conforming		Total	
	Freq.	Pct.	Freq.	Pct.	Freq.	Pct.	Freq.	Pct.
1 Did not experience this issue	43	72	80	73	14	88	138	73.8
2 Did not affect academic performance	14	23	18	16	2	13	34	18.2
3 Negatively impacted performance in a class	3	5	11	10	0	0	14	7.5
4 Delayed progress towards degree	0	0	1	1	0	0	1	0.5
Valid responses =	60	32	110	59	16	9	187	98.9

Invalid responses include no response.

66P) Within the last 12 months, have any of the following affected your academic performance?

Sleep difficulties

	Cis Men		Cis Women		Trans/Gender Non-conforming		Total	
	Freq.	Pct.	Freq.	Pct.	Freq.	Pct.	Freq.	Pct.
1 Did not experience this issue	29	48	41	37	9	56	79	42.2
2 Did not affect academic performance	15	25	27	25	2	13	44	23.5
3 Negatively impacted performance in a class	15	25	41	37	5	31	62	33.2
4 Delayed progress towards degree	1	2	1	1	0	0	2	1.1
Valid responses =	60	32	110	59	16	9	187	98.9

Invalid responses include no response.

66Q) Within the last 12 months, have any of the following affected your academic performance?

Stress

	Cis Men		Cis Women		Trans/Gender Non-conforming		Total	
	Freq.	Pct.	Freq.	Pct.	Freq.	Pct.	Freq.	Pct.
1 Did not experience this issue	11	19	19	17	4	25	34	18.2
2 Did not affect academic performance	25	42	31	28	1	6	57	30.5
3 Negatively impacted performance in a class	21	36	55	50	11	69	88	47.1
4 Delayed progress towards degree	2	3	6	5	0	0	8	4.3
Valid responses =	59	32	111	59	16	9	187	98.9

Invalid responses include no response.

66R) Within the last 12 months, have any of the following affected your academic performance?

Other issue not previously reported

	Cis Men		Cis Women		Trans/Gender Non-conforming		Total	
	Freq.	Pct.	Freq.	Pct.	Freq.	Pct.	Freq.	Pct.
1 Did not experience this issue	52	100	81	99	11	92	144	98.6
2 Did not affect academic performance	0	0	0	0	0	0	0	0.0
3 Negatively impacted performance in a class	0	0	0	0	1	8	1	0.7
4 Delayed progress towards degree	0	0	1	1	0	0	1	0.7
Valid responses =	52	36	82	56	12	8	146	77.2

Invalid responses include no response.



67A) What sex were you assigned at birth?

	Cis Men		Cis Women		Trans/Gender Non-conforming		Total	
	Freq.	Pct.	Freq.	Pct.	Freq.	Pct.	Freq.	Pct.
1 Female	0	0	111	100	14	88	126	66.7
2 Male	61	100	0	0	2	13	63	33.3
3 Intersex	0	0	0	0	0	0	0	0.0
Valid responses =	61	32	111	59	16	8	189	100.0

Invalid responses include no response.

67B) Do you identify as transgender?

	Cis Men		Cis Women		Trans/Gender Non-conforming		Total	
	Freq.	Pct.	Freq.	Pct.	Freq.	Pct.	Freq.	Pct.
1 No	61	100	111	100	7	44	179	95.2
2 Yes	0	0	0	0	9	56	9	4.8
Valid responses =	61	32	111	59	16	9	188	99.5

Invalid responses include no response.

67C) Which term do you use to describe your gender identity?

	Cis Men		Cis Women		Trans/Gender Non-conforming		Total	
	Freq.	Pct.	Freq.	Pct.	Freq.	Pct.	Freq.	Pct.
1 Woman or female	0	0	111	100	2	13	114	60.3
2 Man or male	61	100	0	0	3	19	64	33.9
3 Trans woman	0	0	0	0	0	0	0	0.0
4 Trans man	0	0	0	0	1	6	1	0.5
5 Genderqueer	0	0	0	0	4	25	4	2.1
6 My identity is not listed	0	0	0	0	0	0	0	0.0
7 Agender	0	0	0	0	0	0	0	0.0
8 Genderfluid	0	0	0	0	0	0	0	0.0
9 Non-binary	0	0	0	0	6	38	6	3.2
10 Intersex	0	0	0	0	0	0	0	0.0
Valid responses =	61	32	111	59	16	8	189	100.0

Invalid responses include no response.

68) What term best describes your sexual orientation?

	Cis Men		Cis Women		Trans/Gender Non-conforming		Total	
	Freq.	Pct.	Freq.	Pct.	Freq.	Pct.	Freq.	Pct.
1 Asexual (from write-ins)	1	2	4	4	0	0	5	2.6
2 Bisexual	5	8	22	20	3	19	30	15.9
3 Gay	3	5	0	0	2	13	5	2.6
4 Lesbian	0	0	9	8	3	19	12	6.3
5 Pansexual	0	0	2	2	1	6	3	1.6
6 Queer	0	0	6	5	3	19	10	5.3
7 Questioning	2	3	5	5	0	0	7	3.7
9 Straight/Heterosexual	50	82	63	57	4	25	117	61.9
10 My identity not listed above	0	0	0	0	0	0	0	0.0
Valid responses =	61	32	111	59	16	8	189	100.0

Invalid responses include no response.

69) How old are you?

	Cis Men		Cis Women		Trans/Gender Non-conforming		Total	
	Freq.	Pct.	Freq.	Pct.	Freq.	Pct.	Freq.	Pct.
1 18 Years	16	26	26	23	4	25	46	24.3
2 19 Years	20	33	29	26	2	13	52	27.5
3 20 Years	6	10	27	24	5	31	38	20.1
4 21 Years	11	18	17	15	2	13	30	15.9
5 22 Years	4	7	4	4	3	19	11	5.8
6 23 Years	1	2	4	4	0	0	5	2.6
7 24 Years	0	0	0	0	0	0	0	0.0
8 25 Years	0	0	0	0	0	0	0	0.0
9 26 to 30 Years	3	5	4	4	0	0	7	3.7
10 31 to 40 Years	0	0	0	0	0	0	0	0.0
11 41 or More Years	0	0	0	0	0	0	0	0.0
Valid responses =	61	32	111	59	16	8	189	100.0

Invalid responses include no response.

	Mean	Median	Std Dev	Min	Max
Cis Men	19.98	19.00	2.59	18	30
Cis Women	19.87	20.00	1.98	18	29
Trans/Gender Non-conforming	19.88	20.00	1.45	18	22
Overall	19.90	19.00	2.14	18	30



AMERICAN COLLEGE HEALTH ASSOCIATION

American College Health Association-National College Health Assessment (ACHA-NCHA III)

Institutional Data Report - Spring 2022

American College Health Association

8455 Colesville Road, Suite 740

Silver Spring, MD 20910

(410) 859-1500

www.acha.org

UNIVERSITY OF ROCHESTER UNDERGRADUATE

April 27, 2022

FREQUENCY REPORT

Number of Surveys (n) = 189 Web Surveys

71) What is your weight in pounds?

	Cis Men		Cis Women		Trans/Gender Non-conforming		Total	
	Freq.	Pct.	Freq.	Pct.	Freq.	Pct.	Freq.	Pct.
1 151 to 100 Pounds	0	0	4	4	0	0	4	2.1
2 101 to 150 Pounds	16	26	75	69	8	50	99	52.9
3 151 to 200 Pounds	37	61	26	24	6	38	69	36.9
4 201 to 250 Pounds	8	13	4	4	2	13	15	8.0
5 251 to 300 Pounds	0	0	0	0	0	0	0	0.0
6 301 or More Pounds	0	0	0	0	0	0	0	0.0
Valid responses =	61	33	109	58	16	9	187	98.9

Invalid responses include no response.

	Mean	Median	Std Dev	Min	Max
Cis Men	168.62	162.00	31.48	115	250
Cis Women	142.33	135.00	31.69	92	248
Trans/Gender Non-conforming	159.56	155.00	38.1	115	240
Overall	152.74	146.00	34.47	92	250

72) What is your year in school?

	Cis Men		Cis Women		Trans/Gender Non-conforming		Total	
	Freq.	Pct.	Freq.	Pct.	Freq.	Pct.	Freq.	Pct.
1 1st year undergraduate	31	51	44	40	5	31	80	42.3
2 2nd year undergraduate	8	13	29	26	4	25	42	22.2
3 3rd year undergraduate	9	15	17	15	6	38	32	16.9
4 4th year undergraduate	11	18	17	15	1	6	29	15.3
5 5th year or more undergraduate	2	3	4	4	0	0	6	3.2
6 Master's (MA, MS, etc.)	0	0	0	0	0	0	0	0.0
7 Doctorate (PhD, EdD, MD, JD, etc.)	0	0	0	0	0	0	0	0.0
8 Not seeking a degree	0	0	0	0	0	0	0	0.0
9 Other (please specify):	0	0	0	0	0	0	0	0.0
Valid responses =	61	32	111	59	16	8	189	100.0

Invalid responses include no response.

73) What is your enrollment status?

	Cis Men		Cis Women		Trans/Gender Non-conforming		Total	
	Freq.	Pct.	Freq.	Pct.	Freq.	Pct.	Freq.	Pct.
1 Full-time	61	100	110	100	15	100	187	100.0
2 Part-time	0	0	0	0	0	0	0	0.0
3 Other	0	0	0	0	0	0	0	0.0
Valid responses =	61	33	110	59	15	8	187	98.9

Invalid responses include no response.

73A) I am taking classes this term:

	Cis Men		Cis Women		Trans/Gender Non-conforming		Total	
	Freq.	Pct.	Freq.	Pct.	Freq.	Pct.	Freq.	Pct.
1 Entirely in-person	57	93	95	86	13	81	166	87.8
2 Entirely online	1	2	0	0	0	0	1	0.5
3 A mix of in-person and online classes	3	5	16	14	3	19	22	11.6
Valid responses =	61	32	111	59	16	8	189	100.0

Invalid responses include no response.

74) Do you have a visa (for example: F-1, J-1, or M-1) to study or work in the United States?

	Cis Men		Cis Women		Trans/Gender Non-conforming		Total	
	Freq.	Pct.	Freq.	Pct.	Freq.	Pct.	Freq.	Pct.
1 No	54	89	94	86	10	63	159	84.6
2 Yes	7	12	16	15	6	38	29	15.4
Valid responses =	61	32	110	59	16	9	188	99.5

Invalid responses include no response.

75A1) How do you usually describe yourself? (Please select ALL that apply)

American Indian or Native Alaskan

	Cis Men		Cis Women		Trans/Gender Non-conforming		Total	
	Freq.	Pct.	Freq.	Pct.	Freq.	Pct.	Freq.	Pct.
0 Not selected	61	100	111	100	15	94	188	99.5
1 Selected	0	0	0	0	1	6	1	0.5
Valid responses =	61	32	111	59	16	8	189	100.0

Invalid responses include no response.



AMERICAN COLLEGE HEALTH ASSOCIATION

American College Health Association-National College Health Assessment (ACHA-NCHA III)

Institutional Data Report - Spring 2022

American College Health Association

8455 Colesville Road, Suite 740

Silver Spring, MD 20910

(410) 859-1500

www.acha.org

UNIVERSITY OF ROCHESTER UNDERGRADUATE

April 27, 2022

FREQUENCY REPORT

Number of Surveys (n) = 189 Web Surveys

75A2) How do you usually describe yourself? (Please select ALL that apply)

Asian or Asian American

	Cis Men		Cis Women		Trans/Gender Non-conforming		Total	
	Freq.	Pct.	Freq.	Pct.	Freq.	Pct.	Freq.	Pct.
0 Not selected	42	69	73	66	9	56	124	65.6
1 Selected	19	31	38	34	7	44	65	34.4
Valid responses =	61	32	111	59	16	8	189	100.0

Invalid responses include no response.

75A3) How do you usually describe yourself? (Please select ALL that apply)

Black or African American

	Cis Men		Cis Women		Trans/Gender Non-conforming		Total	
	Freq.	Pct.	Freq.	Pct.	Freq.	Pct.	Freq.	Pct.
0 Not selected	60	98	107	96	13	81	180	95.2
1 Selected	1	2	4	4	3	19	9	4.8
Valid responses =	61	32	111	59	16	8	189	100.0

Invalid responses include no response.

75A4) How do you usually describe yourself? (Please select ALL that apply)

Hispanic or Latino/a/x

	Cis Men		Cis Women		Trans/Gender Non-conforming		Total	
	Freq.	Pct.	Freq.	Pct.	Freq.	Pct.	Freq.	Pct.
0 Not selected	58	95	107	96	16	100	182	96.3
1 Selected	3	5	4	4	0	0	7	3.7
Valid responses =	61	32	111	59	16	8	189	100.0

Invalid responses include no response.

75A5) How do you usually describe yourself? (Please select ALL that apply)

Middle Eastern/North African (MENA) or Arab Origin

	Cis Men		Cis Women		Trans/Gender Non-conforming		Total	
	Freq.	Pct.	Freq.	Pct.	Freq.	Pct.	Freq.	Pct.
0 Not selected	60	98	109	98	16	100	186	98.4
1 Selected	1	2	2	2	0	0	3	1.6
Valid responses =	61	32	111	59	16	8	189	100.0

Invalid responses include no response.

75A6) How do you usually describe yourself? (Please select ALL that apply)

Native Hawaiian or Other Pacific Islander Native

	Cis Men		Cis Women		Trans/Gender Non-conforming		Total	
	Freq.	Pct.	Freq.	Pct.	Freq.	Pct.	Freq.	Pct.
0 Not selected	61	100	111	100	16	100	189	100.0
1 Selected	0	0	0	0	0	0	0	0.0
Valid responses =	61	32	111	59	16	8	189	100.0

Invalid responses include no response.

75A7) How do you usually describe yourself? (Please select ALL that apply)

White

	Cis Men		Cis Women		Trans/Gender Non-conforming		Total	
	Freq.	Pct.	Freq.	Pct.	Freq.	Pct.	Freq.	Pct.
0 Not selected	21	34	46	41	10	63	78	41.3
1 Selected	40	66	65	59	6	38	111	58.7
Valid responses =	61	32	111	59	16	8	189	100.0

Invalid responses include no response.

75A8) How do you usually describe yourself? (Please select ALL that apply)

Biracial or Multiracial

	Cis Men		Cis Women		Trans/Gender Non-conforming		Total	
	Freq.	Pct.	Freq.	Pct.	Freq.	Pct.	Freq.	Pct.
0 Not selected	58	95	105	95	13	81	177	93.7
1 Selected	3	5	6	5	3	19	12	6.3
Valid responses =	61	32	111	59	16	8	189	100.0

Invalid responses include no response.

75A9) How do you usually describe yourself? (Please select ALL that apply)

Another Identity

	Cis Men		Cis Women		Trans/Gender Non-conforming		Total	
	Freq.	Pct.	Freq.	Pct.	Freq.	Pct.	Freq.	Pct.
0 Not selected	60	98	111	100	16	100	188	99.5
1 Selected	1	2	0	0	0	0	1	0.5
Valid responses =	61	32	111	59	16	8	189	100.0

Invalid responses include no response.



AMERICAN COLLEGE HEALTH ASSOCIATION

American College Health Association-National College Health Assessment (ACHA-NCHA III)

Institutional Data Report - Spring 2022

American College Health Association

8455 Colesville Road, Suite 740

Silver Spring, MD 20910

(410) 859-1500

www.acha.org

UNIVERSITY OF ROCHESTER UNDERGRADUATE

April 27, 2022

FREQUENCY REPORT

Number of Surveys (n) = 189 Web Surveys

75B1) Are you? (Please select ALL that apply) (only includes students that describe themselves as Hispanic or Latino/a/x) Mexican, Mexican American, Chicano

	Cis Men		Cis Women		Trans/Gender Non-conforming		Total	
	Freq.	Pct.	Freq.	Pct.	Freq.	Pct.	Freq.	Pct.
0 Not selected	3	100	3	75	0	0	6	85.7
1 Selected	0	0	1	25	0	0	1	14.3
Valid responses =	3	43	4	57	0	0	7	3.7

Invalid responses include no response.

75B2) Are you? (Please select ALL that apply) (only includes students that describe themselves as Hispanic or Latino/a/x) Puerto Rican

	Cis Men		Cis Women		Trans/Gender Non-conforming		Total	
	Freq.	Pct.	Freq.	Pct.	Freq.	Pct.	Freq.	Pct.
0 Not selected	2	67	4	100	0	0	6	85.7
1 Selected	1	33	0	0	0	0	1	14.3
Valid responses =	3	43	4	57	0	0	7	3.7

Invalid responses include no response.

75B3) Are you? (Please select ALL that apply) (only includes students that describe themselves as Hispanic or Latino/a/x) Cuban

	Cis Men		Cis Women		Trans/Gender Non-conforming		Total	
	Freq.	Pct.	Freq.	Pct.	Freq.	Pct.	Freq.	Pct.
0 Not selected	3	100	4	100	0	0	7	100.0
1 Selected	0	0	0	0	0	0	0	0.0
Valid responses =	3	43	4	57	0	0	7	3.7

Invalid responses include no response.

75B4) Are you? (Please select ALL that apply) (only includes students that describe themselves as Hispanic or Latino/a/x) Another Hispanic, Latino/a/x, or Spanish origin

	Cis Men		Cis Women		Trans/Gender Non-conforming		Total	
	Freq.	Pct.	Freq.	Pct.	Freq.	Pct.	Freq.	Pct.
0 Not selected	1	33	1	25	0	0	2	28.6
1 Selected	2	67	3	75	0	0	5	71.4
Valid responses =	3	43	4	57	0	0	7	3.7

Invalid responses include no response.

75C1) Are you? (Please select ALL that apply) (only includes students that describe themselves as Asian or Asian American) East Asian (for example: Chinese, Japanese, or Korean)

	Cis Men		Cis Women		Trans/Gender Non-conforming		Total	
	Freq.	Pct.	Freq.	Pct.	Freq.	Pct.	Freq.	Pct.
0 Not selected	5	26	8	21	3	43	16	24.6
1 Selected	14	74	30	79	4	57	49	75.4
Valid responses =	19	29	38	58	7	11	65	34.4

Invalid responses include no response.

75C2) Are you? (Please select ALL that apply) (only includes students that describe themselves as Asian or Asian American) Southeast Asian (for example: Cambodian, Vietnamese, Hmong, or Filipino)

	Cis Men		Cis Women		Trans/Gender Non-conforming		Total	
	Freq.	Pct.	Freq.	Pct.	Freq.	Pct.	Freq.	Pct.
0 Not selected	18	95	35	92	6	86	60	92.3
1 Selected	1	5	3	8	1	14	5	7.7
Valid responses =	19	29	38	58	7	11	65	34.4

Invalid responses include no response.

75C3) Are you? (Please select ALL that apply) (only includes students that describe themselves as Asian or Asian American) South Asian (for example: Indian, Pakistani, Nepalese, or Sri Lankan)

	Cis Men		Cis Women		Trans/Gender Non-conforming		Total	
	Freq.	Pct.	Freq.	Pct.	Freq.	Pct.	Freq.	Pct.
0 Not selected	16	84	31	82	4	57	52	80.0
1 Selected	3	16	7	18	3	43	13	20.0
Valid responses =	19	29	38	58	7	11	65	34.4

Invalid responses include no response.

75C4) Are you? (Please select ALL that apply) (only includes students that describe themselves as Asian or Asian American) Other Asian

	Cis Men		Cis Women		Trans/Gender Non-conforming		Total	
	Freq.	Pct.	Freq.	Pct.	Freq.	Pct.	Freq.	Pct.
0 Not selected	19	100	38	100	7	100	65	100.0
1 Selected	0	0	0	0	0	0	0	0.0
Valid responses =	19	29	38	58	7	11	65	34.4

Invalid responses include no response.



AMERICAN COLLEGE HEALTH ASSOCIATION

American College Health Association-National College Health Assessment (ACHA-NCHA III)

Institutional Data Report - Spring 2022

American College Health Association

8455 Colesville Road, Suite 740

Silver Spring, MD 20910

(410) 859-1500

www.acha.org

April 27, 2022

FREQUENCY REPORT

Number of Surveys (n) = 189 Web Surveys

76) What is your relationship status?

	Cis Men		Cis Women		Trans/Gender Non-conforming		Total	
	Freq.	Pct.	Freq.	Pct.	Freq.	Pct.	Freq.	Pct.
1 Not in a relationship	39	64	73	66	4	25	117	61.9
2 In relationship not married/partnered	21	34	36	32	12	75	69	36.5
3 Married/partnered	1	2	2	2	0	0	3	1.6
Valid responses =	61	32	111	59	16	8	189	100.0

Invalid responses include no response.

77A) Are you a member of a social fraternity or sorority?

	Cis Men		Cis Women		Trans/Gender Non-conforming		Total	
	Freq.	Pct.	Freq.	Pct.	Freq.	Pct.	Freq.	Pct.
1 No	56	92	100	90	15	94	172	91.0
2 Yes	5	8	11	10	1	6	17	9.0
Valid responses =	61	32	111	59	16	8	189	100.0

Invalid responses include no response.

77B) Do you live in a fraternity or sorority residence?

	Cis Men		Cis Women		Trans/Gender Non-conforming		Total	
	Freq.	Pct.	Freq.	Pct.	Freq.	Pct.	Freq.	Pct.
1 No	61	100	108	97	16	100	186	98.4
2 Yes	0	0	3	3	0	0	3	1.6
Valid responses =	61	32	111	59	16	8	189	100.0

Invalid responses include no response.

78) Where do you currently live? (only includes students that do not live in a fraternity/sorority residence)

	Cis Men		Cis Women		Trans/Gender Non-conforming		Total	
	Freq.	Pct.	Freq.	Pct.	Freq.	Pct.	Freq.	Pct.
1 Campus/university housing	52	85	91	84	14	88	158	84.9
2 Parent/guardian/other family member's home	0	0	4	4	1	6	5	2.7
3 Off-campus/non-university housing	9	15	13	12	1	6	23	12.4
4 Temporarily with relative, friend, couch surfing	0	0	0	0	0	0	0	0.0
5 Don't have a place to live	0	0	0	0	0	0	0	0.0
6 Other (please specify)	0	0	0	0	0	0	0	0.0
Valid responses =	61	33	108	58	16	9	186	98.4

Invalid responses include no response.

79) What is your primary source of health insurance?

	Cis Men		Cis Women		Trans/Gender Non-conforming		Total	
	Freq.	Pct.	Freq.	Pct.	Freq.	Pct.	Freq.	Pct.
1 College/university Health Insurance Plan	13	21	19	17	5	31	37	19.6
2 Covered by parent/guardian plan	42	69	81	73	11	69	135	71.4
3 Covered by employer-based plan	3	5	2	2	0	0	5	2.6
4 Medicaid, Medicare, SCHIP, VA/Tricare	1	2	5	5	0	0	6	3.2
5 I bought a plan on my own	2	3	4	4	0	0	6	3.2
6 Don't have health insurance	0	0	0	0	0	0	0	0.0
7 Don't know if I have health insurance	0	0	0	0	0	0	0	0.0
8 Have insurance, don't know primary source	0	0	0	0	0	0	0	0.0
Valid responses =	61	32	111	59	16	8	189	100.0

Invalid responses include no response.

80) What is your approximate cumulative grade average?

	Cis Men		Cis Women		Trans/Gender Non-conforming		Total	
	Freq.	Pct.	Freq.	Pct.	Freq.	Pct.	Freq.	Pct.
1 A+	7	12	13	12	2	13	22	11.7
2 A	21	34	37	34	5	31	63	33.5
3 A-	15	25	25	23	6	38	46	24.5
4 B+	10	16	12	11	1	6	23	12.2
5 B	5	8	10	9	1	6	16	8.5
6 B-	2	3	5	5	1	6	9	4.8
7 C+	0	0	2	2	0	0	2	1.1
8 C	0	0	3	3	0	0	3	1.6
9 C-	0	0	1	1	0	0	1	0.5
10 D+	0	0	0	0	0	0	0	0.0
11 D	0	0	0	0	0	0	0	0.0
12 D-	0	0	0	0	0	0	0	0.0
13 F	0	0	0	0	0	0	0	0.0
14 N/A	1	2	2	2	0	0	3	1.6
Valid responses =	61	32	110	59	16	9	188	99.5

Invalid responses include no response.



81A) Do you participate in organized college athletics at any of the following levels?

Varsity

	Cis Men		Cis Women		Trans/Gender Non-conforming		Total	
	Freq.	Pct.	Freq.	Pct.	Freq.	Pct.	Freq.	Pct.
1 No	51	85	94	85	14	88	160	85.1
2 Yes	9	15	17	15	2	13	28	14.9
Valid responses =	60	32	111	59	16	9	188	99.5

Invalid responses include no response.

81B) Do you participate in organized college athletics at any of the following levels?

Club Sports

	Cis Men		Cis Women		Trans/Gender Non-conforming		Total	
	Freq.	Pct.	Freq.	Pct.	Freq.	Pct.	Freq.	Pct.
1 No	49	82	88	82	14	88	152	82.2
2 Yes	11	18	20	19	2	13	33	17.8
Valid responses =	60	32	108	58	16	9	185	97.9

Invalid responses include no response.

81C) Do you participate in organized college athletics at any of the following levels?

Intramurals

	Cis Men		Cis Women		Trans/Gender Non-conforming		Total	
	Freq.	Pct.	Freq.	Pct.	Freq.	Pct.	Freq.	Pct.
1 No	51	86	101	94	14	88	167	91.3
2 Yes	8	14	6	6	2	13	16	8.7
Valid responses =	59	32	107	58	16	9	183	96.8

Invalid responses include no response.

82A) Do you have any of the following?

Attention-Deficit/Hyperactivity Disorder (ADD or ADHD)

	Cis Men		Cis Women		Trans/Gender Non-conforming		Total	
	Freq.	Pct.	Freq.	Pct.	Freq.	Pct.	Freq.	Pct.
1 No	54	89	102	92	10	63	167	88.4
2 Yes	7	12	9	8	6	38	22	11.6
Valid responses =	61	32	111	59	16	8	189	100.0

Invalid responses include no response.

82B) Do you have any of the following?

Autism Spectrum Disorder

	Cis Men		Cis Women		Trans/Gender Non-conforming		Total	
	Freq.	Pct.	Freq.	Pct.	Freq.	Pct.	Freq.	Pct.
1 No	60	98	109	99	14	88	184	97.9
2 Yes	1	2	1	1	2	13	4	2.1
Valid responses =	61	32	110	59	16	9	188	99.5

Invalid responses include no response.

82C) Do you have any of the following?

Deaf/Hearing loss

	Cis Men		Cis Women		Trans/Gender Non-conforming		Total	
	Freq.	Pct.	Freq.	Pct.	Freq.	Pct.	Freq.	Pct.
1 No	60	98	109	99	16	100	186	98.9
2 Yes	1	2	1	1	0	0	2	1.1
Valid responses =	61	32	110	59	16	9	188	99.5

Invalid responses include no response.

82D) Do you have any of the following?

Learning disability

	Cis Men		Cis Women		Trans/Gender Non-conforming		Total	
	Freq.	Pct.	Freq.	Pct.	Freq.	Pct.	Freq.	Pct.
1 No	59	97	108	99	13	81	181	96.8
2 Yes	2	3	1	1	3	19	6	3.2
Valid responses =	61	33	109	58	16	9	187	98.9

Invalid responses include no response.

82E) Do you have any of the following?

Mobility/Dexterity disability

	Cis Men		Cis Women		Trans/Gender Non-conforming		Total	
	Freq.	Pct.	Freq.	Pct.	Freq.	Pct.	Freq.	Pct.
1 No	61	100	110	100	16	100	188	100.0
2 Yes	0	0	0	0	0	0	0	0.0
Valid responses =	61	32	110	59	16	9	188	99.5

Invalid responses include no response.



82F) Do you have any of the following?

Blind/Low Vision

	Cis Men		Cis Women		Trans/Gender Non-conforming		Total	
	Freq.	Pct.	Freq.	Pct.	Freq.	Pct.	Freq.	Pct.
1 No	59	97	102	94	16	100	178	95.2
2 Yes	2	3	7	6	0	0	9	4.8
Valid responses =	61	33	109	58	16	9	187	98.9

Invalid responses include no response.

82G) Do you have any of the following?

Speech or language disorder

	Cis Men		Cis Women		Trans/Gender Non-conforming		Total	
	Freq.	Pct.	Freq.	Pct.	Freq.	Pct.	Freq.	Pct.
1 No	61	100	109	99	16	100	187	99.5
2 Yes	0	0	1	1	0	0	1	0.5
Valid responses =	61	32	110	59	16	9	188	99.5

Invalid responses include no response.

83) Are you currently or have you been a member of the Armed Services?

	Cis Men		Cis Women		Trans/Gender Non-conforming		Total	
	Freq.	Pct.	Freq.	Pct.	Freq.	Pct.	Freq.	Pct.
1 No	58	95	111	100	16	100	186	98.4
2 Yes, have served in area of hazardous duty	0	0	0	0	0	0	0	0.0
3 Yes, have not served in area hazardous duty	3	5	0	0	0	0	3	1.6
Valid responses =	61	32	111	59	16	8	189	100.0

Invalid responses include no response.

84) What is the highest level of education completed by either of your parents (or guardians)?

	Cis Men		Cis Women		Trans/Gender Non-conforming		Total	
	Freq.	Pct.	Freq.	Pct.	Freq.	Pct.	Freq.	Pct.
1 Did not finish high school	1	2	2	2	1	6	4	2.1
2 High school diploma or GED	4	7	17	16	0	0	21	11.2
3 Attended college but no degree	2	3	5	5	2	13	9	4.8
4 Associate's degree	3	5	7	6	0	0	10	5.3
5 Bachelor's degree	11	18	21	19	2	13	34	18.1
6 Master's degree	23	38	36	33	6	38	66	35.1
7 Doctoral or professional degree (PhD, EdD, MD, JD, etc.)	16	26	22	20	5	31	43	22.9
8 Don't know	1	2	0	0	0	0	1	0.5
Valid responses =	61	32	110	59	16	9	188	99.5

Invalid responses include no response.

85) Are you a parent of a child under the age of 18 or do you have primary responsibility for someone else's child/children under the age of 18?

	Cis Men		Cis Women		Trans/Gender Non-conforming		Total	
	Freq.	Pct.	Freq.	Pct.	Freq.	Pct.	Freq.	Pct.
1 No	60	98	111	100	16	100	188	99.5
2 Yes	1	2	0	0	0	0	1	0.5
Valid responses =	61	32	111	59	16	8	189	100.0

Invalid responses include no response.

HT_INCH Height in Inches

	Cis Men		Cis Women		Trans/Gender Non-conforming		Total	
	Freq.	Pct.	Freq.	Pct.	Freq.	Pct.	Freq.	Pct.
1 36 or Less Inches	0	0	0	0	0	0	0	0.0
2 37 to 48 Inches	0	0	0	0	0	0	0	0.0
3 49 to 60 Inches	0	0	10	9	0	0	10	5.3
4 61 to 72 Inches	48	79	100	91	15	94	164	87.2
5 73 to 84 Inches	13	21	0	0	1	6	14	7.4
6 85 or More Inches	0	0	0	0	0	0	0	0.0
Valid responses =	61	32	110	59	16	9	188	99.5

Invalid responses include no response.



AMERICAN COLLEGE HEALTH ASSOCIATION

American College Health Association-National College Health Assessment (ACHA-NCHA III)

Institutional Data Report - Spring 2022

American College Health Association

8455 Colesville Road, Suite 740

Silver Spring, MD 20910

(410) 859-1500

www.acha.org

UNIVERSITY OF ROCHESTER UNDERGRADUATE

April 27, 2022

FREQUENCY REPORT

Number of Surveys (n) = 189 Web Surveys

Due to the improbability of a student surviving a drinking episode resulting in an extremely high BAC, all students with a BAC of .50% or higher are omitted from the BAC figures in this report. BAC is an estimated figure based on the reported number of drinks consumed during the last time they drank alcohol in a social setting, their approximate time of consumption, sex, weight, and the average rate of ethanol metabolism. The BAC variable has only been altered for this report, and remains unchanged in the data file.

BAC Estimated Blood Alcohol Content

	Mean	Median	Std Dev	Min	Max
Cis Men	0.05	0.03	0.05	0	0.17
Cis Women	0.05	0.03	0.05	0	0.21
Trans/Gender Non-conforming	0.05	0.04	0.05	0	0.12
Overall	0.05	0.03	0.05	0	0.21

BAC Estimated Blood Alcohol Content

	Cis Men		Cis Women		Trans/Gender Non-conforming		Total	
	Freq.	Pct.	Freq.	Pct.	Freq.	Pct.	Freq.	Pct.
0 0% Alcohol	11	31	18	27	2	33	31	28.7
1 .01 to .05% Alcohol	12	34	25	37	2	33	39	36.1
2 .06 to .07% Alcohol	3	9	7	10	0	0	10	9.3
3 .08 to .09% Alcohol	4	11	5	8	0	0	9	8.3
4 .10 to .15% Alcohol	4	11	9	13	2	33	15	13.9
5 .16 to .20% Alcohol	1	3	3	5	0	0	4	3.7
6 .21 to .25% Alcohol	0	0	0	0	0	0	0	0.0
7 .26 to .30% Alcohol	0	0	0	0	0	0	0	0.0
8 .31 to .49% Alcohol	0	0	0	0	0	0	0	0.0
Valid responses =	35	32	67	62	6	6	108	57.1

Invalid responses include no response.

RBAC1 Recoded Estimated Blood Alcohol Content .08%

	Cis Men		Cis Women		Trans/Gender Non-conforming		Total	
	Freq.	Pct.	Freq.	Pct.	Freq.	Pct.	Freq.	Pct.
0 Less than .08%	26	74	50	75	4	67	80	74.1
1 .08% or higher	9	26	17	25	2	33	28	25.9
Valid responses =	35	32	67	62	6	6	108	57.1

Invalid responses include no response.

RBAC2 Recoded Estimated Blood Alcohol Content .1%

	Cis Men		Cis Women		Trans/Gender Non-conforming		Total	
	Freq.	Pct.	Freq.	Pct.	Freq.	Pct.	Freq.	Pct.
0 Less than .1%	30	86	55	82	4	67	89	82.4
1 .1% or higher	5	14	12	18	2	33	19	17.6
Valid responses =	35	32	67	62	6	6	108	57.1

Invalid responses include no response.

BMI Body Mass Index

	Mean	Median	Std Dev	Min	Max
Cis Men	23.85	23.00	4.11	16	40
Cis Women	23.70	23.00	4.78	17	40
Trans/Gender Non-conforming	25.99	24.00	5.55	18	36
Overall	24.03	23.00	4.77	16	40

RBMI Body Mass Index Classifications

	Cis Men		Cis Women		Trans/Gender Non-conforming		Total	
	Freq.	Pct.	Freq.	Pct.	Freq.	Pct.	Freq.	Pct.
1 Underweight (<18.5)	6	10	4	4	1	6	11	5.9
2 Desired weight (18.5- 24.9)	35	57	74	68	7	44	116	62.0
3 Overweight (25- 29.9)	17	28	20	18	4	25	41	21.9
4 Class I obesity (30- 34.9)	2	3	6	6	3	19	11	5.9
5 Class II obesity (35- 39.9)	1	2	3	3	1	6	6	3.2
6 Class III obesity (>=40)	0	0	2	2	0	0	2	1.1
Valid responses =	61	33	109	58	16	9	187	98.9

Invalid responses include no response.

USDAFI USDA Food Security Score

	Mean	Median	Std Dev	Min	Max
Cis Men	1.05	0.00	1.81	0	6
Cis Women	1.66	1.00	2.01	0	6
Trans/Gender Non-conforming	2.31	1.00	2.41	0	6
Overall	1.51	1.00	2	0	6



RUSDAFI USDA Food Security Category

	Cis Men		Cis Women		Trans/Gender Non-conforming		Total	
	Freq.	Pct.	Freq.	Pct.	Freq.	Pct.	Freq.	Pct.
1 Very low food security (5-6)	6	10	16	14	4	25	26	13.8
2 Low food security (2-4)	7	12	28	25	3	19	38	20.1
3 High or marginal food security (0-1)	48	79	67	60	9	56	125	66.1
Valid responses =	61	32	111	59	16	8	189	100.0

Invalid responses include no response.

KESSLER6 Kessler 6 (K6) Non-Specific Psychological Distress Score

	Mean	Median	Std Dev	Min	Max
Cis Men	8.47	8.00	4.77	1	24
Cis Women	10.64	11.00	5.61	0	24
Trans/Gender Non-conforming	11.60	11.00	6.49	2	24
Overall	10.05	9.00	5.52	0	24

RKESSLER6 Recoded Kessler 6 (K6) Non-Specific Psychological Distress

	Cis Men		Cis Women		Trans/Gender Non-conforming		Total	
	Freq.	Pct.	Freq.	Pct.	Freq.	Pct.	Freq.	Pct.
1 No or low psychological distress (0-4)	15	25	18	16	2	13	35	18.8
2 Moderate psychological distress (5-12)	32	53	50	46	6	40	88	47.3
3 Serious psychological distress (13-24)	13	22	42	38	7	47	63	33.9
Valid responses =	60	32	110	59	15	8	186	98.4

Invalid responses include no response.

ULS3 UCLA Loneliness Scale Score

	Mean	Median	Std Dev	Min	Max
Cis Men	5.82	6.00	1.92	3	9
Cis Women	5.62	6.00	1.85	3	9
Trans/Gender Non-conforming	6.25	7.00	2.14	3	9
Overall	5.76	6.00	1.91	3	9

RULS3 Recoded UCLA Loneliness Scale

	Cis Men		Cis Women		Trans/Gender Non-conforming		Total	
	Freq.	Pct.	Freq.	Pct.	Freq.	Pct.	Freq.	Pct.
1 Negative for Loneliness (3-5)	28	47	48	43	5	31	81	43.1
2 Positive for Loneliness (6-9)	32	53	63	57	11	69	107	56.9
Valid responses =	60	32	111	59	16	9	188	99.5

Invalid responses include no response.

SBQR Suicide Behavior Questionnaire-Revised (SBQR) Screening Score

	Mean	Median	Std Dev	Min	Max
Cis Men	5.42	5.00	2.65	3	12
Cis Women	6.02	4.00	3.65	3	17
Trans/Gender Non-conforming	9.00	8.00	4.65	3	18
Overall	6.10	5.00	3.57	3	18

RSBQR Recoded Suicide Behavior Questionnaire-Revised (SBQR)

	Cis Men		Cis Women		Trans/Gender Non-conforming		Total	
	Freq.	Pct.	Freq.	Pct.	Freq.	Pct.	Freq.	Pct.
1 Negative for suicidal screening (3-6)	43	72	73	66	5	31	121	64.4
2 Positive for suicidal screening (7-18)	17	28	38	34	11	69	67	35.6
Valid responses =	60	32	111	59	16	9	188	99.5

Invalid responses include no response.

DIENER Diener Flourishing Score

	Mean	Median	Std Dev	Min	Max
Cis Men	43.47	45.00	8.2	25	56
Cis Women	42.26	44.00	8.91	8	56
Trans/Gender Non-conforming	42.81	43.00	5.28	33	52
Overall	42.62	44.00	8.46	8	56

CDRISC2 Connor-Davidson Resilience Scale 2 (CD-RISC2) Score

	Mean	Median	Std Dev	Min	Max
Cis Men	5.90	6.00	1.48	3	8
Cis Women	5.62	6.00	1.56	0	8
Trans/Gender Non-conforming	5.81	6.00	1.68	3	8
Overall	5.72	6.00	1.54	0	8

SSISTOBACCO ASSIST SSIS TOBACCO SCORE

	Mean	Median	Std Dev	Min	Max
Cis Men	2.94	2.00	5.85	0	24
Cis Women	7.45	5.00	7.89	0	31
Trans/Gender Non-conforming	9.40	5.00	10.99	0	24
Overall	5.72	2.00	7.72	0	31



TOBACCORISK ASSIST Tobacco Risk

	Cis Men		Cis Women		Trans/Gender Non-conforming		Total	
	Freq.	Pct.	Freq.	Pct.	Freq.	Pct.	Freq.	Pct.
1 Low Risk (0-3)	14	82	7	35	2	40	24	55.8
2 Moderate Risk (4-26)	3	18	12	60	3	60	18	41.9
3 High Risk (27-39)	0	0	1	5	0	0	1	2.3
Valid responses =	17	40	20	47	5	12	43	22.8

Invalid responses include no response.

SSISALCOHOL ASSIST SSIS ALCOHOL SCORE

	Mean	Median	Std Dev	Min	Max
Cis Men	6.70	6.00	5.96	0	24
Cis Women	5.44	4.00	4.64	0	21
Trans/Gender Non-conforming	5.70	3.00	6.85	0	18
Overall	5.86	4.00	5.27	0	24

ALCOHOLRISK ASSIST Alcohol Risk

	Cis Men		Cis Women		Trans/Gender Non-conforming		Total	
	Freq.	Pct.	Freq.	Pct.	Freq.	Pct.	Freq.	Pct.
1 Low Risk (0-10)	33	83	67	89	7	70	107	85.6
2 Moderate Risk (11-26)	7	18	8	11	3	30	18	14.4
3 High Risk (27-39)	0	0	0	0	0	0	0	0.0
Valid responses =	40	32	75	60	10	8	125	66.1

Invalid responses include no response.

SSISCANNABIS ASSIST SSIS CANNABIS SCORE

	Mean	Median	Std Dev	Min	Max
Cis Men	5.10	3.00	7.02	0	30
Cis Women	5.51	3.00	7.32	0	34
Trans/Gender Non-conforming	9.33	6.00	11.22	0	30
Overall	5.59	3.00	7.51	0	34

CANNABISRISK ASSIST Cannabis Risk

	Cis Men		Cis Women		Trans/Gender Non-conforming		Total	
	Freq.	Pct.	Freq.	Pct.	Freq.	Pct.	Freq.	Pct.
1 Low Risk (0-3)	17	59	20	54	3	50	41	56.2
2 Moderate Risk (4-26)	11	38	16	43	2	33	29	39.7
3 High Risk (27-39)	1	3	1	3	1	17	3	4.1
Valid responses =	29	40	37	51	6	8	73	38.6

Invalid responses include no response.

SSISCOCAINE ASSIST SSIS COCAINE SCORE

	Mean	Median	Std Dev	Min	Max
Cis Men	1.50	2.00	2.12	0	3
Cis Women	2.00	2.00	.	2	2
Trans/Gender Non-conforming	2.00	2.00	.	2	2
Overall	1.40	2.00	1.34	0	3

COCAINERISK ASSIST Cocaine Risk

	Cis Men		Cis Women		Trans/Gender Non-conforming		Total	
	Freq.	Pct.	Freq.	Pct.	Freq.	Pct.	Freq.	Pct.
1 Low Risk (0-3)	2	100	1	100	1	100	5	100.0
2 Moderate Risk (4-26)	0	0	0	0	0	0	0	0.0
3 High Risk (27-39)	0	0	0	0	0	0	0	0.0
Valid responses =	2	40	1	20	1	20	5	2.6

Invalid responses include no response.

SSISMETH ASSIST SSIS METHAMPHETAMINE SCORE

	Mean	Median	Std Dev	Min	Max
Cis Men
Cis Women
Trans/Gender Non-conforming
Overall	0.00	0.00	.	0	0

METHRISK ASSIST Methamphetamine Risk

	Cis Men		Cis Women		Trans/Gender Non-conforming		Total	
	Freq.	Pct.	Freq.	Pct.	Freq.	Pct.	Freq.	Pct.
1 Low Risk (0-3)	0	0	0	0	0	0	1	100.0
2 Moderate Risk (4-26)	0	0	0	0	0	0	0	0.0
3 High Risk (27-39)	0	0	0	0	0	0	0	0.0
Valid responses =	0	0	0	0	0	0	1	0.5

Invalid responses include no response.



AMERICAN COLLEGE HEALTH ASSOCIATION

American College Health Association-National College Health Assessment (ACHA-NCHA III)

Institutional Data Report - Spring 2022

American College Health Association

8455 Colesville Road, Suite 740

Silver Spring, MD 20910

(410) 859-1500

www.acha.org

UNIVERSITY OF ROCHESTER UNDERGRADUATE

April 27, 2022

FREQUENCY REPORT

Number of Surveys (n) = 189 Web Surveys

SSISINHALANT ASSIST SSIS INHALANTS SCORE

	Mean	Median	Std Dev	Min	Max
Cis Men	0.00	0.00	.	0	0
Cis Women	0.00	0.00	0	0	0
Trans/Gender Non-conforming
Overall	0.00	0.00	0	0	0

INHALANTRISK ASSIST Inhalant Risk

	Cis Men		Cis Women		Trans/Gender Non-conforming		Total	
	Freq.	Pct.	Freq.	Pct.	Freq.	Pct.	Freq.	Pct.
1 Low Risk (0-3)	1	100	2	100	0	0	4	100.0
2 Moderate Risk (4-26)	0	0	0	0	0	0	0	0.0
3 High Risk (27-39)	0	0	0	0	0	0	0	0.0
Valid responses =	1	25	2	50	0	0	4	2.1

Invalid responses include no response.

SSISRXSTIMULANT ASSIST SSIS ADJUSTED PRESCRIPTION STIMULANT SCORE

	Mean	Median	Std Dev	Min	Max
Cis Men	2.00	0.00	2.83	0	6
Cis Women	3.50	0.00	7	0	14
Trans/Gender Non-conforming	0.00	0.00	.	0	0
Overall	2.18	0.00	4.42	0	14

RXSTIMULANTRISK ASSIST Prescription Stimulant Risk

	Cis Men		Cis Women		Trans/Gender Non-conforming		Total	
	Freq.	Pct.	Freq.	Pct.	Freq.	Pct.	Freq.	Pct.
1 Low Risk (0-3)	3	60	3	75	1	100	8	72.7
2 Moderate Risk (4-26)	2	40	1	25	0	0	3	27.3
3 High Risk (27-39)	0	0	0	0	0	0	0	0.0
Valid responses =	5	45	4	36	1	9	11	5.8

Invalid responses include no response.

SSISSEDATIVE ASSIST SSIS ADJUSTED SEDATIVE SCORE

	Mean	Median	Std Dev	Min	Max
Cis Men	1.67	0.00	2.89	0	5
Cis Women	0.00	0.00	0	0	0
Trans/Gender Non-conforming	1.50	2.00	2.12	0	3
Overall	1.00	0.00	1.93	0	5

SEDATIVERISK ASSIST Sedative Risk

	Cis Men		Cis Women		Trans/Gender Non-conforming		Total	
	Freq.	Pct.	Freq.	Pct.	Freq.	Pct.	Freq.	Pct.
1 Low Risk (0-3)	2	67	2	100	2	100	7	87.5
2 Moderate Risk (4-26)	1	33	0	0	0	0	1	12.5
3 High Risk (27-39)	0	0	0	0	0	0	0	0.0
Valid responses =	3	38	2	25	2	25	8	4.2

Invalid responses include no response.

SSISHALLUCINOGEN ASSIST SSIS HALLUCINOGENS SCORE

	Mean	Median	Std Dev	Min	Max
Cis Men	6.00	6.00	4.9	0	12
Cis Women	2.00	2.00	0	2	2
Trans/Gender Non-conforming	8.00	8.00	.	8	8
Overall	4.50	4.00	4.24	0	12

HALLUCINOGENRISK ASSIST Hallucinogen Risk

	Cis Men		Cis Women		Trans/Gender Non-conforming		Total	
	Freq.	Pct.	Freq.	Pct.	Freq.	Pct.	Freq.	Pct.
1 Low Risk (0-3)	1	25	2	100	0	0	4	50.0
2 Moderate Risk (4-26)	3	75	0	0	1	100	4	50.0
3 High Risk (27-39)	0	0	0	0	0	0	0	0.0
Valid responses =	4	50	2	25	1	13	8	4.2

Invalid responses include no response.

SSISHEROIN ASSIST SSIS HEROIN SCORE

	Mean	Median	Std Dev	Min	Max
Cis Men
Cis Women
Trans/Gender Non-conforming
Overall	0.00	0.00	.	0	0

HEROINRISK ASSIST Heroin Risk

	Cis Men		Cis Women		Trans/Gender Non-conforming		Total	
	Freq.	Pct.	Freq.	Pct.	Freq.	Pct.	Freq.	Pct.
1 Low Risk (0-3)	0	0	0	0	0	0	1	100.0
2 Moderate Risk (4-26)	0	0	0	0	0	0	0	0.0
3 High Risk (27-39)	0	0	0	0	0	0	0	0.0
Valid responses =	0	0	0	0	0	0	1	0.5

Invalid responses include no response.



AMERICAN COLLEGE HEALTH ASSOCIATION

American College Health Association-National College Health Assessment (ACHA-NCHA III)

Institutional Data Report - Spring 2022

American College Health Association

8455 Colesville Road, Suite 740

Silver Spring, MD 20910

(410) 859-1500

www.acha.org

UNIVERSITY OF ROCHESTER UNDERGRADUATE

April 27, 2022

FREQUENCY REPORT

Number of Surveys (n) = 189 Web Surveys

SSISRXOPIOID ASSIST SSIS ADJUSTED PRESCRIPTION OPIOID SCORE

	Mean	Median	Std Dev	Min	Max
Cis Men	0.00	0.00	0	0	0
Cis Women
Trans/Gender Non-conforming
Overall	0.00	0.00	0	0	0

RXOPIOIDRISK ASSIST Opioid Risk

	Cis Men		Cis Women		Trans/Gender Non-conforming		Total	
	Freq.	Pct.	Freq.	Pct.	Freq.	Pct.	Freq.	Pct.
1 Low Risk (0-3)	2	100	0	0	0	0	3	100.0
2 Moderate Risk (4-26)	0	0	0	0	0	0	0	0.0
3 High Risk (27-39)	0	0	0	0	0	0	0	0.0
Valid responses =	2	67	0	0	0	0	3	1.6

Invalid responses include no response.

SSISOTHER ASSIST SSIS OTHER DRUG SCORE

	Mean	Median	Std Dev	Min	Max
Cis Men	19.00	19.00	.	19	19
Cis Women
Trans/Gender Non-conforming
Overall	9.50	10.00	13.44	0	19

OTHERSSISRISK ASSIST Other Drug Risk

	Cis Men		Cis Women		Trans/Gender Non-conforming		Total	
	Freq.	Pct.	Freq.	Pct.	Freq.	Pct.	Freq.	Pct.
1 Low Risk (0-3)	0	0	0	0	0	0	1	50.0
2 Moderate Risk (4-26)	1	100	0	0	0	0	1	50.0
3 High Risk (27-39)	0	0	0	0	0	0	0	0.0
Valid responses =	1	50	0	0	0	0	2	1.1

Invalid responses include no response.

PATOTALMOD Total moderate activity minutes/week conversion

	Mean	Median	Std Dev	Min	Max
Cis Men	572.28	470.00	461.74	0	1640
Cis Women	476.04	310.00	531.03	0	2700
Trans/Gender Non-conforming	441.00	300.00	451.29	30	1740
Overall	502.44	360.00	502.62	0	2700

PAAERO Met Weekly PA Guideline for Aerobic Activity ONLY

	Cis Men		Cis Women		Trans/Gender Non-conforming		Total	
	Freq.	Pct.	Freq.	Pct.	Freq.	Pct.	Freq.	Pct.
1 No	14	23	36	33	4	27	55	29.7
2 Yes	47	77	72	67	11	73	130	70.3
Valid responses =	61	33	108	58	15	8	185	97.9

Invalid responses include no response.

PAGUIDE Met Weekly PA Guideline for Aerobic and Muscle-Strengthening Activity

	Cis Men		Cis Women		Trans/Gender Non-conforming		Total	
	Freq.	Pct.	Freq.	Pct.	Freq.	Pct.	Freq.	Pct.
1 No	23	38	64	59	9	60	97	52.4
2 Yes	38	62	44	41	6	40	88	47.6
Valid responses =	61	33	108	58	15	8	185	97.9

Invalid responses include no response.

HAPAGUIDE Met Weekly PA Guideline for HIGHLY ACTIVE Adults

	Cis Men		Cis Women		Trans/Gender Non-conforming		Total	
	Freq.	Pct.	Freq.	Pct.	Freq.	Pct.	Freq.	Pct.
1 No	26	43	71	66	9	60	107	57.8
2 Yes	35	57	37	34	6	40	78	42.2
Valid responses =	61	33	108	58	15	8	185	97.9

Invalid responses include no response.



QCOVID1 Have you ever had COVID-19 (the novel coronavirus disease)?

	Cis Men		Cis Women		Trans/Gender Non-conforming		Total	
	Freq.	Pct.	Freq.	Pct.	Freq.	Pct.	Freq.	Pct.
1 Yes	15	25	37	33	1	6	53	28.0
6 No	43	71	69	62	13	81	126	66.7
7 Unsure	3	5	5	5	2	13	10	5.3
Valid responses =	61	32	111	59	16	8	189	100.0

Invalid responses include no response.

QCOVID1A How severe were any symptoms that you experienced? (only includes students who selected Yes to ever having had COVID-19)

	Cis Men		Cis Women		Trans/Gender Non-conforming		Total	
	Freq.	Pct.	Freq.	Pct.	Freq.	Pct.	Freq.	Pct.
1 Severe (e.g., difficulty breathing or speaking, low blood pressure, high fever of 103 F (39.4 C or higher)	0	0	4	11	0	0	4	7.5
2 Moderate (e.g., some shortness of breath, cough, fever of 100.4 F (38 C) or higher)	8	53	17	46	0	0	25	47.2
3 Mild (e.g., cold-like symptoms)	4	27	10	27	1	100	15	28.3
4 No symptoms (asymptomatic)	3	20	6	16	0	0	9	17.0
Valid responses =	15	28	37	70	1	2	53	28.0

Invalid responses include no response.

QCOVID1B Were you hospitalized because of your COVID-19 symptoms? (only includes students who selected Yes to ever having had COVID-19)

	Cis Men		Cis Women		Trans/Gender Non-conforming		Total	
	Freq.	Pct.	Freq.	Pct.	Freq.	Pct.	Freq.	Pct.
1 Yes	0	0	1	3	0	0	1	1.9
2 No	15	100	36	97	1	100	52	98.1
Valid responses =	15	28	37	70	1	2	53	28.0

Invalid responses include no response.

QCOVID1C Did you/are you experiencing symptoms that have continued more than 4 weeks after your initial COVID-19 illness, and were not experienced before the illness? Examples include fatigue, brain fog, heart racing, headaches, or worsening mood. (only includes students who selected Yes to ever having COVID-19)

	Cis Men		Cis Women		Trans/Gender Non-conforming		Total	
	Freq.	Pct.	Freq.	Pct.	Freq.	Pct.	Freq.	Pct.
1 Yes	6	40	9	24.3	1	100	16	30.2
2 No	9	60	28	75.7	0	0	37	69.8
Valid responses =	15	28	37	70	1	2	53	28.0

Invalid responses include no response.

QCOVID2 Have you had a loved one, close family member, or friend die due to COVID-19?

	Cis Men		Cis Women		Trans/Gender Non-conforming		Total	
	Freq.	Pct.	Freq.	Pct.	Freq.	Pct.	Freq.	Pct.
1 Yes	4	7	12	11	3	19	19	10.1
2 No	57	93	99	89	13	81	170	89.9
Valid responses =	61	32	111	59	16	8	189	100.0

Invalid responses include no response.

QCOVID3 Do you have a loved one, close family member, or friend that has been dealing with long term effects (or a long recovery) following a COVID-19 illness?

	Cis Men		Cis Women		Trans/Gender Non-conforming		Total	
	Freq.	Pct.	Freq.	Pct.	Freq.	Pct.	Freq.	Pct.
1 Yes	12	20	20	18	4	25	36	19.0
2 No	49	80	91	82	12	75	153	81.0
Valid responses =	61	32	111	59	16	8	189	100.0

Invalid responses include no response.

QCOVID5 I believe that my campus has done enough to protect students from COVID-19.

	Cis Men		Cis Women		Trans/Gender Non-conforming		Total	
	Freq.	Pct.	Freq.	Pct.	Freq.	Pct.	Freq.	Pct.
1 Strongly disagree	3	5	4	4	1	6	8	4.2
2 Disagree	1	2	10	9	3	19	14	7.4
3 Neither disagree nor agree	17	28	18	16	4	25	39	20.6
4 Agree	29	48	63	57	6	38	99	52.4
5 Strongly agree	11	18	16	14	2	13	29	15.3
Valid responses =	61	32	111	59	16	8	189	100.0

Invalid responses include no response.



QCOVID6A I follow my campus policies related to COVID-19.

	Cis Men		Cis Women		Trans/Gender Non-conforming		Total	
	Freq.	Pct.	Freq.	Pct.	Freq.	Pct.	Freq.	Pct.
1 Strongly disagree	1	2	0	0	0	0	1	0.5
2 Disagree	2	3	3	3	1	6	6	3.2
3 Neither disagree nor agree	1	2	4	4	0	0	5	2.6
4 Agree	31	51	42	38	7	44	80	42.3
5 Strongly agree	26	43	62	56	8	50	97	51.3
6 N/A, my campus does not have policies related to COVID-19	0	0	0	0	0	0	0	0.0
Valid responses =	61	32	111	59	16	8	189	100.0

Invalid responses include no response.

QCOVID8 I believe that students at my school are taking precautions to protect one another from COVID-19.

	Cis Men		Cis Women		Trans/Gender Non-conforming		Total	
	Freq.	Pct.	Freq.	Pct.	Freq.	Pct.	Freq.	Pct.
1 Strongly disagree	2	3	6	5	0	0	8	4.2
2 Disagree	10	16	16	14	5	31	31	16.4
3 Neither disagree nor agree	17	28	36	32	4	25	58	30.7
4 Agree	28	46	49	44	5	31	82	43.4
5 Strongly agree	4	7	4	4	2	13	10	5.3
Valid responses =	61	32	111	59	16	8	189	100.0

Invalid responses include no response.

QCOVID13A Over the past 30 days, on average, how much have you been concerned with the following?

How long the COVID-19 pandemic will last

	Cis Men		Cis Women		Trans/Gender Non-conforming		Total	
	Freq.	Pct.	Freq.	Pct.	Freq.	Pct.	Freq.	Pct.
1 Not concerned at all	10	16	15	14	1	6	26	13.8
2 Slightly concerned	14	23	21	19	2	13	38	20.1
3 Moderately concerned	23	38	45	41	4	25	72	38.1
4 Very concerned	10	16	24	22	7	44	41	21.7
5 Extremely concerned	4	7	6	5	2	13	12	6.3
Valid responses =	61	32	111	59	16	8	189	100.0

Invalid responses include no response.

QCOVID13B Over the past 30 days, on average, how much have you been concerned with the following?

That you will get COVID-19 (only includes students who selected No or Unsure to having had COVID-19)

	Cis Men		Cis Women		Trans/Gender Non-conforming		Total	
	Freq.	Pct.	Freq.	Pct.	Freq.	Pct.	Freq.	Pct.
1 Not concerned at all	17	37	12	16	3	20	32	23.5
2 Slightly concerned	15	33	29	39	6	40	51	37.5
3 Moderately concerned	8	17	22	30	2	13	32	23.5
4 Very concerned	4	9	8	11	3	20	15	11.0
5 Extremely concerned	2	4	3	4	1	7	6	4.4
Valid responses =	46	34	74	54	15	11	136	72.0

Invalid responses include no response.

QCOVID13C Over the past 30 days, on average, how much have you been concerned with the following?

That you will get COVID-19 again (only includes students who selected Yes to having had COVID-19)

	Cis Men		Cis Women		Trans/Gender Non-conforming		Total	
	Freq.	Pct.	Freq.	Pct.	Freq.	Pct.	Freq.	Pct.
1 Not concerned at all	7	47	9	24	0	0	16	30.2
2 Slightly concerned	5	33	15	41	0	0	20	37.7
3 Moderately concerned	3	20	8	22	1	100	12	22.6
4 Very concerned	0	0	5	14	0	0	5	9.4
5 Extremely concerned	0	0	0	0	0	0	0	0.0
Valid responses =	15	28	37	70	1	2	53	28.0

Invalid responses include no response.

QCOVID13D Over the past 30 days, on average, how much have you been concerned with the following?

That someone you care about will get COVID-19

	Cis Men		Cis Women		Trans/Gender Non-conforming		Total	
	Freq.	Pct.	Freq.	Pct.	Freq.	Pct.	Freq.	Pct.
1 Not concerned at all	9	15	16	14	3	19	28	14.8
2 Slightly concerned	19	31	35	32	3	19	57	30.2
3 Moderately concerned	22	36	29	26	3	19	55	29.1
4 Very concerned	7	12	23	21	5	31	35	18.5
5 Extremely concerned	4	7	8	7	2	13	14	7.4
Valid responses =	61	32	111	59	16	8	189	100.0

Invalid responses include no response.



**QCOVID13E Over the past 30 days, on average, how much have you been concerned with the following?
That someone you care about will die from COVID-19**

	Cis Men		Cis Women		Trans/Gender Non-conforming		Total	
	Freq.	Pct.	Freq.	Pct.	Freq.	Pct.	Freq.	Pct.
1 Not concerned at all	28	46	43	39	6	38	77	40.7
2 Slightly concerned	17	28	33	30	3	19	54	28.6
3 Moderately concerned	6	10	17	15	1	6	24	12.7
4 Very concerned	5	8	10	9	3	19	18	9.5
5 Extremely concerned	5	8	8	7	3	19	16	8.5
Valid responses =	61	32	111	59	16	8	189	100.0

Invalid responses include no response.

**QCOVID13F Over the past 30 days, on average, how much have you been concerned with the following?
Not being able to spend time with people you care about**

	Cis Men		Cis Women		Trans/Gender Non-conforming		Total	
	Freq.	Pct.	Freq.	Pct.	Freq.	Pct.	Freq.	Pct.
1 Not concerned at all	16	26	23	21	3	19	43	22.8
2 Slightly concerned	12	20	23	21	4	25	39	20.6
3 Moderately concerned	18	30	28	25	3	19	49	25.9
4 Very concerned	11	18	23	21	2	13	36	19.0
5 Extremely concerned	4	7	14	13	4	25	22	11.6
Valid responses =	61	32	111	59	16	8	189	100.0

Invalid responses include no response.

**QCOVID13G Over the past 30 days, on average, how much have you been concerned with the following?
Uncertainty of the future**

	Cis Men		Cis Women		Trans/Gender Non-conforming		Total	
	Freq.	Pct.	Freq.	Pct.	Freq.	Pct.	Freq.	Pct.
1 Not concerned at all	4	7	8	7	1	6	13	6.9
2 Slightly concerned	11	18	15	14	3	19	29	15.3
3 Moderately concerned	13	21	31	28	3	19	48	25.4
4 Very concerned	16	26	27	24	3	19	46	24.3
5 Extremely concerned	17	28	30	27	6	38	53	28.0
Valid responses =	61	32	111	59	16	8	189	100.0

Invalid responses include no response.

QCOVID14 If you have received counseling or therapy (either in-person or by telehealth) in the past 12 months, how has your access to mental health care been affected by the COVID-19 pandemic? (only includes students who have received psychological or mental health services in the last 12 months)

	Cis Men		Cis Women		Trans/Gender Non-conforming		Total	
	Freq.	Pct.	Freq.	Pct.	Freq.	Pct.	Freq.	Pct.
1 Much more difficult or limited access	1	9	5	10	1	8	7	9.7
2 Somewhat more difficult or limited access	3	27	18	37	4	33	25	34.7
3 No significant change in access	5	46	13	27	4	33	22	30.6
4 Somewhat less difficult or limited access	1	9	6	12	1	8	8	11.1
5 Much less difficult or limited access	0	0	4	8	1	8	5	6.9
6 Don't know or not applicable (have not tried to access care since the pandemic began)	1	9	3	6	1	8	5	6.9
Valid responses =	11	0	49	68	12	17	72	38.1

Invalid responses include no response.

QCOVID15 As a result of the COVID-19 pandemic, have you experienced any discriminatory or hostile behavior due to your race/ethnicity (or what someone thought was your race/ethnicity)?

	Cis Men		Cis Women		Trans/Gender Non-conforming		Total	
	Freq.	Pct.	Freq.	Pct.	Freq.	Pct.	Freq.	Pct.
1 Yes	8	13	16	14	2	13	26	13.8
2 No	53	87	95	86	14	88	163	86.2
Valid responses =	61	32	111	59	16	8	189	100.0

Invalid responses include no response.

QCOVID16 As a result of the COVID-19 pandemic, have you witnessed (online exchanges or in-person) any discriminatory or hostile behavior or exchanges towards others due to their race/ethnicity (or what someone thought was their race/ethnicity)?

	Cis Men		Cis Women		Trans/Gender Non-conforming		Total	
	Freq.	Pct.	Freq.	Pct.	Freq.	Pct.	Freq.	Pct.
1 Yes	31	51	64	58	11	69	107	56.9
2 No	30	49	46	42	5	31	81	43.1
Valid responses =	61	32	110	59	16	9	188	99.5

Invalid responses include no response.



QCOVID17A How has your current financial situation been affected by the COVID-19 pandemic?

	Cis Men		Cis Women		Trans/Gender Non-conforming		Total	
	Freq.	Pct.	Freq.	Pct.	Freq.	Pct.	Freq.	Pct.
1 A lot more stressful	4	7	20	18	3	19	27	14.3
2 Somewhat more stressful	25	41	40	36	5	31	70	37.0
3 No significant change	32	53	50	45	8	50	91	48.1
4 Somewhat less stressful	0	0	1	1	0	0	1	0.5
5 A lot less stressful	0	0	0	0	0	0	0	0.0
Valid responses =	61	32	111	59	16	8	189	100.0

Invalid responses include no response.

QCOVID18A How has your current overall level of stress been impacted by the COVID-19 pandemic?

	Cis Men		Cis Women		Trans/Gender Non-conforming		Total	
	Freq.	Pct.	Freq.	Pct.	Freq.	Pct.	Freq.	Pct.
1 Significantly increased my level of stress	12	20	34	31	8	50	54	28.6
2 Somewhat increased my level of stress	42	69	60	54	5	31	108	57.1
3 No change in my level of stress	6	10	15	14	2	13	23	12.2
4 Somewhat decreased my level of stress	1	2	2	2	1	6	4	2.1
5 Significantly decreased my level of stress	0	0	0	0	0	0	0	0.0
Valid responses =	61	32	111	59	16	8	189	100.0

Invalid responses include no response.

QCOVID19B How would you describe your COVID-19 vaccination status (not including "boosters")?

	Cis Men		Cis Women		Trans/Gender Non-conforming		Total	
	Freq.	Pct.	Freq.	Pct.	Freq.	Pct.	Freq.	Pct.
1 Received all doses required to be fully vaccinated	59	97	110	99	15	94	185	97.9
2 Started the vaccination process, but need another dose	0	0	1	1	0	0	1	0.5
3 Will get vaccinated as soon as possible	1	2	0	0	0	0	1	0.5
4 Will only get vaccinated if required	0	0	0	0	1	6	1	0.5
5 Will not get vaccinated	1	2	0	0	0	0	1	0.5
Valid responses =	61	32	111	59	16	8	189	100.0

Invalid responses include no response.

QCOVID19C Have you had an additional or "booster" dose of a COVID-19 vaccine?

(only includes students who selected Yes to having received all the doses to be fully vaccinated against COVID-19)

	Cis Men		Cis Women		Trans/Gender Non-conforming		Total	
	Freq.	Pct.	Freq.	Pct.	Freq.	Pct.	Freq.	Pct.
1 Yes	56	95	107	97	15	100	179	96.8
2 I plan to get an additional or "booster" dose when I am eligible	0	0	2	2	0	0	2	1.1
3 I will only get an additional or "booster" dose if required	1	2	0	0	0	0	1	0.5
4 I am not sure if I will get an additional or "booster" dose	1	2	0	0	0	0	1	0.5
5 I will not get an additional or "booster" dose	1	2	1	1	0	0	2	1.1
Valid responses =	59	32	110	59	15	8	185	97.9

QCOVID23 Did you test positive for COVID-19 after you were fully vaccinated (2 weeks after your second dose in a 2-dose series, such as the Pfizer or Moderna vaccines, or 2 weeks after a single-dose vaccine, such as Johnson & Johnson's Janssen vaccine)?

(only includes students who selected Yes to having COVID-19 and received all the doses to be fully vaccinated against COVID-19)

	Cis Men		Cis Women		Trans/Gender Non-conforming		Total	
	Freq.	Pct.	Freq.	Pct.	Freq.	Pct.	Freq.	Pct.
1 Yes	11	79	25	68	1	100	37	71.2
2 No	3	21	12	32	0	0	15	28.8
Valid responses =	14	27	37	71	1	2	52	27.5

Invalid responses include no response.

QCOVID21 Were it not for the COVID-19 pandemic, I would prefer to take most of my classes:

(only includes students who are taking classes entirely online, or a mix of in-person and online classes)

	Cis Men		Cis Women		Trans/Gender Non-conforming		Total	
	Freq.	Pct.	Freq.	Pct.	Freq.	Pct.	Freq.	Pct.
1 In-person	2	67	13	81	3	100	18	81.8
2 Online	1	33	3	19	0	0	4	18.2
Valid responses =	3	14	16	73	3	14	22	11.6

Invalid responses include no response.

References

¹ Connor KM, Davidson JTR. Development of a new resilience scale: The Connor-Davidson Resilience Scale (CDRISC). Depression and Anxiety. 2003; 18:76-82.



87) In the past 12 months, how often have you engaged in any kind of meditation practice?

	Cis Men		Cis Women		Trans/Gender Non-conforming		Total	
	Freq.	Pct.	Freq.	Pct.	Freq.	Pct.	Freq.	Pct.
1 Daily	4	6.6	2	1.8	2	12.5	8	4.2
2 At least weekly	5	8.2	9	8.1	1	6.3	15	7.9
3 Once or twice a month	6	9.8	12	10.8	3	18.8	21	11.1
4 Several times a year	8	13.1	15	13.5	2	12.5	25	13.2
5 Never	38	62.3	73	65.8	8	50	120	63.5
Valid responses =	61	32	111	59	16	8	189	100.0

Invalid responses include no response.

88A) As a result of your meditation practice, did you experience: Increased ability to manage stress?

	Cis Men		Cis Women		Trans/Gender Non-conforming		Total	
	Freq.	Pct.	Freq.	Pct.	Freq.	Pct.	Freq.	Pct.
1 Strongly agree	3	20	3	13	2	33.3	8	18.2
2 Agree	3	20	5	21.7	1	16.7	9	20.5
3 Slightly agree	6	40	10	43.5	0	0	16	36.4
4 Neither agree or disagree	2	13.3	4	17.4	2	33.3	8	18.2
5 Slightly disagree	1	6.7	0	0	0	0	1	2.3
6 Disagree	0	0	1	4.3	0	0	1	2.3
7 Strongly disagree	0	0	0	0	1	16.7	1	2.3
Valid responses =	15	34	23	52	6	14	44	23.3

Invalid responses include no response.

88B) As a result of your meditation practice, did you experience: Improvement in your academic performance?

	Cis Men		Cis Women		Trans/Gender Non-conforming		Total	
	Freq.	Pct.	Freq.	Pct.	Freq.	Pct.	Freq.	Pct.
1 Strongly agree	2	13.3	1	4.3	1	16.7	4	9.1
2 Agree	3	20	2	8.7	1	16.7	6	13.6
3 Slightly agree	3	20	6	26.1	0	0	9	20.5
4 Neither agree or disagree	5	33.3	13	56.5	3	50	21	47.7
5 Slightly disagree	2	13.3	0	0	0	0	2	4.5
6 Disagree	0	0	1	4.3	0	0	1	2.3
7 Strongly disagree	0	0	0	0	1	16.7	1	2.3
Valid responses =	15	34	23	52	6	14	44	23.3

Invalid responses include no response.

88C) As a result of your meditation practice, did you experience: Reduction in symptoms of anxiety and / or depression?

	Cis Men		Cis Women		Trans/Gender Non-conforming		Total	
	Freq.	Pct.	Freq.	Pct.	Freq.	Pct.	Freq.	Pct.
1 Strongly agree	3	20	2	8.7	2	33.3	7	15.9
2 Agree	3	20	10	43.5	1	16.7	14	31.8
3 Slightly agree	5	33.3	7	30.4	0	0	12	27.3
4 Neither agree or disagree	3	20	4	17.4	1	16.7	8	18.2
5 Slightly disagree	1	6.7	0	0	1	16.7	2	4.5
6 Disagree	0	0	0	0	0	0	0	0
7 Strongly disagree	0	0	0	0	1	16.7	1	2.3
Valid responses =	15	34	23	52	6	14	44	23.3

Invalid responses include no response.

89) Which school are you affiliated with?

	Cis Men		Cis Women		Trans/Gender Non-conforming		Total	
	Freq.	Pct.	Freq.	Pct.	Freq.	Pct.	Freq.	Pct.
1 School of Arts, Sciences, and Engineering Undergraduate	1	1.2	2	1.7	0	0	3	1.4
2 School of Arts, Sciences, and Engineering Graduate	33	40.7	32	26.4	6	60	73	33.8
3 Eastman School of Music Undergraduate	0	0	0	0	0	0	0	0
4 Eastman School of Music Graduate	3	3.7	9	7.4	0	0	13	6
5 School of Medicine and Dentistry	26	32.1	37	30.6	2	20	66	30.6
6 School of Nursing Graduate	1	1.2	2	1.7	0	0	3	1.4
7 School of Nursing Undergraduate	0	0	0	0	0	0	0	0
8 Simon Business School	14	17.3	22	18.2	2	20	38	17.6
9 Warner School of Education	3	3.7	17	14	0	0	20	9.3
Valid responses =	61	32	111	59	16	8	189	100.0

Invalid responses include no response.