


# Print Your Own Banner



## You Will Need

- 6 sheets of 8.5" x 11" (letter) paper
- Printer
- Scissors
- Hole punch
- 7 feet of ribbon or string



## Instructions

1. Print the next six pages of this PDF at 100% size, single-sided.
2. Cut each sheet in half.
3. Cut along the dotted lines.
4. Punch holes where indicated.
5. Weave string through the holes.
6. Hang for your grad to enjoy!



C



L





A

S



S





O F





2

O





2

5

