

Online Housing Application, Room Selection & Dining Plan Instructions 2018-19



Table of Contents

Overview	2
Important Dates	3
Network Information	3
Login ID and Password	3
Help Information	3
Eligibility	3
Financial Clearance	3
On Campus Housing Requirements	4
Selecting Alone	4
Selecting as a Group	4
Mutual Requests	4
Lottery Days and Times	4
Kinds of Housing	5
On-line Application Process	6
Room Selection Process	11
Dining Plan Selection	16
URos Selection	17
Special Interest Housing, Academic Living Centers and Greek Group process	18
RA/CA process	22
D'Lion and Freshman Fellow Process	26
RA/CA Roommate process	30
Room Designation Form (suites and apartments only)	34
Information about Different Housing Areas	35

Online Housing Application, Room Selection & Dining Plan Instructions

2018-19

Each eligible student will receive a packet with a Housing and Dining Contract booklet, “Getting Started” instructions, dining plan pricing information and a calendar of important dates. Important: Please check the label on the envelope to confirm your correct class year. If you have questions about your class year, please check with the Office for Residential Life and Housing Services.

Overview of the Housing and Dining selection process

There are actually three steps to the housing and dining selection process. The first step is to complete an on-line housing application. The second step is to select a room on-line. And the final step is to select a meal plan on-line.

You must be financially clear to submit an application. If you are not, you will not be able to submit an application.

The room selection process is still based on class year seniority. There are selection days and times during the week of April 16 – 19, 8am to 6pm. Rising seniors will receive the earliest days and times to select their room, followed by rising juniors and then by rising sophomores. Within class year, days and times are randomly assigned. Every student who submits a housing application will have a selection day and time assigned. This will be available on the student's Residential Life and Housing Services Student Homepage on April 13th.

Students will have access to all housing types at the time they select their room – depending on remaining availability and roommate designations. The general rule of thumb is that you must have the right number of students to fill the room type that you want to select – you must have six students to fill a six person suite, four students to fill a four person apartment or suite, three students to fill a deKiewiet 3-bedroom apartment, etc. Exceptions are made for students who aren't able to select a single – they can select a double and a roommate will be assigned.

Integral to the selection process is the ability to designate roommates, suitemates and apartment mates during the application submission. Each student will designate the other students they are interested in living with. There must be a mutual roommate request in place for each student – once they have selected you as a roommate, you will see a note that the mutual request is confirmed. If you are planning to select a single, you will not designate roommates. Please note: if a friend is not financially clear, they cannot submit an application and you cannot select them as a roommate. Be sure everyone in your group/pairing is financially clear.

Once the room selection process is underway, students who have decided they want to live together need to determine who among them has the best selection day and time. The student with the earliest day and time will be able to look at remaining available spaces and pull all confirmed students into the housing space selected. For example, Student A has a selection time of Wednesday, at 4:02pm. Students B, C, D, E and F are all confirmed roommates. At 4:02, Student A logs in and checks 6 person suite availability in Anderson Tower. Student A selects Anderson 410 and assigns them self to a specific room and each remaining roommate is then randomly assigned by the system to the spaces in the suite. Each of the 6 students will receive confirmation of the building and room and will be prompted to go on-line to select a meal plan appropriate to the building. Since a room has already been selected on their behalf, students B, C, D, E and F will not need to select during their own lottery time. A form will be emailed to students who select suites and apartments that will allow specific rooms to be designated. It will also be available on the Residential Life website.

Calendar of Important Dates

Mar. 20-21 RA, CA, D'Lion and Freshmen Fellow applications due – complete at Residential Life Office

March 23 On-line contract submission begins

April 3 SIH, Academic Living Center & Greek member lists due to Reslife

April 4 Lottery Workshop – 4 – 5pm, Friel Lounge (SBAH)

April 6 Deadline for all SIH, Fraternity Quad House and Greek students to submit on-line contracts

April 11 Contract deadline—on-line submission process closes 5 pm

April 13 Selection dates and times can be found on Residential webhousing homepage

April 16-19 On-line Room Selection (8am—6pm Monday – Thursday)

April 23 First Day to submit Room Change requests

May 4 last day to complete Dining contract online – thereafter, \$50 late fee for submission

Network information

If you are trying to login from off campus and study abroad, **you will need to secure a VPN**. If you haven't already set up VPN access with Duo two-factor authentication, see the link below to begin the process. Follow the instruction in this link <https://tech.rochester.edu/remote-access-vpn-tutorials/>

Location of web application: <https://webhousing.ur.rochester.edu/webpatron>

Recommended Browsers: Explorer, Firefox – DO NOT USE SAFARI OR CHROME

The application processes ***does not work on smart phones – tablets and laptops OK***

Login Information: Login ID = **student ID number**, Password = **student ID number**

Help Information: Call 585-275-3166 if you are having difficulties accessing the Residential Life and Housing Homepage, email Residential Life at housinglottery@reslife.rochester.edu

Dashed lines under items – hover and additional information appears.

Don't use back arrows

Rules

Eligibility for Housing: Only students with class years of 2018, 2019, 2020, 2021 and 2022 are eligible for housing. ***Take 5, e5 (formerly KEY) and other fifth year program or need students are not eligible for housing.***

Financial Clearance: Students with financial holds are not eligible to participate in the room selection process. Notices will be emailed to students with holds during the week of March 19th. Students have until April 11th to clear their accounts. The online application process will flag and bar any student with a financial hold from submitting an application. If you try to submit an application and you are not financially clear, you will receive this message:

- **NOT FINANCIALLY CLEAR (Click here for more information)**

COPY

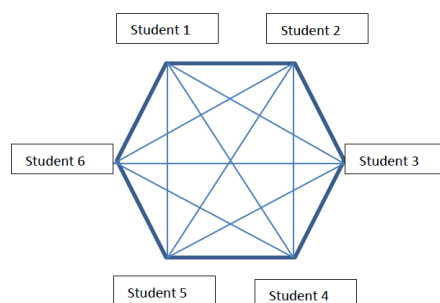
: You have not applied.

On Campus Requirement for first-year students and sophomores: Students in classes 2021 and 2022 are required to live on campus unless living at home with parents or a close relative. The Office for Residential Life will only consider exceptions in the case of a medical recommendation or severe financial hardship. Check with the Office for Residential Life and Housing Services for more on the appeal process.

Selecting Alone: Students entering alone may select either a single or a double.

Selecting as a Group: You must have the correct number of roommates, apartment mates or suitemates to fill suites, apartments and center doubles. You must mutually request each other.

Mutual requests: If you wish to live together in any of doubles, suites, apartments or center doubles, you must mutually request each other. If you fail to do this, you may not get to live together.



Lottery Day and Time: Every student who submits a housing application will receive a selection day and time (***posted on the Webhousing homepage on April 13th***). For those selecting alone, login and select your room at the appointed day and time. For those selecting as groups for rooms, suites and apartments, the student with the best selection day and time should select the housing for the group. All students in the group will be pulled for that housing. The “option to select” starts at the appointed time and remains open until the student selects.

Juniors and Seniors Only: Riverview, Brooks Crossing and Maisonettes

Doubles, Doubles in Suites and Center Doubles can be coed on coed floors. See Gender Inclusive housing policy and contract housing@reslife.rochester.edu for details on how to manage this during the room selection process.

Room, Suite and Apartment Options (by the number of students)

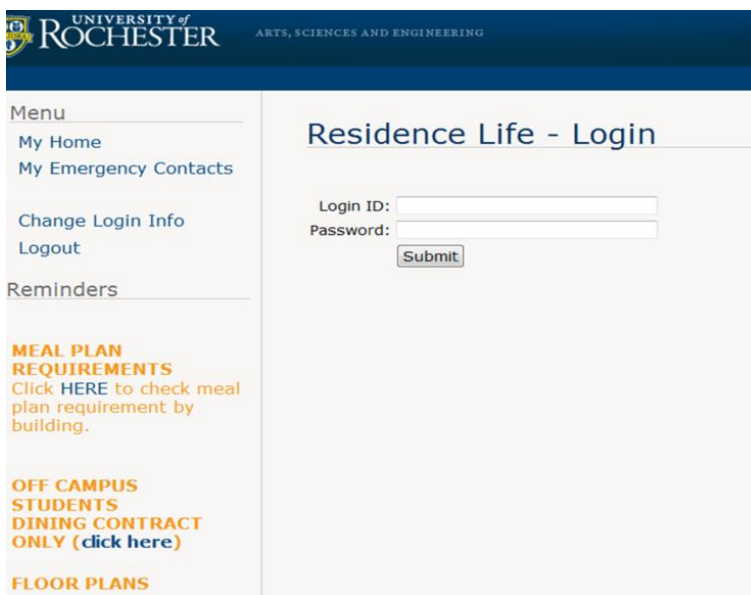
<i>1 person options</i>	<i>2 people options</i>	<i>3 people options</i>	<i>4 people options</i>	<i>6 people options</i>
Burton Single	Burton Double	deKiewiet 3 person Apt	Anderson Center Double	Anderson 6 suite
Burton Double	Crosby Double	Valentine 3 person Apt	Wilder Center Double	Wilder 6 suite
Crosby Single	Lovejoy Double	Riverview A (only 1)	O'Brien Center Double	Chambers 6 suite
Crosby Double	Anderson Double next to RA	Riverview B (only 1)	Chambers 4 suite (only 1)	Fairchild 6 suite
Lovejoy Single	Wilder Double next to RA	Brooks Crossing	Kendrick 4 suite (only 1)	Gale 6 suite
Lovejoy Double	O'Brien Double		Munro 4 suite (only 1)	Kendrick 6 suite
O'Brien Single	Anderson Apt for 2		Slater 4 suite (only 1)	Munro 6 suite
O'Brien Double	Wilder Apt for 2		Riverview A	Slater 6 suite
Anderson Double (next to RA)	deKiewiet 2 Person Apt		Riverview B	
Wilder Double (next to RA)	Valentine 2 Person Apt		Riverview C	
deKiewiet Single in RA apt	Maisonettes		Riverview G	
Valentine Single	Riverview A		Brooks Crossing	
Valentine Single in RA apt	Riverview B			
Maisonette Single in RA apt	Riverview D			
Brooks Crossing	Riverview E			
Chambers, Gale	Riverview G			
Munro	Brooks Crossing			

<p style="text-align: center;">Remember – Riverview, Brooks Crossing and Maisonettes are for Juniors and Seniors only</p>
--

How to begin the on-line application process

Beginning March 23rd, eligible students must go to the Residential Life and Housing Services Student Homepage at <https://webhousing.ur.rochester.edu/webpatron> to begin the process.

Use your student ID number for **both the login ID and password**.



The screenshot shows the University of Rochester's Residence Life - Login page. The header includes the University of Rochester logo and the text "ARTS, SCIENCES AND ENGINEERING". The page is divided into two main sections. On the left, there is a "Menu" with links for "My Home", "My Emergency Contacts", "Change Login Info", and "Logout". Below the menu is a "Reminders" section with three items: "MEAL PLAN REQUIREMENTS" (with a link to check meal plan requirements), "OFF CAMPUS STUDENTS DINING CONTRACT ONLY (click here)", and "FLOOR PLANS". On the right, the "Residence Life - Login" section contains a "Login ID:" field, a "Password:" field, and a "Submit" button.

1. Select "Undergraduate Housing Application". Click on it.



The screenshot shows the Residential Life and Housing Services Student Homepage. The header includes the text "Residential Life and Housing Services Student Homepage" and "test15 t. test15". Below the header, there is a section titled "Select a contract type for Academic Year 2018-19 (Fall 2018)". Under this section, there is a bullet point for "UNDERGRADUATE HOUSING APPLICATION" with the text ": You have not applied."

2. Read Contract Conditions and click on I agree.



The screenshot shows the Contract Conditions page. The header includes the text "Contract Conditions" and "test15 t. test15". Below the header, there is a section titled "Please read the terms and conditions of the housing contract." followed by the text "By clicking agree, you have read the contract conditions and will abide by the conditions of the housing contract and other rules and regulations of the University of Rochester." At the bottom, there is a link to "Go to Residential Life and Housing website for terms and conditions" and two buttons: "I Do Not Agree" and "I Agree".

Select **I Agree**.

3. Personal information:

Personal Information
test15 t. test15 > Contract Conditions

Please check your personal information below and contact the Office for Residential Life and Housing Services if any item needs to be changed.

Personal Information

Last Name: test15
First Name: test15
Middle Name: test15
Nickname: Stef

Student ID: 99999999
Class Year: 2019
Gender: Male
Birthdate: 3/16/1977

Street: TEST
City: TEST
State: TE
Country: TEST
Zip: TEST

* Email address:

Home telephone:
Cell Phone:

[Next >](#)

Please be sure to submit an email address that you check daily so that you receive follow up information related to room and meal plan selection.

You may also view or edit emergency contact information by clicking on [HERE](#) in the pink box. This will take you to a separate page. To return to the main part of the application process, close the Emergency Contacts tab. **Click on Next >**

4. Preferences:

You must fill this out even if you plan on living by yourself.

Preferences
test15 t. test15 > Personal Information

REQUIRED INFORMATION
This must be completed by every student regardless of whether you intend to have a roommate or not.

Current status questions

* Continuing Full-Time River Campus undergraduate Yes ▾
* Returning from Study Abroad Yes ▾
* Returning from Internship Yes ▾
* Returning from Inactive status Yes ▾

Personal information

* Are you substance free? Yes ▾
* Are you a smoker? No ▾
* Select your preference Prefer to live with nonsmoker ▾
* What is your age? 17-18 ▾
* What are your personal hours? Early to bed, early to rise ▾
* What your in-room study habits? Multitasker ▾
* Do you like socializing in the halls? Room use varies ▾
* What is your approach to cleanliness? Messy ▾

[Next >](#)

- You can't move forward without filling this out. Click on Next.

Preferences (Continued)

test15 t. test15 > Preferences

* **D'Lions or Freshmen Fellow:** No ▾

* **Special Interest Housing:** No ▾

* **RA/CA:** No ▾

* **RA/CA apartment mate:** No ▾

Next >

For students who are participating in the regular room selection, all these preferences should be marked as **NO**. **Click on Next.** (Confirmed participants in Special interest housing, D'Lions, Freshman Fellows, RAs and CAs, and RA/CA roommates should refer to specific information distributed under separate cover or later sections of this document).

5. Contract Options

Contract Options

test15 t. test15 > Preferences (Continued)

Regular contract

I want the option of selecting from all housing options and plan to live on campus (Regular lottery, Special Interest Housing, RA/CA, D'Lions, Freshmen Fellow, RA/CA roommates).

Special Limited Contract

I only want to live in Riverview or Brooks Crossing. I understand I will only see Riverview and Brooks Crossing option in lottery. If I am not able to select in Riverview or Brooks Crossing, I no longer want to live on campus.

* **Contract options:** Regular contract ▾

Next >

Most students will select the **Regular contract**. This allows students to submit a contract for all housing options on campus and the other options noted.

If you are a junior or senior, select Special Limited Contract if you **only** want to live in Riverview or Brooks Crossing and don't want to live anyplace on River Campus—you want to live OFF CAMPUS if you aren't able to select in Brooks Crossing or Riverview. Residential Life will release you from your contract obligation. **Select Regular Contract** if you want to live in Brooks Crossing and Riverview but if you can't select there, you still want to be able to select something on River Campus. Contract remains in effect.

Select contract option and then **click on Next**.

6. Roommate, Suitemate and Apartment Mates:

Roommates Selection

test15 t. test15 > Contract Options

Click on "select" for each desired roommate (up to 5 roommates). In the pop up, you must enter at least 2 characters for the first name and the last name in order to display students.

First Roommate [not selected] [select](#)

Second Roommate [not selected] [select](#)

Third Roommate [not selected] [select](#)

Fourth Roommate [not selected] [select](#)

Fifth Roommate [not selected] [select](#)

[Next >](#)

To select a roommate(s), click on select. Enter at least 3 characters of the first and last name. Search.

Roommates Selection

test15 t. test15 > Contract Options

Click on "select" for each desired roommate (up to 5 roommates). In the pop up, you must enter at least 2 characters for the first name and the last name in order to display students.

First Roommate test10 test101 [\[unconfirmed\]](#) [select](#)

[not selected] [select](#)

Second Roommate

First Name:

Last Name:

[Search](#)

Third Roommate [not selected] [select](#)

Fourth Roommate [not selected] [select](#)

Fifth Roommate [not selected] [select](#)

[Next >](#)

Roommates will appear as **unconfirmed** until each of them submits an application and requests you as a roommate.

Once they have done so, **confirmed** appears next to each student name.

To delete a roommate: If you have selected someone as a roommate but change your mind, click on Select and then click on the Delete button.

Once you have selected all your roommates, **Click on Next >**

7. Housing Application Signature:

Housing Application Signature

test15 t. test15 > Contract Conditions > Roommates Selection

Once you click agree, the application/contract is complete and officially submitted.

Click on I agree

Application Complete

test15 t. test15

Your housing application is now complete. A copy of this submission will be sent to your email address. Please save and print out a copy for your records.

Your Housing Application is now complete. Click on MY HOME (upper left corner) to return to the main page. Note that your completed application was submitted.

Note that your completed application was submitted. If you wish to check status of your roommates, click on the **red "Check Status of roommates"**. If they are unconfirmed, reach out to them to complete the process.

Your selection day and time posted on this home page late on April13th.

Residential Life and Housing Services Student Homepage

test15 t. test15

Select a contract type for Academic Year 2018-19 (Fall 2018)

- **UNDERGRADUATE HOUSING APPLICATION**
 - : You submitted a complete application on 2/26/2018 3:40 PM.
 - **CHECK STATUS OF ROOMMATES OR CHANGE ROOMMATES**
 - **SINGLES AND DOUBLES SELECTION (BURTON, CROSBY, O'BRIEN, LOVEJOY, WILDER, ANDERSON, VALENTINE, DE KIEWIET)**
from 4/16/2018 to 4/19/2018
 - **SINGLES AND DOUBLES AVAILABILITY (FOR BROWSING ONLY, NOT FOR ROOM SELECTION)**
(ends at 4/19/2018)
 - **CENTER DOUBLES SELECTION - 4 STUDENTS, ALL THE SAME GENDER (ANDERSON, WILDER, O'BRIEN)**
from 4/16/2018 to 4/19/2018
 - **CENTER DOUBLES AVAILABILITY (FOR BROWSING ONLY, NOT FOR ROOM SELECTION)**
(ends at 4/19/2018)
 - **SUITES AND APARTMENTS SELECTION(DE KIEWIET, HILL COURT, ANDERSON, WILDER, VALENTINE, RIVERVIEW, BROOKS CROSSING, MAISONNETTES)**
from 4/16/2018 to 4/19/2018
 - **SUITES AND APARTMENTS AVAILABILITY (FOR BROWSING ONLY, NOT FOR ROOM SELECTION)**
(ends at 4/19/2018)

Room Selection Process

On the appointed day and time, login to the Residential Life and Housing Services Student Homepage.

REMEMBER - Items in **RED** are for browsing only. **Items in BLUE are for actual selection**

Residential Life and Housing Services Student Homepage

test15 t. test15

Select a contract type for Academic Year 2018-19 (Fall 2018)

- **UNDERGRADUATE HOUSING APPLICATION**
 - : You submitted a complete application on 2/26/2018 3:40 PM.
 - **CHECK STATUS OF ROOMMATES OR CHANGE ROOMMATES**
 - **SINGLES AND DOUBLES SELECTION (BURTON, CROSBY, O'BRIEN, LOVEJOY, WILDER, ANDERSON, VALENTINE, DE KIEWIET)**
(ends at 4/19/2018)
 - **SINGLES AND DOUBLES AVAILABILITY (FOR BROWSING ONLY, NOT FOR ROOM SELECTION)**
(ends at 4/19/2018)
 - **CENTER DOUBLES SELECTION - 4 STUDENTS, ALL THE SAME GENDER (ANDERSON, WILDER, O'BRIEN)**
(ends at 4/19/2018)
 - **CENTER DOUBLES AVAILABILITY (FOR BROWSING ONLY, NOT FOR ROOM SELECTION)**
(ends at 4/19/2018)
 - **SUITES AND APARTMENTS SELECTION(DE KIEWIET, HILL COURT, ANDERSON, WILDER, VALENTINE, RIVERVIEW, BROOKS CROSSING, MAISONETTES)**
(ends at 4/19/2018)
 - **SUITES AND APARTMENTS AVAILABILITY (FOR BROWSING ONLY, NOT FOR ROOM SELECTION)**
(ends at 4/19/2018)

Select by clicking on the grouping that contains the housing type you wish to live in.

e.g. If you want to live in an apartment or suite, select **SUITES AND APARTMENTS SELECTION.**

e.g. If you want to live in a single or double room, select **SINGLES AND DOUBLES SELECTION**

e.g. If you want to live in a Center Double, select **CENTER DOUBLE SELECTION**

By clicking on **CENTER DOUBLES AVAILABILITY, SUITES AND APARTMENTS AVAILABILITY OR SINGLES AND DOUBLES AVAILABILITY** you will be able to see a running list of available rooms.

Housing Selection: Singles and Doubles

Housing Selection, Singles and Doubles

test15 t. test15

You are not currently assigned to a room in this term.

Students selecting alone may select a single room or a double room. If selecting a double room you may choose an empty double or a double already occupied by one person. If you select an empty double room, at some point in the room selection process another student will fill the vacancy in the room.

If selecting as a group of 2, click on the roommate to include in search.

Select a facility.

Select a room type if you want only that room type results.

Requested Roommates

- ☒ Include test12 test12
- ☐ Include test13 test13
- ☐ Include test14 test14

* Facility

Students selecting alone may select either a single or double room and do not need to designate a roommate.

Students selecting as a group of 2 must click on the requested roommate. **You must mark with a check (✓) who is included for the room.**

Select the facility (building) you would like to live in. There is no comprehensive list of all buildings – you must check by building.

Select the room type.

Click on **Search**

Housing Selection: Apartment or Suite

The screenshot shows the 'Housing Selection, Apartment or Suite' web form. The header includes the University of Rochester logo and 'ARTS, SCIENCES AND ENGINEERING'. A left sidebar contains navigation links: 'Menu' (My Home, My Emergency Contacts), 'Change Login Info', 'Logout', 'Reminders', 'MEAL PLAN REQUIREMENTS' (with a link to check meal plan requirements), 'OFF CAMPUS STUDENTS DINING CONTRACT ONLY (click here)', and 'FLOOR PLANS' (with a link to access building floor plans). The main content area is titled 'Housing Selection, Apartment or Suite' and shows the user 'test13 t. test13'. It states: 'You are not currently assigned to a room in this term.' and 'Remember, this is a room selection for groups. If you are going to search for a room without selecting at least one suitemate, the system will not return results.' Below this, it says: 'Select the correct number of suitemates you will need for your desired housing type. Example: for a 3 room apartment/suite you must select 2 roommates/suitemates.' Then, it asks to 'Select a facility.' and shows a 'Requested Roommates' section with five checkboxes: 'Include test10 test10 test10' (checked), 'Include test11 test11 test11', 'Include test12 test12 test12', 'Include test14 test14 test14', and 'Include test15 test15 test15'. Below this is a '* Facility' dropdown menu with a 'Search' button. The dropdown list includes: ANDERSON, CHAMBERS, DE KIEWIET, FAIRCHILD, GALE, KENDRICK, MAISONNETTES, MUNRO, RIVERVIEW A, RIVERVIEW B, RIVERVIEW C, RIVERVIEW D, RIVERVIEW E, SLATER, VALENTINE, and WILDER.

You must mark with a check (✓) who is to be included the group.

Select the facility (building) you would like to live in. There is no comprehensive list of all buildings – you must check by building.

Click on Search.

In the case of apartments and suites, the selecting student will select the room within the apartment or suite for themselves and their roommates/apartment mates will be randomly assigned in the apartment or suite. Students will see a confirmation of their housing assignment selection once a choice has been made. Each student will also receive an email with their room assignment. In the case of apartments and suites where students will be assigned randomly within the suite or apartment, students will receive an email with a room designation sheet if the rooms assigned by the computer do not work for the group. You can go to the Residential Life website and print off a Room Designation Sheet as well.

(<http://www.rochester.edu/reslife/upperclass/lottery.html>) for specific placements within apartments and suites. Submit this form to the Office for Residential Life and Housing Services by May 4th.

Housing Selection: Center Doubles

Housing Selection, Center Doubles

You are not currently assigned to a room in this term.

Center Doubles requires four students all of the same gender.

Click on three roommates to include in search.

Select a facility.

Requested Roommates

- ☒ Include test12 test12 test12
- ☒ Include test14 test14 test14
- ☒ Include test15 test15 test15

* Building

You must have 4 students of the same gender to select a Center Double.

You must **check** (✓) the 3 students to include in your group

Select the facility (building) you would like to live in. **Click on Search**

Results of a Search

The results of the search will first be displayed by floor and room number.

Room Search Results - Page 1

test15 t. test15 > [Select Room](#)

Room Search in progress...

Click on the room you would like to select

[<< Previous Page](#) | [Next Page >>](#) [Return to Search Criteria](#)

Name	Occupants	Open Spaces	Type
BURTON 009	0	2	D
BURTON 011	0	2	D
BURTON 020	0	2	D
BURTON 022	0	2	D
BURTON 026	0	2	D
BURTON 103	0	2	D
BURTON 105	0	2	D
BURTON 108	0	2	D
BURTON 110	0	2	D
BURTON 112	0	2	D
BURTON 205	0	2	D
BURTON 207	0	2	D
BURTON 211	0	2	D
BURTON 213	0	2	D
BURTON 223	0	2	D
BURTON 225	0	2	D
BURTON 229	0	2	D
BURTON 231	0	2	D

Click on the room you want to select.

Housing Selection Details

[test15 t. test15](#) > Room Search Results

If you wish to select this room, click on "SELECT THIS ROOM".

If you wish to return to the room search results, click "ROOM SEARCH RESULTS" above.

Room Details for BURTON 009

	Room	Type
Select This Room	BURTON 009	D

This is what the confirmations will look like:

Housing Selection, Singles and Doubles

[test15 t. test15](#)

Your chosen room is being reserved, please wait...

You have successfully chosen a new room!

You are currently assigned to: [BURTON 009](#)

If you would like to review and submit the contract for your selected assignment, please click on the link below:

- **DINING SERVICES AGREEMENT/CONTRACT**

Housing Selection, Center Doubles

[test15 t. test15](#)

You are currently assigned to: [ANDERSON 260](#)

Once you select a room you cannot change your room online. Contact the Office of Residence Life to request a room change.

You will see this screen once you have selected a room. ***You will also receive an email confirmation.***

Go back to **MY HOME** to select a dining plan.

Dining Plan Selection

To select a dining plan, click on the **DINING SERVICES AGREEMENT/CONTRACT**.

Residential Life and Housing Services Student Homepage

test15 t. test15

Select a contract type for Academic Year 2018-19 (Fall 2018)

- **UNDERGRADUATE HOUSING APPLICATION**

: You submitted a complete application on 2/26/2018 3:40 PM.

◦ Room: BURTON 105 (8/24/2018 - 12/22/2018)

- **DINING SERVICES AGREEMENT/CONTRACT**

Choose Your Meal Plan

Meal plans are tied to residence hall buildings. Only those meal plans that are available for the selected building will be displayed.

You must select a meal plan. Even if you plan to appeal the meal plan, you must select a plan now. Dining Services will not accept an appeal unless a meal plan has been selected. Appeals can be made through the Customer Service Center in SBA (ID Office). Note: the prices are per semester.

Choose Your Meal Plan

test15 t. test15

In order to complete the housing selection process, you must select a meal plan. Appeals will be handled after the housing/dining lottery is complete.

Click on your selected plan, then click "I AGREE" to complete the meal selection process.

This contract is binding for the entire 2018-2019 academic year.

	Plan	Meals	Meal Plan Price	Total Contract Price
Choose Meliora Unlimited Pass Plan	Meliora Unlimited Pass Plan		\$3,211.00	\$3,211.00
Choose Blue Unlimited Pass Plan	Blue Unlimited Pass Plan		\$3,081.00	\$3,081.00
Choose 125 Pass Plan	125 Pass Plan		\$2,822.00	\$2,822.00
Choose Option D Dining Declining	Option D Dining Declining		\$1,141.00	\$1,141.00
Choose Option B Dining Declining	Option B Dining Declining		\$2,822.00	\$2,822.00
Choose Option A Dining Declining	Option A Dining Declining		\$3,081.00	\$3,081.00
Choose 150 Pass Plan	150 Pass Plan		\$3,081.00	\$3,081.00
Choose Option C Dining Declining	Option C Dining Declining		\$2,406.00	\$2,406.00
I Do Not Agree				

Click on the selected meal plan.

Select UROS – Flexible Spending.

Use the arrow and drop down menu to select UROS Account deposit.

Choose Your Meal Plan

test15 t. test15 > Choose Your Meal Plan

Please read the "Residential Life and Dining Services Contract Conditions"

Meal plan name: Option A Dining Declining

UROS – FLEXIBLE SPENDING account deposit

* **UROS Account Deposit:**

The UROS deposit is a per semester deposit and will automatically renew for the spring semester.

[Next >](#)

Click on NEXT>

Dining Contract Signature.

Dining Contract Signature

test15 t. test15 > Choose Your Meal Plan > Choose Your Meal Plan

I have reviewed my meal plan choice and have read and understand the Terms & Conditions.

[I Do Not Agree](#)

[I Agree](#)

Select I agree.

Meal Plan Complete

test15 t. test15

Meal plan contract complete.

This message will appear when the meal plan contract is complete. An email will also be sent.

YOU HAVE NOW COMPLETED THE HOUSING AND DINING SELECTION PROCESS FOR 2017-18.

Residential Life and Housing Services Student Homepage

test15 t. test15

Select a contract type for Academic Year 2018-19 (Fall 2018)

- UNDERGRADUATE HOUSING APPLICATION**
 - You submitted a complete application on 2/26/2018 3:40 PM.
 - Room: BURTON 105 (8/24/2018 - 12/22/2018)
- DINING SERVICES AGREEMENT/CONTRACT**
 - was accepted on 2/26/2018 3:54:32 PM

Special Interest Housing, Quad Houses and Greek Housing

1. Go on-line to complete the housing application/contract process between March 23 – April 6 from your computer.
2. Your group will submit a formal assignment list to the Office for Residential Life by April 3. Residential Life will make room assignments April 9 & 10.
3. Once the assignment has been made, you will receive an email confirming your housing assignment. Please return to the website to select a dining plan.

Completing the on-line Housing application process.

★ If you are trying to login from off campus and study abroad, **you will need to secure a VPN**. If you haven't already set up VPN access with Duo two-factor authentication, see the link below to begin the process. Follow the instruction in this link <https://tech.rochester.edu/remote-access-vpn-tutorials/>

1. Go to <https://webhousing.ur.rochester.edu/webpatron>
Login ID = student ID number

Password = student ID number



The screenshot shows the University of Rochester's Residence Life Login page. The header features the University of Rochester logo and the text "ARTS, SCIENCES AND ENGINEERING". The page is divided into two main sections. On the left is a "Menu" with links: "My Home", "My Emergency Contacts", "Change Login Info", and "Logout". Below the menu is a "Reminders" section with three items: "MEAL PLAN REQUIREMENTS" (with a link to check requirements by building), "OFF CAMPUS STUDENTS DINING CONTRACT ONLY (click here)", and "FLOOR PLANS". The right section is titled "Residence Life - Login" and contains a login form with fields for "Login ID:" and "Password:", and a "Submit" button.

Enter required information and click on Submit

2. Select “Undergraduate Housing Application” by clicking on the blue application

Residential Life and Housing Services Student Homepage
test15 t. test15

Select a contract type for Academic Year 2018-19 (Fall 2018)

- **UNDERGRADUATE HOUSING APPLICATION**
: You have not applied.

3. Read Contract Conditions and click on “I agree”

Contract Conditions
test14 t. test14

Please read the terms and conditions of the housing contract.

By clicking agree, you have read the contract conditions and will abide by the conditions of the housing contract and other rules and regulations of the University of Rochester.

Go to Residential Life and Housing website for [terms and conditions](#)

4. Check personal information, Enter an Email Address that you check regularly.

Personal Information
test15 t. test15 > Contract Conditions

Please check your personal information below and contact the Office for Residential Life and Housing Services if any item needs to be changed.

Personal Information

Last Name: test15
First Name: test15
Middle Name: test15
Nickname: Stef

Student ID: 99999999
Class Year: 2019
Gender: Male
Birthdate: 3/16/1977

Street: TEST
City: TEST
State: TE
Country: TEST
Zip: TEST

* Email address:

Home telephone:
Cell Phone:

Click on Next.

5. Preferences – Everyone needs to fill this out.

Preferences
test14 t. test14 > Personal Information

REQUIRED INFORMATION
 This must be completed by every student regardless of whether you intend to have a roommate or not.

Current status questions

- * Continuing Full-Time River Campus undergraduate Yes ▾
- * Returning from Study Abroad No ▾
- * Returning from Internship No ▾
- * Returning from Inactive status No ▾

Personal information

- * Are you substance free? Yes ▾
- * Are you a smoker? No ▾
- * Select your preference Prefer to live with nonsmoker ▾
- * What is your age? Over 24 ▾
- * What are your personal hours? Early to bed, early to rise ▾
- * What your in-room study habits? Multitasker ▾
- * Do you like socializing in the halls? Room is a social hub ▾
- * What is your approach to cleanliness? Casual ▾

Next >

- You can't move forward without filling this out. Click on Next.

Preferences (Continued)
test15 t. test15 > Preferences

- * D'Lions or Freshmen Fellow: No ▾
- * Special Interest Housing: Alpha Delta Phi ▾
- * RA/CA: No ▾
- * RA/CA apartment mate: No ▾

Next >

- In the section "Special Interest Housing", click on the arrow and select your group. Click on Next.

6. Contract Options - Select Regular Contract. Click on Next.

Contract Options
test14 t. test14 > Preferences (Continued)

Regular contract
I want the option of selecting from all housing options and plan to live on campus (Regular lottery, Special Interest Housing, RA/CA, D'Lions, Freshmen Fellow, RA/CA roommates).

Special Limited Contract
I only want to live in Riverview or Brooks Crossing. I understand I will only see Riverview and Brooks Crossing option in lottery. If I am not able to select in Riverview or Brooks Crossing, I no longer want to live on campus.

- * Contract options: Regular contract ▾

Next >

7. Roommate selection

Roommates Selection

[test15 t. test15](#) > [Contract Options](#)

You have selected a special interest housing. You do not need to select any roommates.

[Next >](#)

8. Housing Application Signature – Click on Agree

Housing Application Signature

[test14 t. test14](#) > [Contract Conditions](#) > [Roommates Selection](#)

Once you click agree, the application/contract is complete and officially submitted.

[I Do Not Agree](#)

[I Agree](#)

9. Application Complete. You will receive an email confirming the housing application is complete.

Application Complete

[test14 t. test14](#)

Your housing application is now complete. A copy of this submission will be sent to your email address. Please save and print out a copy for your records.

You will receive an email confirmation shortly. Your actual assignment to your group's housing will be made by the Office for Residential Life and Housing Services based on the official housing list submitted by your group. Once you receive the email confirming your housing assignment, you will need to log in to the Student homepage to select a meal plan.

RA and CA Housing Application/Contract Submission

1. Go on-line to complete the housing application/contract process between March 20 – 21 from your computer.
2. To select your room, you must come to the Office for Residential Life, 020 Gates wing, SBA March –20 - 21, 9 am – 5 pm. ***Be sure to bring your RA/CA signed contract with you.***


Completing the on-line Housing application process.

★ If you are trying to login from off campus and study abroad, **you will need to secure a VPN**. If you haven't already set up VPN access with Duo two-factor authentication, see the link below to begin the process. Follow the instruction in this link <https://tech.rochester.edu/remote-access-vpn-tutorials/>

1. Go to <https://webhousing.ur.rochester.edu/webpatron>

Login ID = student ID number

Password = student ID number



Enter required information and click on Submit.

2. Select **“Undergraduate Housing Application”** by clicking on the application.

Residential Life and Housing Services Student Homepage

test15 t. test15

Select a contract type for Academic Year 2018-19 (Fall 2018)

- **UNDERGRADUATE HOUSING APPLICATION**

: You have not applied.

3. Read Contract Conditions and click on I agree.

Contract Conditions

test14 t. test14

Please read the terms and conditions of the housing contract.

By clicking agree, you have read the contract conditions and will abide by the conditions of the housing contract and other rules and regulations of the University of Rochester.

Go to Residential Life and Housing website for [terms and conditions](#)

4. Check personal information, enter an Email Address that you check regularly. Click on Next.

Personal Information

test15 t. test15 > Contract Conditions

Please check your personal information below and contact the Office for Residential Life and Housing Services if any item needs to be changed.

Personal Information

Last Name: test15

First Name: test15

Middle Name: test15

Nickname: Stef

Student ID: 99999999

Class Year: 2019

Gender: Male

Birthdate: 3/16/1977

Street: TEST

City: TEST

State: TE

Country: TEST

Zip: TEST

* Email address:

Home telephone:

Cell Phone:

5. Preferences – Everyone needs to fill this out.

Preferences
test14 t. test14 > Personal Information

REQUIRED INFORMATION
This must be completed by every student regardless of whether you intend to have a roommate or not.

Current status questions

- * Continuing Full-Time River Campus undergraduate Yes ▾
- * Returning from Study Abroad No ▾
- * Returning from Internship No ▾
- * Returning from Inactive status No ▾

Personal information

- * Are you substance free? Yes ▾
- * Are you a smoker? No ▾
- * Select your preference Prefer to live with nonsmoker ▾
- * What is your age? Over 24 ▾
- * What are your personal hours? Early to bed, early to rise ▾
- * What your in-room study habits? Multitasker ▾
- * Do you like socializing in the halls? Room is a social hub ▾
- * What is your approach to cleanliness? Casual ▾

Next >

- You can't move forward without filling this out. Click on Next

Preferences (Continued)
test15 t. test15 > Preferences

- * D'Lions or Freshmen Fellow: No ▾
- * Special Interest Housing: No ▾
- * RA/CA: Yes ▾
- * RA/CA apartment mate: No ▾

Next >

- In the section "RA/CA", click on the arrow and select **YES**. Click on Next.

6. Contract Options – Select **Regular Contract**, Click on Next.

Contract Options
test14 t. test14 > Preferences (Continued)

Regular contract
I want the option of selecting from all housing options and plan to live on campus (Regular lottery, Special Interest Housing, RA/CA, D'Lions, Freshmen Fellow, RA/CA roommates).

Special Limited Contract
I only want to live in Riverview or Brooks Crossing. I understand I will only see Riverview and Brooks Crossing option in lottery. If I am not able to select in Riverview or Brooks Crossing, I no longer want to live on campus.

- * Contract options: Regular contract ▾

Next >

7. Roommate Selection –

Roommates Selection

test15 t. test15 > Contract Options

You have selected RA/CA option. You do not need to select any roommates.

Next >

For those RAs and CAs with apartments, apartment mates will file this information directly.

8. Housing Application Signature – Click on Agree

Housing Application Signature

test14 t. test14 > Contract Conditions > Roommates Selection

Once you click agree, the application/contract is complete and officially submitted.

9. Application Complete. You will receive an email confirming the housing application is complete.

Application Complete

test14 t. test14

Your housing application is now complete. A copy of this submission will be sent to your email address. Please save and print out a copy for your records.

You must come to the Office for Residential Life, 020 Gates wing, SBA March 20 - 21, 9am – 5pm to select your room/complete the assignment process.

D'Lion and Freshman Fellow Housing Application/Contract Submission

1. Go on-line to complete the housing application/contract process between March 20 - 21 from your computer.
2. To select your room, you must come to the Office for Residential Life, 020 Gates wing, SBA March 20 - 21, 9 am – 5 pm. **Be sure to bring your signed D'Lion or Freshman Fellow contract.**

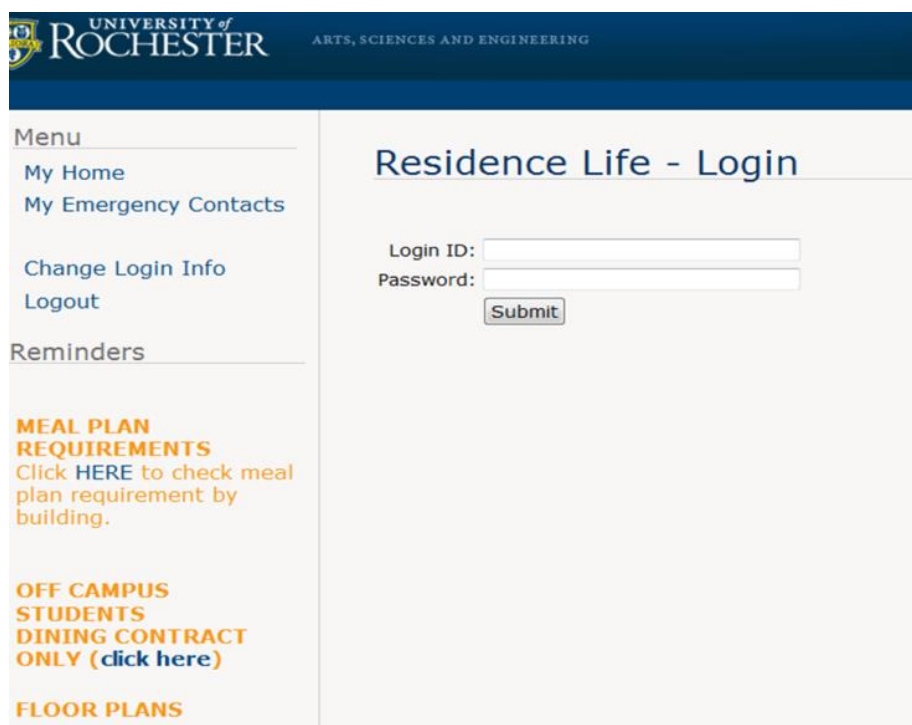
Completing the on-line Housing application process.

★ If you are trying to login from off campus and study abroad, **you will need to secure a VPN**. If you haven't already set up VPN access with Duo two-factor authentication, see the link below to begin the process. Follow the instruction in this link <https://tech.rochester.edu/remote-access-vpn-tutorials/>

1. Go to <https://webhousing.ur.rochester.edu/webpatron>

Login ID = student ID number

Password = student ID number



The screenshot shows the University of Rochester's Residence Life Login page. The header features the University of Rochester logo and the text "ARTS, SCIENCES AND ENGINEERING". The page is divided into two main sections. On the left, there is a "Menu" with links: "My Home", "My Emergency Contacts", "Change Login Info", and "Logout". Below the menu is a "Reminders" section with three items: "MEAL PLAN REQUIREMENTS" (with a link to check requirements), "OFF CAMPUS STUDENTS DINING CONTRACT ONLY (click here)", and "FLOOR PLANS". On the right, the "Residence Life - Login" section contains a login form with fields for "Login ID:" and "Password:", and a "Submit" button.

Enter required information and click on Submit.

2. Select **"Undergraduate Housing Application"** by clicking on the application.

Residential Life and Housing Services Student Homepage

test15 t. test15

Select a contract type for Academic Year 2018-19 (Fall 2018)

- **UNDERGRADUATE HOUSING APPLICATION**

: You have not applied.

3. Read Contract Conditions and click on I agree.

Contract Conditions

test14 t. test14

Please read the terms and conditions of the housing contract.

By clicking agree, you have read the contract conditions and will abide by the conditions of the housing contract and other rules and regulations of the University of Rochester.

Go to Residential Life and Housing website for [terms and conditions](#)

4. Check personal information, Enter an Email Address that you check regularly. Click on Next.

Personal Information

test15 t. test15 > Contract Conditions

Please check your personal information below and contact the Office for Residential Life and Housing Services if any item needs to be changed.

Personal Information

Last Name: test15

First Name: test15

Middle Name: test15

Nickname: Stef

Student ID: 99999999

Class Year: 2019

Gender: Male

Birthdate: 3/16/1977

Street: TEST

City: TEST

State: TE

Country: TEST

Zip: TEST

* Email address:

Home telephone:

Cell Phone:

5. Preferences – Everyone needs to fill this out.

The screenshot shows the 'Preferences' form for user 'test14 t. test14'. The breadcrumb trail is 'test14 t. test14 > Personal Information'. A pink box labeled 'REQUIRED INFORMATION' states: 'This must be completed by every student regardless of whether you intend to have a roommate or not.' The 'Current status questions' section includes: 'Continuing Full-Time River Campus undergraduate' (Yes), 'Returning from Study Abroad' (No), 'Returning from Internship' (No), and 'Returning from Inactive status' (No). The 'Personal information' section includes: 'Are you substance free?' (Yes), 'Are you a smoker?' (No), 'Select your preference' (Prefer to live with nonsmoker), 'What is your age?' (Over 24), 'What are your personal hours?' (Early to bed, early to rise), 'What your in-room study habits?' (Multitasker), 'Do you like socializing in the halls?' (Room is a social hub), and 'What is your approach to cleanliness?' (Casual). A 'Next >' button is at the bottom.

- You can't move forward without filling this out. Click on Next.

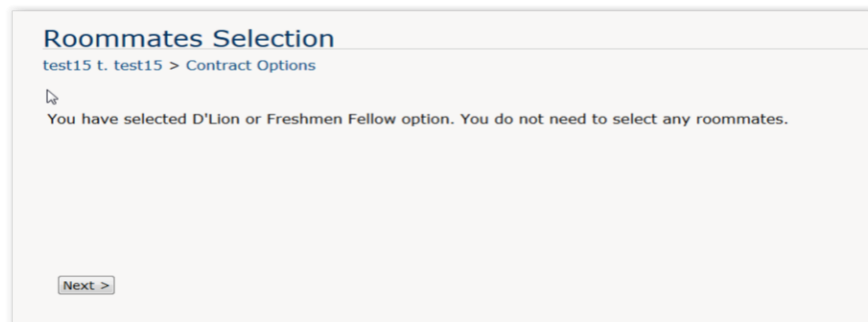
The screenshot shows the 'Preferences (Continued)' form for user 'test15 t. test15'. The breadcrumb trail is 'test15 t. test15 > Preferences'. The form includes: 'D'Lions or Freshmen Fellow' (D'Lions), 'Special Interest Housing' (No), 'RA/CA' (No), and 'RA/CA apartment mate' (No). A 'Next >' button is at the bottom.

- In the section “*D’Lions or Freshmen Fellow*”, click on the arrow and select **D’Lion** or **Freshmen Fellow**. Click on Next.

6. Contract Options – **Select Regular Contract** – Click on Next.

The screenshot shows the 'Contract Options' form for user 'test14 t. test14'. The breadcrumb trail is 'test14 t. test14 > Preferences (Continued)'. The 'Regular contract' section explains the option to select from all housing options and plan to live on campus (Regular lottery, Special Interest Housing, RA/CA, D'Lions, Freshmen Fellow, RA/CA roommates). The 'Special Limited Contract' section explains the option to only live in Riverview or Brooks Crossing. The 'Contract options' dropdown is set to 'Regular contract'. A 'Next >' button is at the bottom.

7. Roommate Selection –



Roommates Selection
test15 t. test15 > Contract Options

You have selected D'Lion or Freshmen Fellow option. You do not need to select any roommates.

Next >

Freshman Fellows and some D'lions are in single rooms, thus do not need to designate roommates. For those D'Lions with roommates, each roommate will select the same room in final steps of the process (see #9 below).

8. Housing Application Signature – Click on agree.

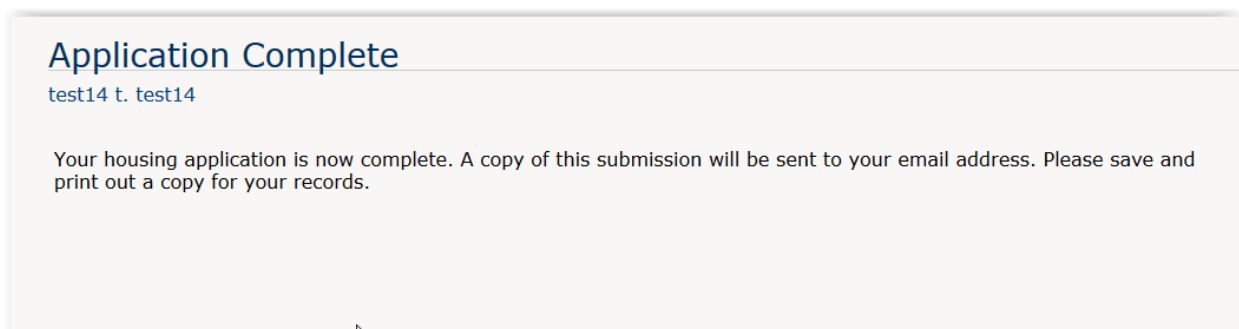


Housing Application Signature
test14 t. test14 > Contract Conditions > Roommates Selection

Once you click agree, the application/contract is complete and officially submitted.

I Do Not Agree
I Agree

9. Application Complete. You will receive an email confirming the housing application is complete.



Application Complete
test14 t. test14

Your housing application is now complete. A copy of this submission will be sent to your email address. Please save and print out a copy for your records.

You must come to the Office for Residential Life, 020 Gates wing, SBA March 20 - 21, 9am – 5pm to select your room/complete the assignment process.

RA/CA Roommate Housing Application/Contract Submission

1. Go on-line to complete the housing application/contract process between March 23 – April 11 from your computer.
2. Indicate the RA or CA that you plan to live with on the preferences page.

Residential Life will complete the assignment process by placing you with the correct RA or CA.

Completing the on-line Housing application process.

★ If you are trying to login from off campus and study abroad, **you will need to secure a VPN**. If you haven't already set up VPN access with Duo two-factor authentication, see the link below to begin the process. Follow the instruction in this link <https://tech.rochester.edu/remote-access-vpn-tutorials/>

1. Go to <https://webhousing.ur.rochester.edu/webpatron>

Login ID = student ID number

Password = student ID number



Enter required information and click on Submit

2. Select **"Undergraduate Housing Application"** by clicking on the application.

Residential Life and Housing Services Student Homepage

test15 t. test15

Select a contract type for Academic Year 2018-19 (Fall 2018)

- **UNDERGRADUATE HOUSING APPLICATION**

: You have not applied.

3. Read Contract Conditions and click on I agree

Contract Conditions

test14 t. test14

Please read the terms and conditions of the housing contract.

By clicking agree, you have read the contract conditions and will abide by the conditions of the housing contract and other rules and regulations of the University of Rochester.

Go to Residential Life and Housing website for [terms and conditions](#)

4. Check personal information, enter an Email Address that you check regularly. Click on Next.

Personal Information

test15 t. test15 > Contract Conditions

Please check your personal information below and contact the Office for Residential Life and Housing Services if any item needs to be changed.

Personal Information

Last Name: test15
First Name: test15
Middle Name: test15
Nickname: Stef

Student ID: 99999999
Class Year: 2019
Gender: Male
Birthdate: 3/16/1977

Street: TEST
City: TEST
State: TE
Country: TEST
Zip: TEST

* Email address:

Home telephone:
Cell Phone:

5. Preferences – Everyone needs to fill this out.

Preferences
test14 t. test14 > Personal Information

REQUIRED INFORMATION
This must be completed by every student regardless of whether you intend to have a roommate or not.

Current status questions

- * Continuing Full-Time River Campus undergraduate Yes ▾
- * Returning from Study Abroad No ▾
- * Returning from Internship No ▾
- * Returning from Inactive status No ▾

Personal information

- * Are you substance free? Yes ▾
- * Are you a smoker? No ▾
- * Select your preference: Prefer to live with nonsmoker ▾
- * What is your age? Over 24 ▾
- * What are your personal hours? Early to bed, early to rise ▾
- * What your in-room study habits? Multitasker ▾
- * Do you like socializing in the halls? Room is a social hub ▾
- * What is your approach to cleanliness? Casual ▾

Next >

- You can't move forward without filling this out. Click on Next

Preferences (Continued)
test15 t. test15 > Preferences

- * D'Lions or Freshmen Fellow: No ▾
- * Special Interest Housing: No ▾
- * RA/CA: No ▾
- * RA/CA apartment mate: Yes ▾

Next >

- In the section "RA/CA apartment mate", click on arrow and select YES. Click on Next.

6. Contract Options – Select **Regular Contract**, Click on Next.

Contract Options
test14 t. test14 > Preferences (Continued)

Regular contract

I want the option of selecting from all housing options and plan to live on campus (Regular lottery, Special Interest Housing, RA/CA, D'Lions, Freshmen Fellow, RA/CA roommates).

Special Limited Contract

I only want to live in Riverview or Brooks Crossing. I understand I will only see Riverview and Brooks Crossing option in lottery. If I am not able to select in Riverview or Brooks Crossing, I no longer want to live on campus.

- * Contract options: Regular contract ▾

Next >

7. Roommate Selection –

Roommates Selection

test15 t. test15 > Contract Options

You have selected "RA/CA apartment mate" option.

* What's the RA/CA's name?

Next >

Enter the name of the RA or CA you will be living with. Click on Next.

8. Housing Application Signature – Click on Agree

Housing Application Signature

test14 t. test14 > Contract Conditions > Roommates Selection

Once you click agree, the application/contract is complete and officially submitted.

9. Application Complete. You will receive an email confirming the housing application is complete. Residential Life will assign you as the apartment mate with your preferred RA/CA. You will then receive an email with the actual building and room assignment. You will then need to log back into the student homepage and select a meal plan.

Application Complete

test14 t. test14

Your housing application is now complete. A copy of this submission will be sent to your email address. Please save and print out a copy for your records.

Room Designation Form

Suites and Apartments

In the housing selection process, the student who selects the apartment or suite will be able to select the specific room they want to be in. All the rest of the students in the apartment or suite will be assigned randomly by the housing lottery software. If the room assignments are fine, there is no need to submit this form.

However, if students want to be assigned to specific rooms in a suite or apartment, this form must be completed and returned to the Office for Residential Life and Housing Services by Friday, May 4th.

Please be sure to indicate building and apartment/suite number. Each student's name must be printed and a signature obtained so that we can confirm that everyone is in agreement with the proposed changes. Residential Life will then make the actual room switches.

Remember: this form is due to Residential Life and Housing Services, 020 Gates Wing, SBA by Friday, May 4th.

BUILDING _____

APARTMENT OR SUITE # _____

ROOM NO. NAME (PLEASE PRINT)

SIGNATURE

Information about the Different Housing Areas

Southside – deKiewiet and Valentine– Apartment Style Living

- deKiewiet and Valentine cost less than the River Campus rate (~\$400 per year less)
- laundry in basements
- Southside Market in deKiewiet basement
- Service desk in Valentine
- Apartments 350 and 850 appear as 3 bedroom apartments but the 3rd bedroom is used as a ResNet closet.
- The “1” room in the 3 room apartments has a built in closet and is considered a large room
- The “2” room in the 3 room apartments has a free standing wardrobe and is considered by students to be the largest room in the apartment.
- The “3” room is the smallest room in the apartment – but it’s still a single!
- In the 2 room apartments, both rooms are approximately the same size.
- Shuttle bus transportation – Blue Line, or Silver Line from Park Lot

Southside – Maisonettes – Apartment Style Living

- Only juniors and seniors are eligible.
- The cost is the standard River Campus rate.
- Each apartment has two bedroom with a full kitchen, full bathroom, and semi-furnished living room.
- The “1” is the larger of the two rooms.
- Residents have access to Valentine and deKiewiet for laundry, service desk, and Southside Market
- Shuttle bus transportation – Blue Line, or Silver Line from Park Lot

Jackson Court – Anderson and Wilder Halls – suite style and center doubles

- Special interesting housing (Greek and Non-Greek) in both Towers
- Floors 2-9 have a shared kitchen
- Most suites have 4 singles and 1 double.
- 460 and 760 are a mini – apartment with a living room and a double room (both beds MUST stay in this shared bedroom) and a private bathroom,
- Center doubles (two rooms share a bathroom; MUST be same sex)
- Area service desk is located in O’Brien Hall
- Bathrooms renovated Anderson (2017) and Wilder (Summer 2018)
- First floor in each building contains a building lounge and several reservable spaces for student meetings and studying.

Jackson Court - O’Brien Hall - Corridor style living with singles and doubles, center doubles

- Rooms are carpeted
- AC units in each room
- Singles, Doubles
- Center doubles (two rooms share a bathroom; MUST be same sex)
- Some medical singles with private baths
- Single user all-gender bathrooms on each floor
- Reservable spaces available on the first floor for classes, activities, meetings
- Area service desk is located in O’Brien Hall

Quad – Crosby, Burton, Lovejoy– Corridor style living

- Crosby, Burton – singles and doubles have sinks in each room, no kitchen facilities, laundry on ground floor
- Lovejoy – a few singles and mostly doubles – shared kitchen facility on each floor, laundry on ground floor.

Riverview – six residential buildings: A, B, C, D, E, and G – Apartment living

- Only juniors and seniors are eligible
- Buildings A, B, G – have both 2 bedroom and 4 bedroom apartments in each building. ONE bathroom has a stall shower while the other bathrooms have tubs
- C – four bedroom apartments only; in each apartment ONE bathroom has a stall only while the other bathrooms have tubs
- D, E – 2 bedroom apartments; all bathrooms have tubs
- F is a community building with a full catering kitchen and reservable event space
- The cost is higher than the River Campus rate but you can be on the lowest meal plan
- Laundry services in each building
- Shuttle bus transportation – Gold Line – pickup in front of Building C

Brooks Crossing – Apartment living

- Only juniors and seniors are eligible
- There are 1, 2, 3 and 4 bedroom apartments. All bedrooms have their own bath. Every apartment has a living room and kitchen with refrigerator, microwave, stove and dishwasher.
- The cost is higher than the River Campus rate but you can be on the lowest meal plan.
- The one bedroom apartments will cost more.
- Laundry services in the building.
- Shuttle bus transportation – Gold Line

Hill Court – Chambers, Fairchild, Gale, Kendrick, Munro, Slater – Suite style living

- Cost is the River Campus rate
- Laundry in tunnels under Fairchild and Munro
- Common spaces reservable in the tunnels (including two kitchens)
- Special interest housing in Fairchild, Gale, Kendrick, Munro
- Chambers and Gale have kitchenettes
- All suites on 2nd floors have 4 singles and a double rooms. Suites on 1st, 3rd and 4th floors are all 6 singles
- Fairchild 032 suite – enters from the tunnel level but IS above ground! Lovely suite with 3 double rooms
- Fourth floors of all buildings are lofts, except Slater 436 has no loft because of building mechanicals
- Chambers 111, 114, Gale 141, 144, and Munro 111, 114 will be entered as single suites – each has a bedroom, bathroom, living room and kitchenette. These will cost more.