



UNIVERSITY of
ROCHESTER



Off-Campus News...

October 2018

In this issue:

- Off Campus Housing Office
- Party Smart
- Tenant's Rights
- Safety-Fire
- Important Information
- Upcoming Events

This Fall, enjoy the cool weather and the changing of the seasons by participating in the many outdoor activities and events on and off campus!

Rochester has many wonderful opportunities to be outside, such as apple picking, farm markets, corn mazes, farm activities, Fall hiking, pumpkin patches, and Fall Festivals. (See the event calendar on the last page for a few ideas)

Every Fall, the city is blanketed with leaves from approximately 70,000 public trees located along the city streets and in City Parks and Cemeteries. The City offers three methods of leaf collection:

- Loose leaf collection: residents may rake leaves into loose piles between the sidewalks and the curb (NOT into the street)) before the Monday of your scheduled pickup week. The [At Your Service Guide](#) from the City of Rochester contains the schedule for leaf pick-up. Check with your landlord to see if you are responsible for raking your leaves. Live outside the city-check the town website for pick-up dates and again, check with your landlord to see if you are responsible for raking.
- Refuse collection: residents may place bagged leaves at the curb for pick up on their regular refuse collection day.
- Drop-off: residents may drop off loose leave to the Materials Give Back Site to be composted. (see the At your Service Guide for more info)

Have a great October!

Rebecca Orton

Off Campus Housing Coordinator

HAPPY FALL
y'all!

Off-Campus Housing Program



(585) 275-1081



offcampus@reslife.rochester.edu



University of Rochester Off
Campus Living Program

SPONSORED BY

NEIGHBORHOOD AMBASSADORS

OFF

CAMPUS 101

SAT, OCT 20TH

STOP BY ANYTIME 1PM-3PM

HAVENS LOUNGE, WILSON COMMONS

FREE PIZZA & COOKIES!

ABOUT THIS EVENT

JOIN US THIS SATURDAY AS WE DISCUSS WHERE TO FIND OFF-CAMPOUS HOUSING; WHAT TO DO WHEN YOU LEAVE FOR BREAK; HOW TO AVOID LANDLORD SCAMS; AND MORE. PROSPECTIVE AND CURRENT OFF-CAMPUS STUDENTS WELLOCME!

offcampus@reslife.rochester.edu



Party Smart

“Ultimately, partying smart is always a good idea to keep out of trouble with the University, your neighbors, and the law.”

One of the biggest concerns of the permanent residents in the neighborhoods surrounding the University are the increased concentrations of student residents and their fondness of having large gatherings to socialize with their friends. Throwing a successful “Neighbor Friendly Party”:

- keep the party to a reasonable size
- know your guests and only allow people you know and trust into your home
- avoid parties during the week
- follow the Noise Ordinance: noise should not be audible beyond your property line between 10pm and 8am
- keep the party inside with windows and doors closed
- don't serve underage guests
- provide non-alcoholic drinks and snacks so those who can't or don't want to drink can enjoy themselves
- discourage drinking games-they can get loud and dangerous
- don't let your guests leave with a drink in their hand
- ensure that your guests don't drink and drive
- be respectful and cooperate if the police investigate-remember, when you live off campus, you will be visited by the Rochester Police Department—not University Public Safety

Consequences for Violations:

- Public Urination-falls under “exposure of a person,” could be punishable with up to 15 days in jail for multiple offenses. And it's disgusting and disrespectful.
- Public Intoxication-falls under “disorderly conduct,” in some instances a person is arrested under the Mental Hygiene Law and taken to the hospital. Punished similarly to public urination.
- Driving While Intoxicated (DWI) is a misdemeanor in NY for the first offense. The second offense is a felony. Both can be punishable by jail time, loss of license, probation, and/or fines.
- Serving alcohol to someone underage is a misdemeanor in NY, could be punishable with up to a year in jail.
- Possession of marijuana starts out as a violation and could be punishable with up to 15 days in jail.
- Violation of the Noise Ordinance start with a \$200 fine and doubles for each instance thereafter.



Halloween...

Also known as All

Hallows' Eve, is

celebrated on October

31st, the eve of All Saints'

Day. It is commonly

celebrated by children

who dress in costume and






solicit candy or other

treats door to door.



Have Fun and Stay Safe This Halloween

“Kids” of all ages loves to celebrate Halloween. But, no matter where you are, fun and safety should be keywords to keep in mind. Here are a few tips to make your Halloween a positive experience:

-  Create a theme for your gathering. Make sure to tell your guests in advance what the theme will be.
-  Have prizes for best costume, scariest costume, best couple costume, etc...
-  Play games like apple bobbing, candy corn guessing, etc...
-  Create a fun atmosphere by replacing a regular light bulb with an orange one.
-  Create special Halloween snacks, such as:
 - [Monster Toes](#)
 - [Black Halloween Punch](#)

Being a Good Neighbor...



No matter where you choose to live, chances are, you will have neighbors. Keep in mind that the way you maintain your home and your lifestyle will affect those around you. There are increased expectations and responsibilities that come with living in a neighborhood. It is important to familiarize yourself with your responsibilities as a citizen

and neighbor, with the University's expectations of you as an off-campus student, and with various local laws and resources that will assist you in living off campus. Good neighbors make life more positive. A good neighbor shows respect for the property, for the neighborhood, and for those living nearby. Working together as neighbors will improve the quality of life for all.

Below are some tips on Being a Good Neighbor...

- Meet your neighbors-get to know them. Be respectful of lifestyles that may be different than your own. Forming a relationship with your neighbors will encourage them to talk to you about an issue before consulting with authorities. Know the names and phone numbers of the residents immediately adjacent to your property.
- Noise is a common complaint. Noise should not be audible beyond your property line between 10pm and 8am (City's Noise Ordinance).
- Clean up around the property that you live in. Know your trash pick-up days. Your garbage bins should not be out earlier than the night before trash pick-up day and must be put away within 24 hours after pick-up.
- Have social gatherings, not parties. If you are planning to have a party, tell your neighbors and provide them with a way to contact you in case there are complaints.
- Obey traffic/parking laws.
- Adjust your behavior and language around neighborhood children.

“Good neighbors make life more positive.”

City of Rochester Refuse and Recycling Rules:

[Refuse Collection](#)
[Collection Schedule](#)
[Refuse Rules and Enforcement \(FAQs\)](#)
[Recyclable Materials](#)

For those living outside of the City, each town has their own rules-please check your town website.

City of Rochester Noise Ordinance Rules:

[Noise Ordinance FAQs](#)

For those living outside of the City, each town has their own rules-please check your town website.

City of Rochester Parking and Traffic Rules:

[Parking and Abandoned Vehicles](#)
[On Street Parking](#)
[Traffic Calming Program](#)

For those living outside of the City, each town has their own rules-please check your town website.



firesafety in student apartments

As a student, fire prevention and safety should be a high priority wherever you live. Recent tragedies in campus related housing demonstrate the need to be vigilant. When fire occurs, the effects can be devastating. OFPC urges all students to follow these practical Fire Safety Steps to protect themselves from fire.

Sources for additional information:

Office of Fire Prevention & Control
www.dhss.ny.gov/ofpc

Center for Campus Fire Safety
www.campusfiresafety.org

U.S. Fire Administration
www.usfa.fema.gov

National Fire Protection Assoc.
www.nfpa.org



State Office Campus
1220 Washington Avenue
Building 7A, Floor 2
Albany, NY 12226
Phone: 518-474-6746
Fax: 518-474-3240
Email: fire@dhss.ny.gov

Where Do Fires Occur?

Residential fires represent approximately 23% of all fires and 76% of structure fires. Each year fire kills more Americans than all natural disasters combined. At least 80% of all fire deaths occur in residential occupancies. In apartments, fires most often start in the following locations:

- Kitchen 25.5%
- Bedroom 13.7%
- Living Room 8.6%
- Laundry Area 3.5%
- Bathroom 2.4%

Be Fire Safe Around Your Apartment

Follow these simple safety tips and your apartment will remain fire safe.

Insure a working smoke detector is installed on every level of your dwelling.

If you use battery operated smoke detectors, change the battery every six months.

Rehearse evacuations and designate groups for accountability once outside.

Choose an area well away from the building to meet to account for all in your group.

Install and know how to use a portable fire extinguisher in your kitchen area for small fires.

When cooking, never approach an open flame while wearing loose fitting clothing.

Don't leave cooking items unattended and keep a tight fitting lid next to your pan.

Ovens and cooking appliances are not designed to heat your apartment and should not be used for that purpose.

Avoid the use of space heaters. If you feel you must use one, always use extreme caution. Keep space heaters at least 36" away from any combustible items like drapes, bed clothing, and furniture.

Don't overload electrical outlets and extension cords. Do not place electrical cords or extension cords under rugs, through doorways or in such a way they can become damaged.

Avoid using candles or other items with open flames i.e. scented oil lamps, etc.

If smoking is permitted in your apartment, large ashtrays should be provided and smoking should never be done in the bedroom. Ensure ash trays are never emptied into a combustible container.

Ensure doors and windows are operable so they can be used for escape.

When holding a party, have a designated fire watch – someone to check furniture for dropped cigarette butts and to ensure candles have been extinguished before going to bed.



Fire Safety for Apartment Living

Regardless of cause, the activation of the building's fire alarms system is an indication of an emergency and immediate and orderly evacuation of the building is essential. Upon discovering fire or smoke, remain calm.

The following steps should be carried out in order, if it is safe to do so, and if time permits:

- 1** Upon discovery of a fire, shout "FIRE" to alert those in your living space. If in doubt, get out! **DO NOT FIGHT THE FIRE.** As you exit the area, close all doors in the immediate vicinity to help confine the fire in the origin area if possible.
- 2** Check your door before opening it to make sure it is not hot and the fire is not on the other side. If you encounter smoke when leaving the building, stay as low to the floor as possible.
- 3** Sound the alarm. If your building is equipped with fire alarm pull stations, pull the handle in the fire alarm box closest to the location of the fire.
- 4** Dial 911 or report the fire by calling the Emergency Number of your local fire department. This number should be attached to every phone in your building.
- 5** If the building is not equipped with fire alarm pull stations, try to notify as many persons in the area of the emergency as possible if it is safe for you to do so. At a minimum, shout "FIRE" as you exit.
- 6** Individuals hearing the warning or seeing the fire should begin an orderly evacuation of the apartment building using safe means of exit.
- 7** If you become trapped in your room, hang something outside the window such as a sheet, curtain, etc., to warn firefighters you are still in the building.
- 8** Place wet towels around the top, sides and bottom of your apartment or room door.
- 9** Close any remaining doors if possible. This will help to reduce the movement of air to minimize the fire's spread.
- 10** If your building hallway is equipped with fire separation doors, make sure they are never blocked to ensure their closure.
- 11** If your building is equipped with elevators, **DO NOT** attempt to use them during a fire or fire emergency.
- 12** When all persons have evacuated the building, they must remain outside and at a safe and clear distance away from the building. Have a central meeting place where everyone in your designated group is to gather and be accounted for. If all cannot be accounted for, **DO NOT RE-ENTER THE BUILDING.** Immediately notify firefighting personnel on the scene.
- 13** Regardless of cause, the activation of the building's fire alarm system is an indication of an emergency and immediate and orderly evacuation of the building is essential.

When in doubt... ***get out!***
Do not fight the fire

Upcoming Events



University...

10/20: 7-9pm, Todd Theater:
URPerforming 17: The Talent Edition
IV-celebrate extraordinary
performers from all disciplines in this
UR Got Talent-format evening of
student artists. Limited seating.

10/22: 6-7pm, Goergen Athletic
Center Foyer, Paws for Stress Relief:
Stop by to pet the dogs, pick up an
inspirational quote, and make a
lavender sachet

10/22: 6pm, Class of '62 Auditorium,
State Senate Candidate Forum: The
League of Women Voters and URMC
Medical Students would like to invite
you to this forum to meet the State
Senator candidates from both
parties

10/26: 1-3:30: Scare Fair, spooky
scavenger hunt followed by a trip to
the top of Rush Rhees Library.
Available for the first 300
participants

10/27: 7:30pm, Brass Choir
Spooktacular, Strong Auditorium

[U of R Featured Events](#)

Rochester Area...

10/14-21, A Bronx Tale,
[Rochester Broadway Theater
League](#)

10/20: 10am-12pm, [Fall Foliage
Tour at Mt Hope Cemetery](#)

10/26: 8-11pm, 21+ event, [MAG
Museum of the Dead](#)

10/27: 9am, [Pumpkins in the Park
5K](#)

10/26-27, 6:30-9pm, [The Landmark
Society's Ghost Walk](#)

Anytime:
[Bristol Mountain Aerial Adventures](#)

[NY Museum of Transportation Fall
Foliage Trolley Rides](#)

[Haunted Hayrides of Greater
Rochester](#)

coming soon >>>

In The Next Issue

Winter Safety
Neighborhood Ambassadors
CARE
Safety-Security

Have a story or event you
think should we should
include in our next
newsletter?
Email submissions will be
accepted until the 5th of
the month for that
month's newsletter.
Submit your stuff [HERE!](#)

CURRENT ADDRESS...

Does the University have your current off campus address? If you have not changed your address or are unsure, visit the Registrar's Office to update your address.

Important Phone Numbers:

Emergency Police	911
Non -Emergency Services	311
UR Public Safety Emergency	585-275-3333
University Health Services	585-275-2662
The Housing Council	585-546-3700
Legal Aid Society	585-232-4090